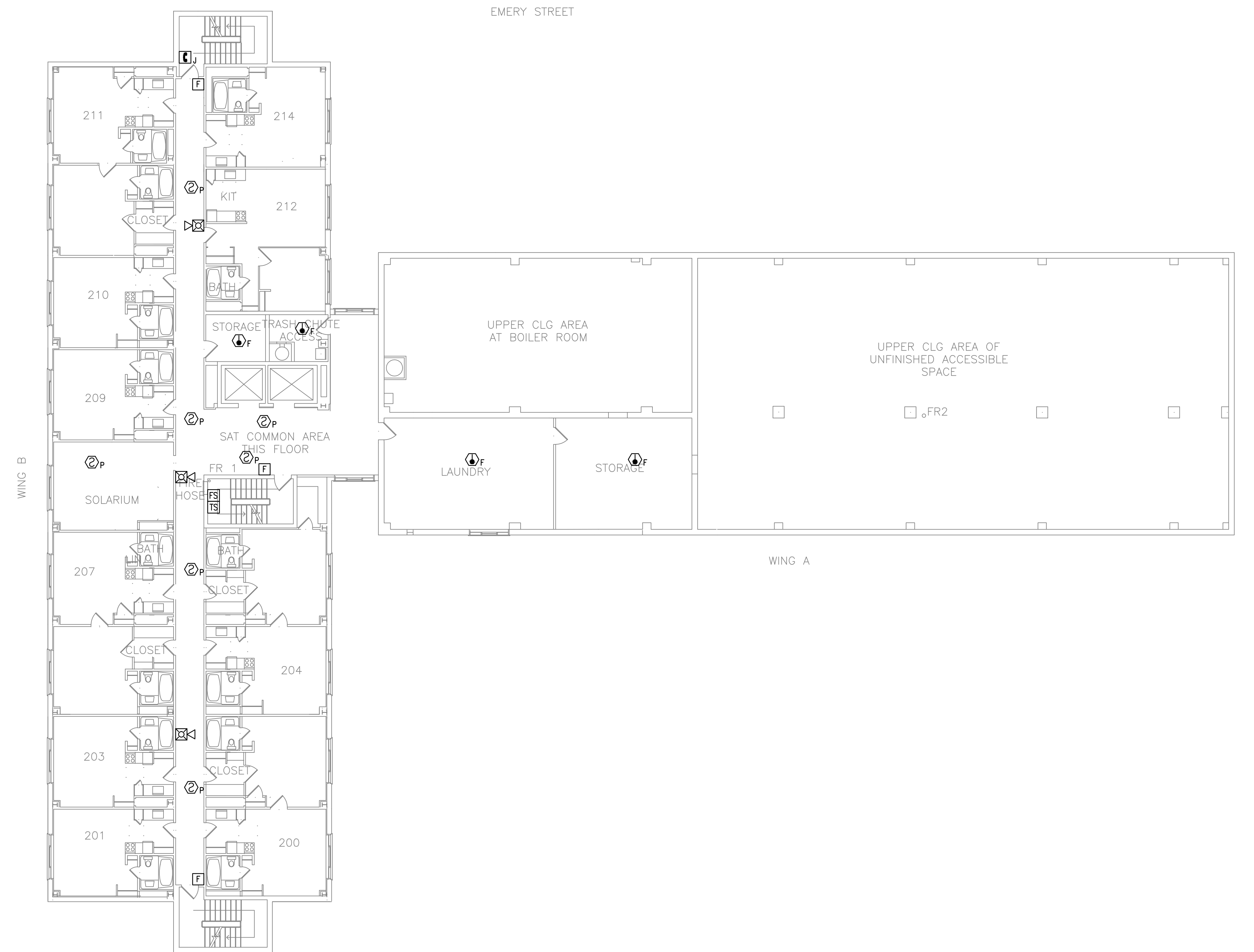


NOTES:

1. SEE SHEET FA-001 FOR LEGEND, ABBREVIATIONS, AND GENERAL NOTES.
2. REMOVE ALL FIRE ALARM EQUIPMENT COMPLETELY UNLESS OTHERWISE INDICATED, AND WHETHER EXPLICITLY SHOWN ON THIS SHEET OR NOT. REMOVE ALL WIRING, AND EQUIPMENT SUPPORTS. CONDUIT IS ALLOWED TO BE RE-USED IF IT IS IN SUITABLE CONDITION.




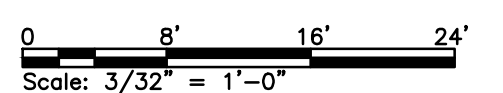
SECOND FLOOR FIRE ALARM DEMOLITION PLAN

SCALE: 3/32" = 1'-0"

PROJECT



NORTH



				PORTLAND HOUSING AUTHORITY PORTLAND, MAINE			
				HARBOR TERRACE FIRE ALARM UPGRADE			
				SECOND FLOOR FIRE ALARM DEMOLITION PLAN			
A	ISSUED FOR CONSTRUCTION	BVD	MRL	3/11/15			
REV	DESCRIPTION	DWN	APP	DATE			
PLEASE NOTE: THIS DOCUMENT MAY NOT ACCURATELY REPRESENT THE FINAL DOCUMENT. ONLY AN ENGINEER, ARCHITECT OR SURVEYOR SIGNED, SEALED AND DATED PAPER COPY, PROVIDED BY THIS OFFICE, MAY BE UTILIZED FOR BIDDING OR CONSTRUCTION PURPOSES.		Colby Company engineering		47A York Street Portland, Maine 04101 207.533.7753 colbycoengineering.com		SIZE: ANSI D DATE: 03-11-2015 DES BY: JMB DWN BY: BVD CKD BY: MRL	
PROJECT NO.		DRAWING NO.		SHEET		3 OF 17	
218.006.002		FA-102					