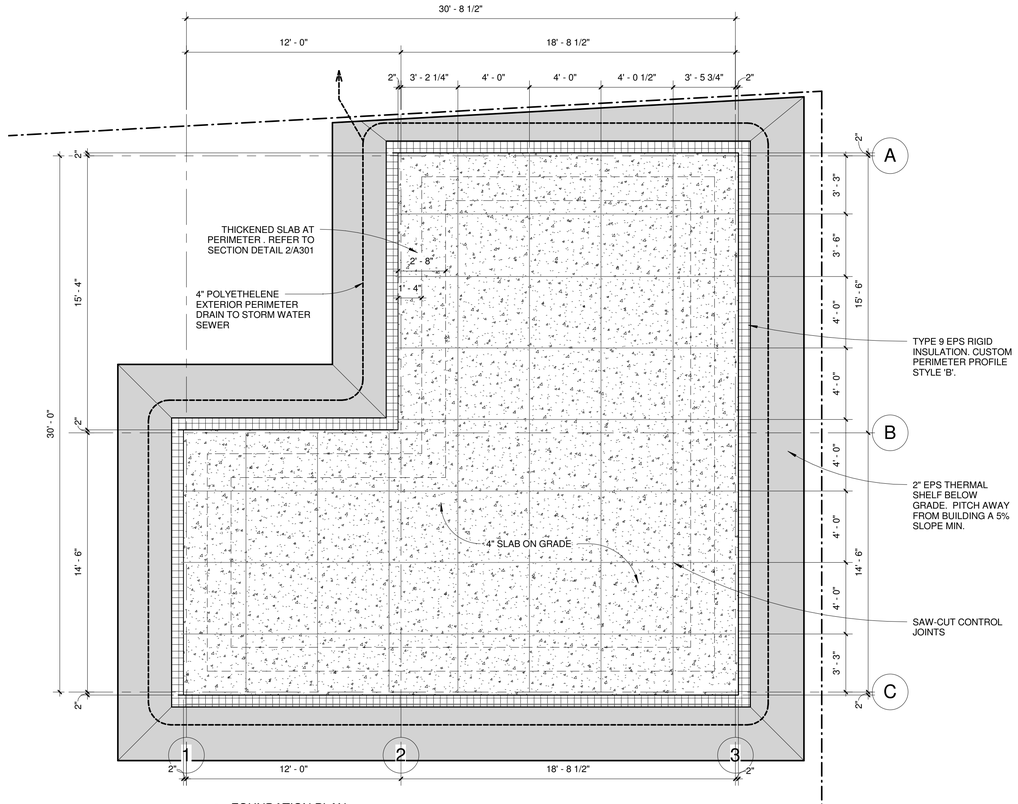

4 FOUNDATION PLAN
1/4" = 1'-0"

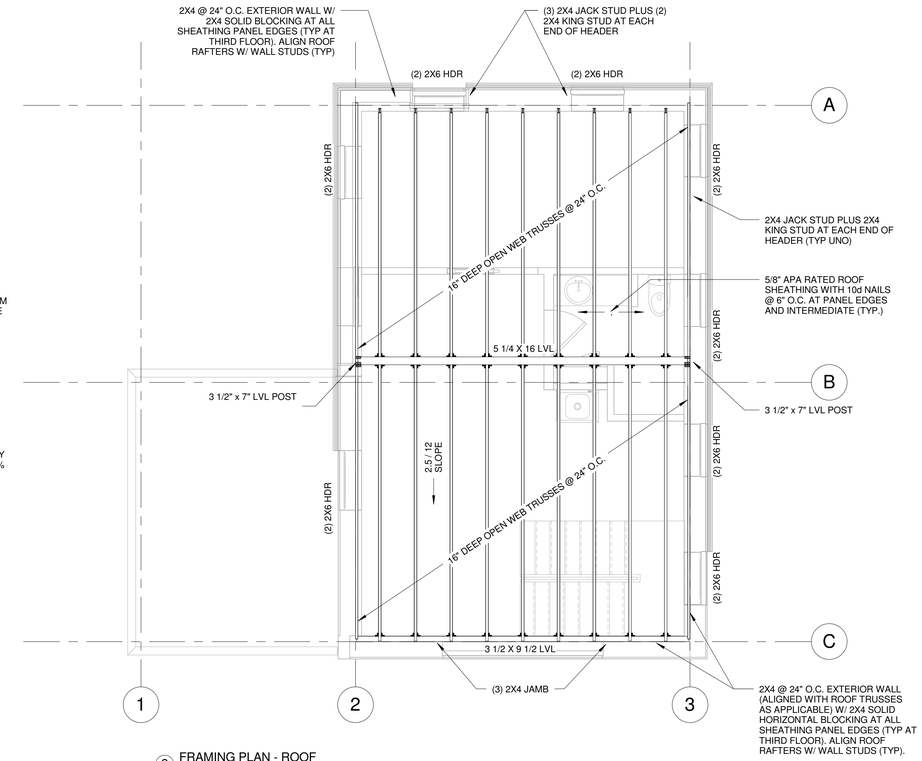

3 FRAMING PLAN - ROOF
1/4" = 1'-0"

FOR PERMITTING AND PRICING ONLY
NOT FOR CONSTRUCTION

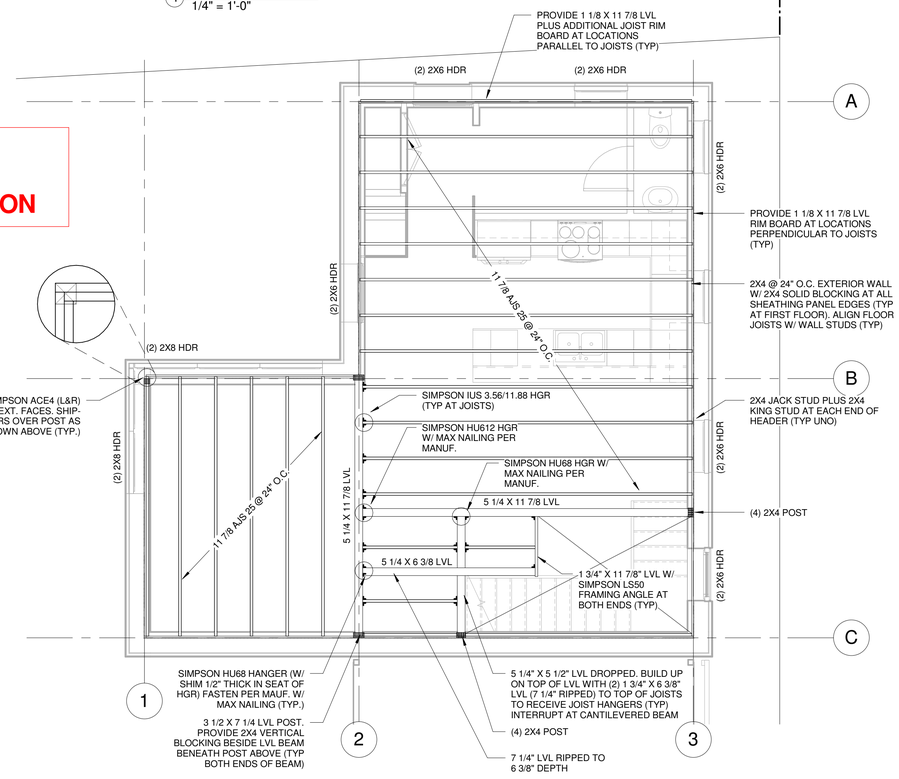

1 FRAMING PLAN - 2ND FLOOR
1/4" = 1'-0"

ROOF TRUSS LOADING:

TCLL = 45 PSF
TCDC = 10 PSF
BCLL = 0 PSF
BCDC = 10 PSF

MAXIMUM PERMISSIBLE DEFLECTION SHALL BE:
- LIVE LOAD DEFLECTION = L/480
- TOTAL LOAD DEFLECTION = L/360

TRUSSES SHALL BE DESIGNED FOR UNBALANCED LOAD, WIND LOAD PER IRC 2009

TRUSSES SHALL BE TEMPORARILY AND PERMANENTLY BRACED AS PER TPI HIB LATEST EDITION

NOTES:

EXTERIOR I-JOIST STUD STUDS @ 24" O.C. SHALL BE ALIGNED W/ 2X4 STUDS AND FASTENED W/ 10GA X 4" LONG WOOD SCREWS @ 12" O.C. THE I-JOISTS SHALL BE CONTINUOUS BETWEEN FLOORS AND BETWEEN FLOORS AND ROOF. THE I-JOISTS SHALL BE FASTENED TO FLOOR RIM AND ROOF (JUST BELOW FLOOR AND ROOF SHEATHING) W/ ADDITIONAL (12) 10GA X 4" LONG WOOD SCREWS AT FLOORS AND (6) SCREWS AT ROOF, AND TO BOTTOM PLATE OF FIRST FLOOR WALL (TYP.)

PRESUMPTIVE SOIL BEARING CAPACITY = 3000 PSF TO BE VERIFIED BY THE G.C. IN THE FIELD (TYP.)

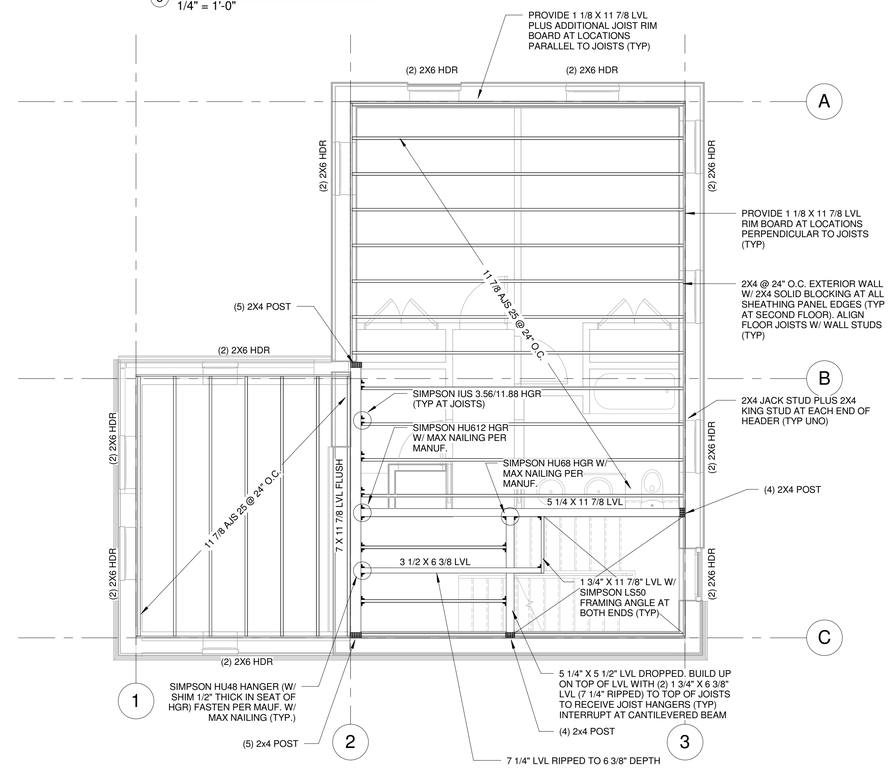

2 FRAMING PLAN - 3RD FLOOR
1/4" = 1'-0"

OLINS RESIDENCE
2 TAYLOR STREET
PORTLAND, MAINE

BR BURN architecture for life
28 Maple St | Suite 202 | Portland, ME 04101 | 207-774-6462

CONSULTANTS:

REVISIONS:

ISSUED:	6/25/14
PROJECT No:	1314
DRAWN BY:	Author
CHECKED BY:	Checker

SHEET TITLE:
FOUNDATION & FRAMING PLANS

S101