FLOOR/CEILING/ROOF

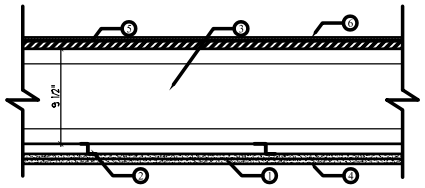

F1 1 HOUR FLOOR/CEILING

F1 FLOOR/CEILING ASSEMBLY RATING - 1 HOUR
G.A. File No. FC5111 (50-54 STC)

1. Base layer ½" type X gypsum wallboard applied at right angles to resilient channels
2. Resilient channels 16" o.c. with 1½" Type S drywall screws 12" o.c. Resilient channels applied at right angles to minimum wood I-joists
3. 9½" deep wood I-joists, with minimum 1½" deep x 1½" wide flanges and minimum ½" webs, 24" o.c. with 1½" Type W drywall screws.
4. **Face** layer ½" type X gypsum wallboard applied at right angles to channels with 1½" Type S drywall screws 12" o.c. Face layer end joints located midway between channels and attached to base layer with 1½" Type G screws 12" o.c. Edge joints offset 24" from base layer edge joints.
5. Wood I-joists supporting ¾" oriented strand board applied at right angles to Ijoists with 8d common nails 12" o.c.
6. 3/8" plywood

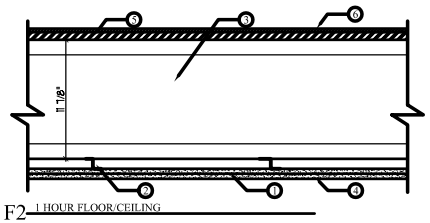

F2 1 HOUR FLOOR/CEILING

F2 FLOOR/CEILING ASSEMBLY RATING - 1 HOUR
G.A. File No. FC5111 (50-54 STC)

1. Base layer ½" type X gypsum wallboard applied at right angles to resilient channels
2. Resilient channels 16" o.c. with 1½" Type S drywall screws 12" o.c. Resilient channels applied at right angles to minimum wood I-joists
3. 9½" deep wood I-joists, with minimum 1½" deep x 1½" wide flanges and minimum ½" webs, 24" o.c. with 1½" Type W drywall screws.
4. **Face** layer **1/2"** type X gypsum wallboard applied at right angles to channels with 1½" Type S drywall screws 12" o.c. Face layer end joints located midway between channels and attached to base layer with 1½" Type G screws 12" o.c. Edge joints offset 24" from base layer edge joints.
5. Wood I-joists supporting ¾" oriented strand board applied at right angles to I joists with 8d common nails 12" o.c.
6. 3/8" plywood

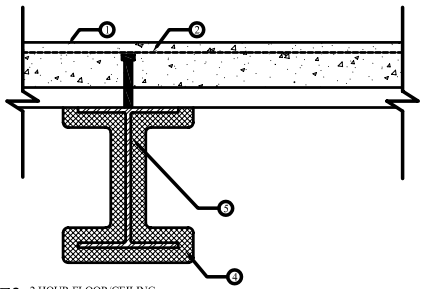

F3 2 HOUR FLOOR/CEILING

F3 FLOOR/CEILING ASSEMBLY RATING - 2 HOUR
U.L. Design No. D918

Supports - 8x28 min size steel beams.
1. **Normal Weight or Lightweight Concrete -** Normal weight concrete carbonate or siliceous aggregate, 153 + or - 3 pcf unit weight, 3500 psi compressive strength, vibrated. Lightweight concrete, expanded shale, clay or slate aggregate by rotary kiln method 110 + or - 3 pcf unit weight, 3000 psi compressive strength, vibrated, 4 to 7 percent entrained air. (4.5" = 2 Hrs)

2. **Welded Wire Fabric -** 6 x 6 - W1.4 x W1.4.
3. **Steel Floor and Form Units* -** UL Classified Composite 2 in. deep galv units. Min gauges are 22 MSG for fluted and 20/20 MSG for cellular. Fluted units may be plowyed.
UNITED STEEL DECK INC - 24" wide Type 2 LOK-Floor Cell
4. **Spray-Applied Fire Resistive Materials* -** (Beam-monocote 2-106 medium density, columns-monocote 2-146 high density)Applied by mixing with water and spraying in one or more coats to a final thickness as shown in the tables below, in the tables below to steel beam surfaces which must be clean and free of dirt, loose scale and oil. Min avg and min ind density of 15/14 pcf respectively. Min avg and min ind density of 19/18 pcf respectively for Type 7GP and 7HD. For method of density determination, refer to Design Information Section. Min. 1/2" = 2 hr. protection.
5. **Shear-Connector Studs - Optional -** Studs 3/4 in. diam by 3 in. long, for 1-1/2 in. deep form units to 5-1/4 in. long for 3 in. deep form units, headed type or equivalent per AISC specifications. Welded to the top flange of the beam through the steel form units.

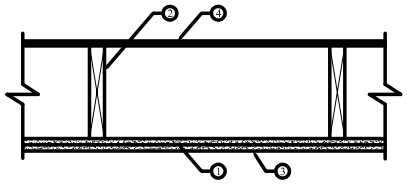

F4 1 HOUR CEILING/FLOOR ASSEMBLY

W3 1 HR CEILING/FLOOR ASSEMBLY
GA FILE NO. RC 2601

1. Base layer ½" type X gypsum wallboard applied at right angles to wood trusses
2. Wood joists 2x10 @ 24" o.c. with 1½" Type W or S drywall screws 24" o.c.
3. **Face** layer ½" type X gypsum wallboard or gypsum veneer base applied at right angles to joists with 1½" Type W or S drywall screws 12" o.c. at joints and intermediate joists and 1½" type G dyrwall screws 12" O.C. placed 2" back on either side of end joints. Edge joints offset 24" from base layer edge joints.
4. Wood joists supporting ½" plywood with exterior glue applied at right angles to joists with 8d nails. Appropriate roof covering.

Ceiling provides one hour fire resistance protection for framing, including trusses.

OWNER:
MAINE WORKFORCE HOUSING, LLC
One Longfellow Square, Portland, Maine 04101
(207) 871-9811 Fax (207) 761-0155

ARCHETYPE, P.A.
ARCHITECTS
48 Union Wharf Portland, Maine 04101
(207) 772-6022 Fax (207) 772-4056

Scale 2" = 1'-0"
Checked By:
Date 12 July 2005
Revisions:

FLOOR/CEILING TYPES
Project:
WALKER TERRACE
ONE WALKER STREET
PORTLAND, MAINE

A23