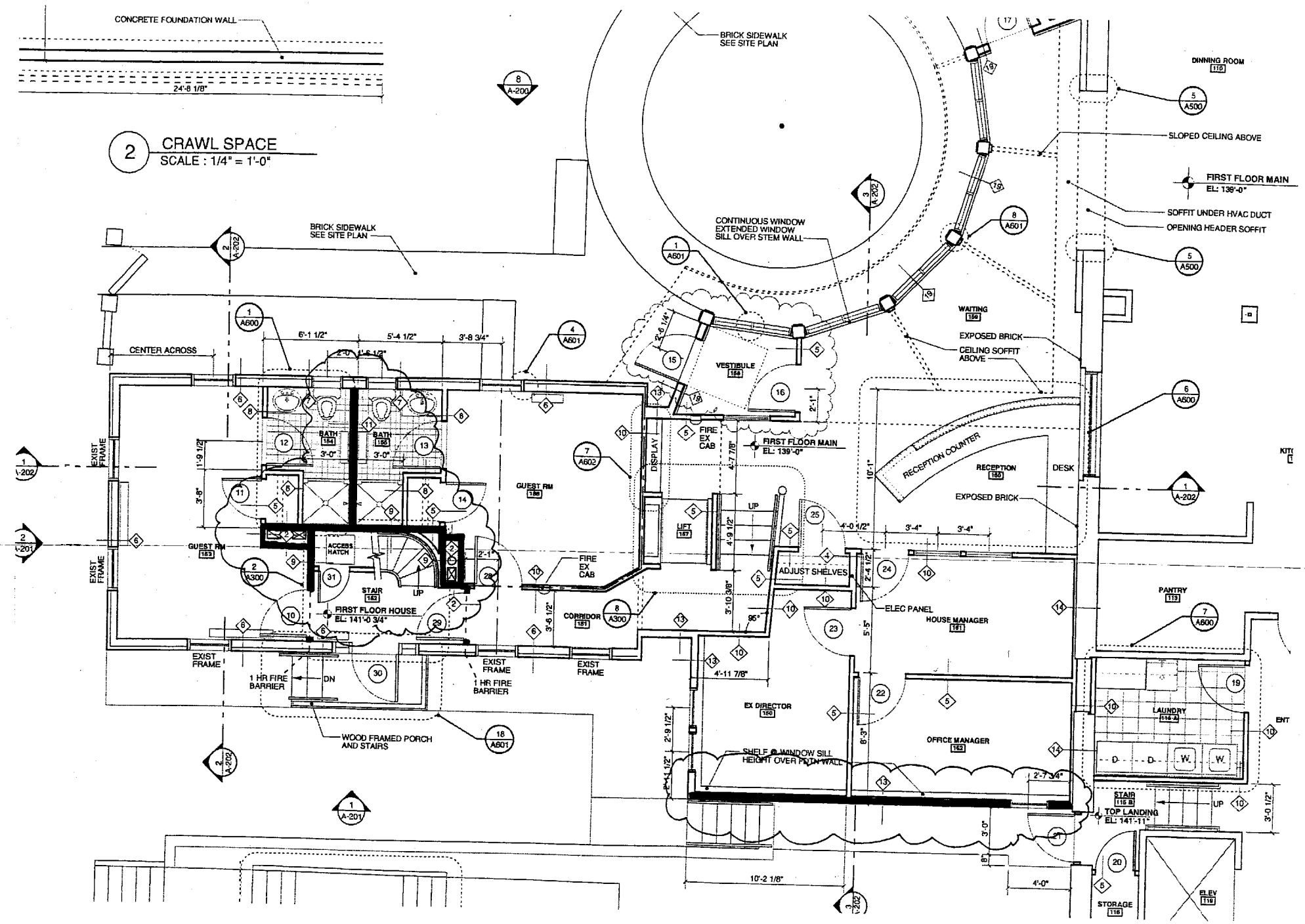

PROJECT:	Ronald McDonald House PORTLAND, MAINE	PROJECT NO. 2004-0032
TITLE:	FIRST FLOOR 1 HR FIRE WALLS	SK-4
SCALE:	1/8" = 1'-0	
DATE:	May 3, 2006	

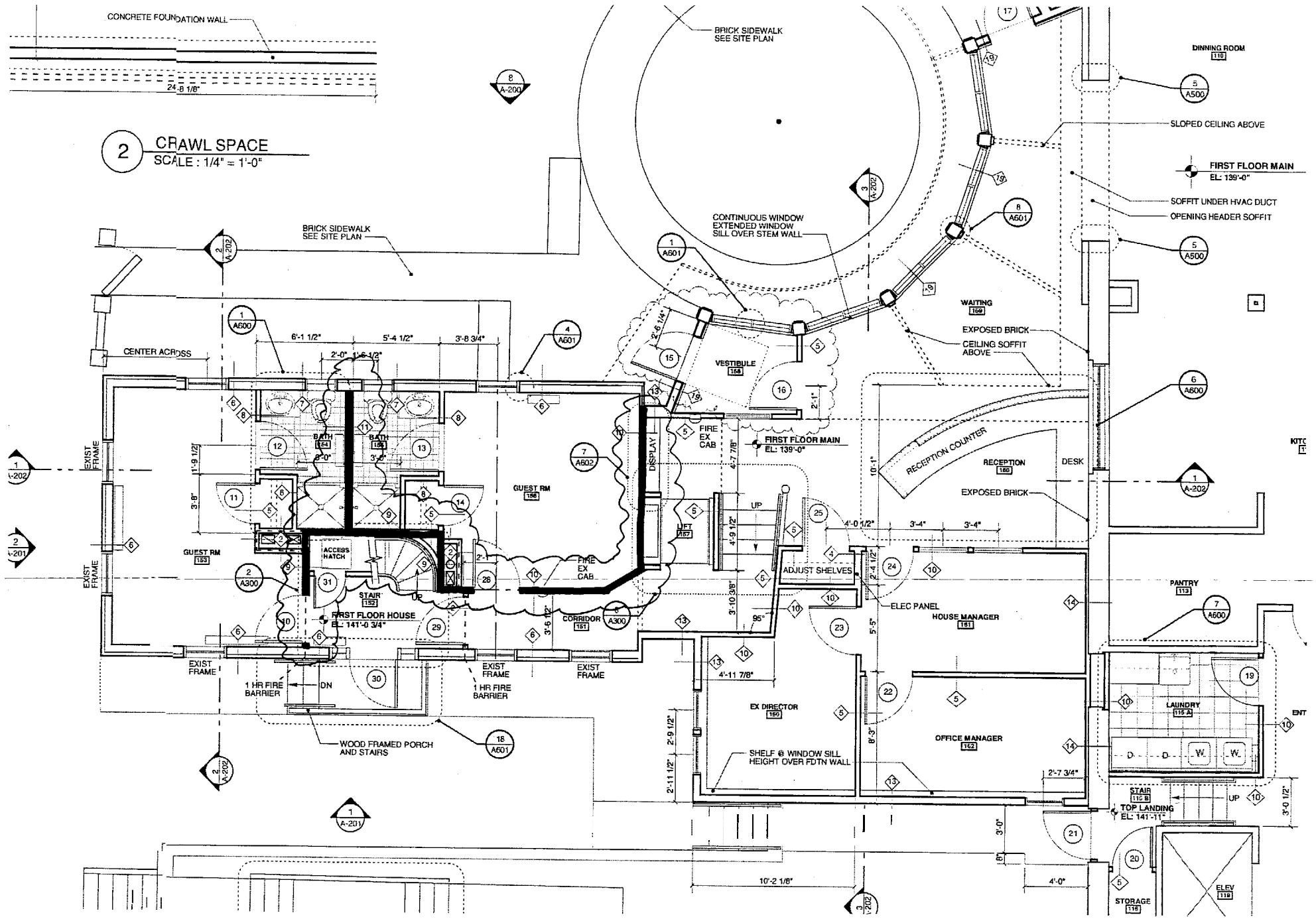

75 York Street
Portland, Maine 04101
phone 207 772 4656
fax 207 828 4656

PROJECT: **Ronald McDonald House**
PORTLAND, MAINE

PROJECT NO. 2004-0032

TITLE: **FIRST FLOOR STC 50 WALLS**

1/8" = 1'-0

DATE: May 3, 2006

SK-6

2006 © Scott Simons Architects

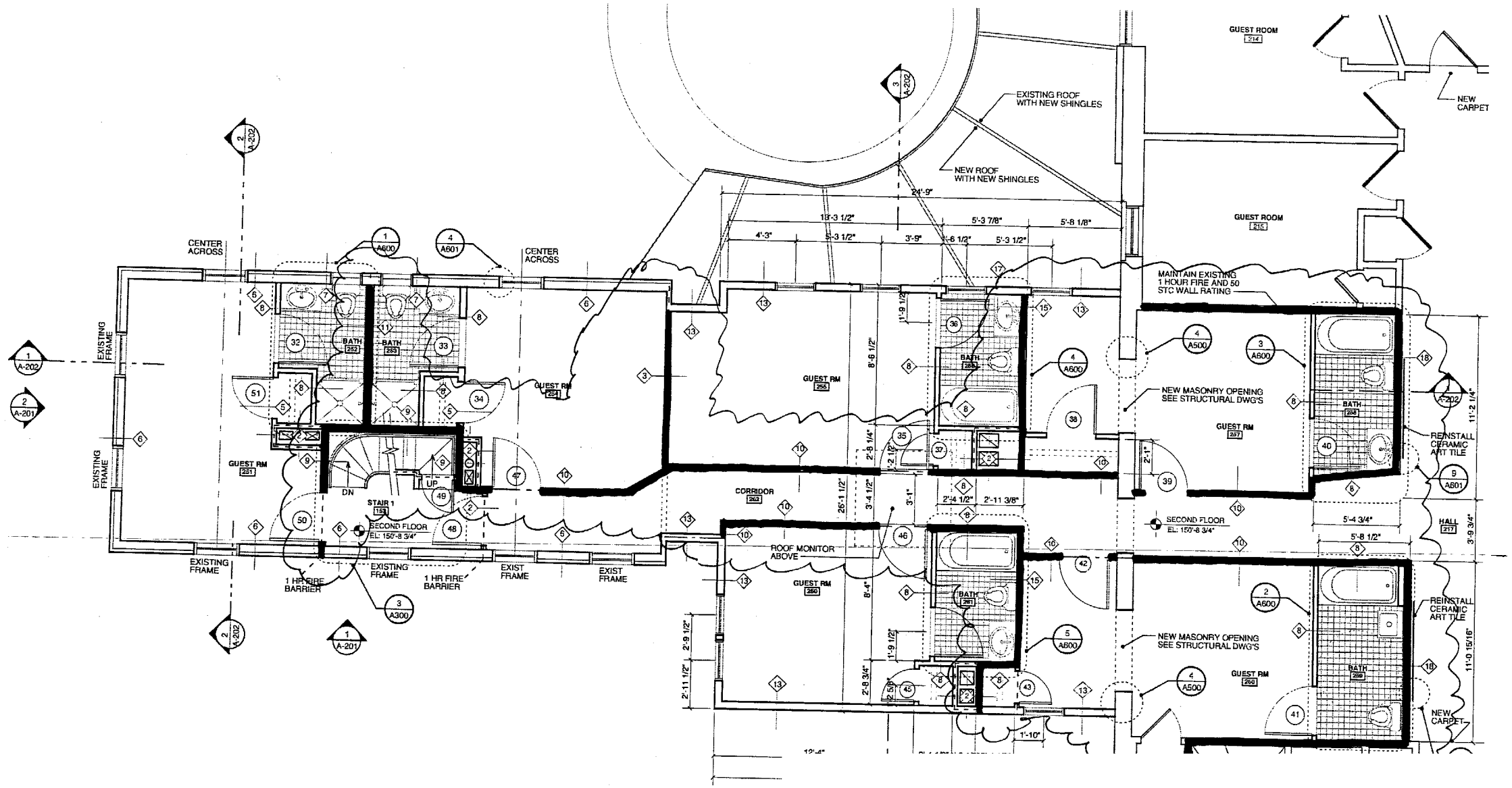

LICENSED ARCHITECT
SCOTT R. SIMONS
NO. 2034
STATE OF MAINE

75 York Street
Portland, Maine 04101
phone 207 772 4656
fax 207 828 4656

PROJECT: **Ronald McDonald House**
PORTLAND, MAINE

PROJECT NO. 03

TITLE: **SECOND FLOOR 1 HR FIRE WALLS**

SCALE: 1/8" = 1'-0

DATE: May 3, 2006

SK-7

2006 © Scott Simons Architects

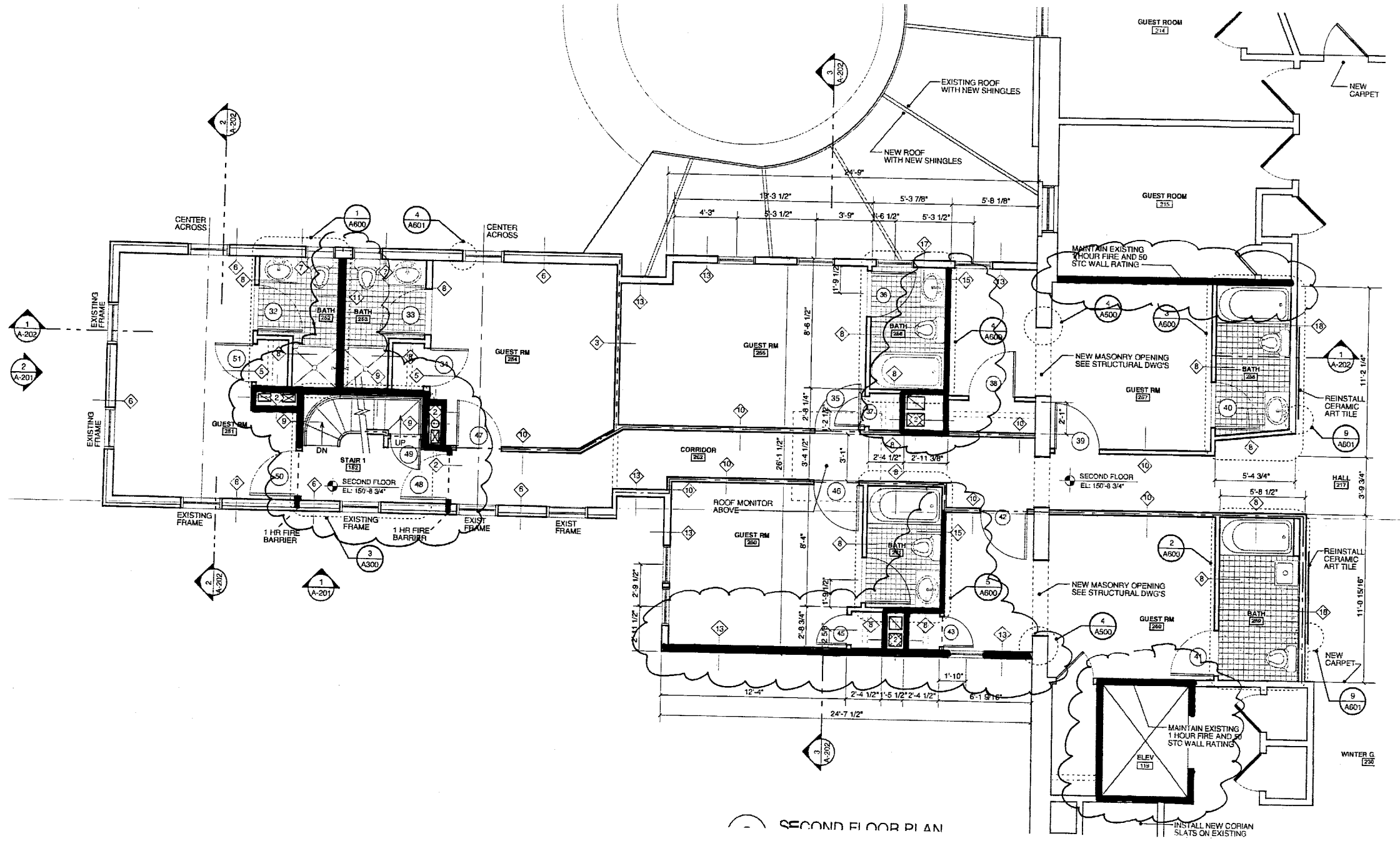

75 York Street
Portland, Maine 04101
phone 207 772 4656
fax 207 828 4656

PROJECT: **Ronald McDonald House**
PORTLAND, MAINE

PROJECT NO. 2004-0032

TITLE: **SECOND FLOOR 50 STC WALLS**

SCALE: 1/8" = 1'-0

DATE: May 3, 2006

SK-9

2006 © Scott Simons Architects

LICENSED ARCHITECT
SCOTT R. SIMONS
NO. 2034
STATE OF MAINE

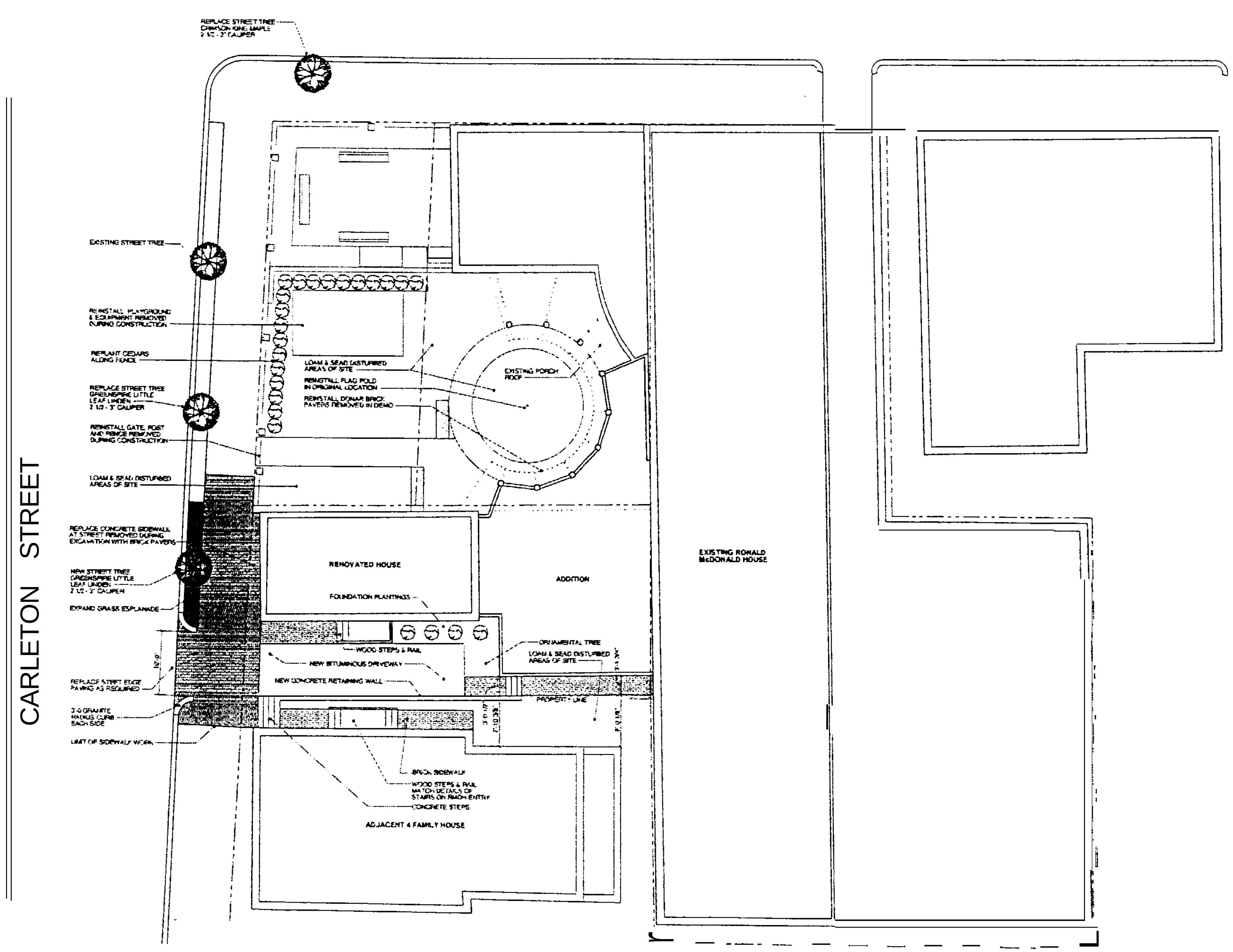

PROJECT

RONALD MCDONALD HOUSE

BRACKETT & CARLETON STREET
PORTLAND, ME

TITLE

SITE PLAN

STATUS:
CD COORDINATION SET

DATE: 09.27.2006

SCALE: 1/8"=1'-0

REVISION /DATE:

THIS DRAWING IS THE PROPERTY OF SCOTT SIMONS ARCHITECTS AND IS NOT TO BE COPIED OR REPRODUCED IN PART OR WHOLE.

Scott Simons Architects

DEPT. OF BUILDING INSPECTION
CITY OF PORTLAND, ME
MAR 2
RECEIVED

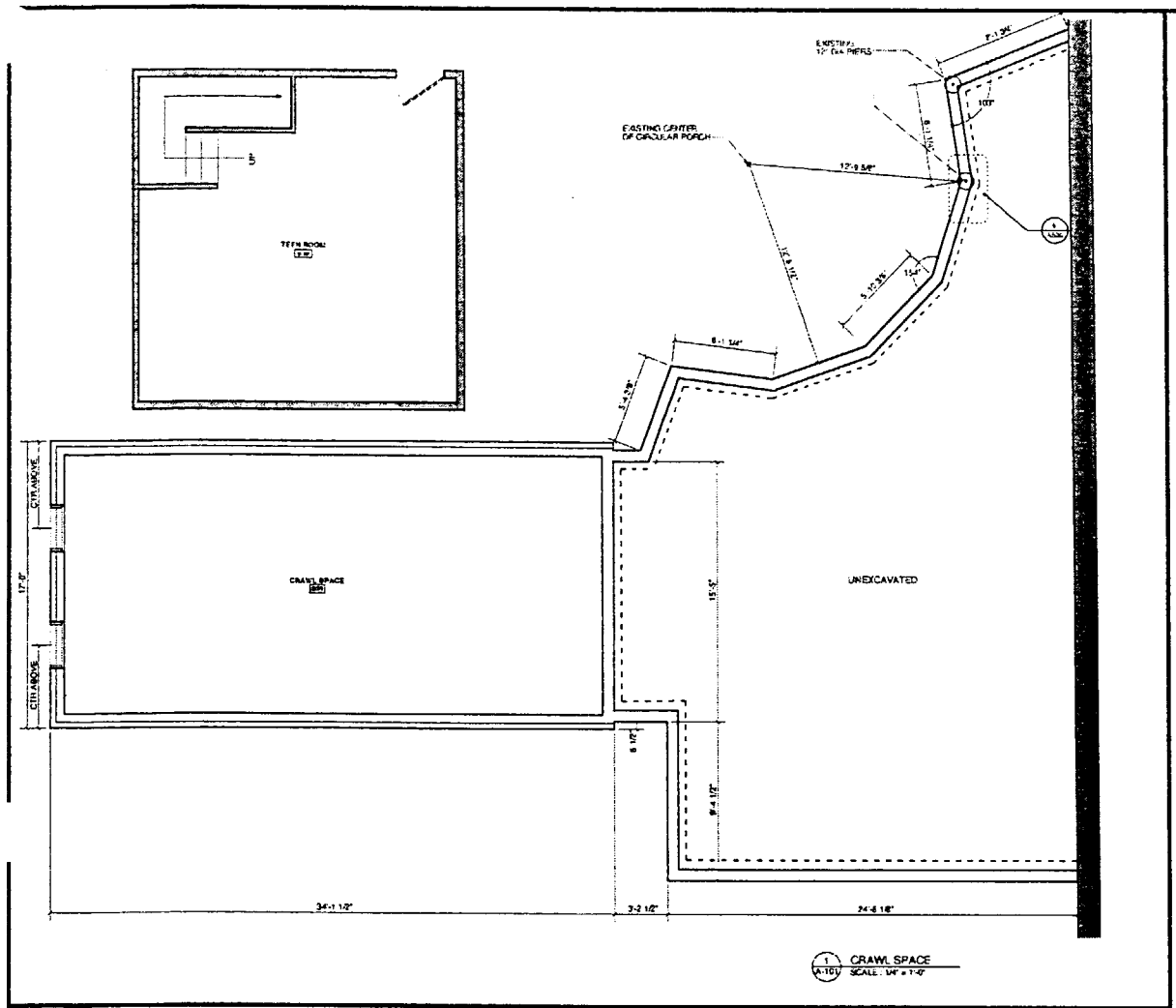

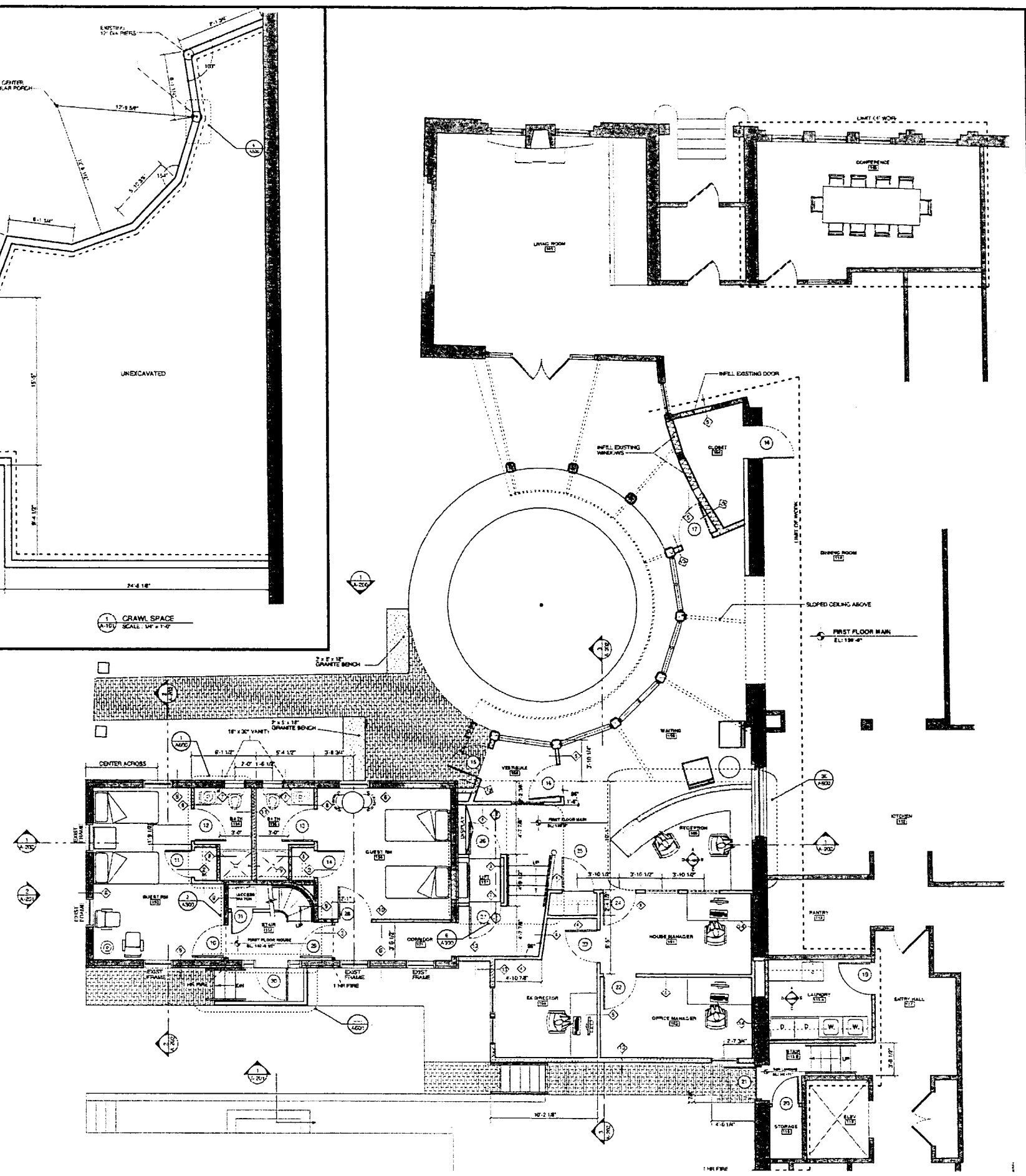

WALL TYPE (A) CONCRETE FOUNDATION 2" METAL "Z" STRIPS @ 24" OC 1" RIGID INSULATION 5/8" PTD GWB

WALL TYPE (A1) 1 HR FIRE RATED 5/8" TYPE "X" PTD GWB 2X4 STUDS @ 16" OC 5/8" TYPE "X" PTD GWB

WALL TYPE (B) 1 HR FIRE RATED 5/8" TYPE "X" PTD GWB 2X4 STUDS @ 16" OC ACOUSTICAL BATT INSULATION 5/8" TYPE "X" PTD GWB

WALL TYPE (B1) 1 HR FIRE RATED 5/8" TYPE "X" PTD GWB 2X6 STUDS @ 16" ACOUSTICAL BATT INSULATION 5/8" TYPE "X" PTD GWB

WALL TYPE (C) 5/8" PTD GWB 2X4 STUDS @ 16" OC 5/8" PTD GWB

WALL TYPE (D) EXISTING WOOD STUDS R-11 BATT INSULATION 1/2" RIGID INSULATION 5/8" PTD GWB

WALL TYPE (E) EXISTING WOOD STUDS R-11 BATT INSULATION TYVEK 1/2" RIGID INSULATION

WALL TYPE (E1) 1 HR FIRE RATED 5/8" TYPE "X" PTD GWB EXISTING STUDS ACOUSTICAL BATT INSULATION WOOD LATH PLASTER

WALL TYPE (F) 5/8" PTD GWB 2X4 STUDS @ 16" OC ACOUSTICAL BATT INSULATION 5/8" PTD GWB

WALL TYPE (G) 5/8" PTD MR GWB ACOUSTICAL BATT INSULATION 5/8" PTD MR GWB

WALL TYPE (G1) WOOD CLAPBOARD SIDING TYVEK BUILDING PAPER 1/2" OSB SHEATHING 2X6 STUDS @ 24" OC R-19 BATT INSULATION 5/8" PTD GWB

WALL TYPE (G2) EXISTING BRICK WALL 1 5/8" RESILIENT CHANNELS @ 16" OC 5/8" PTD GWB

WALL TYPE (G3) 1 HR FIRE RATED 5/8" TYPE "X" PTD GWB 2X4 STUDS @ 16" OC ACOUSTICAL BATT INSULATION 5/8" TYPE "X" PTD MR GWB

WALL TYPE (G4) 1 HR FIRE RATED WOOD CLAPBOARD SIDING TYVEK BUILDING PAPER 5/8" TYPE "X" EXT GYP SHEATHING 2X6 STUDS @ 24" OC R-19 BATT INSULATION 5/8" TYPE "X" PTD MR GWB

WALL TYPE (G5) WOOD CLAPBOARD SIDING TYVEK BUILDING PAPER 1/2" OSB SHEATHING 2X6 STUDS @ 24" OC R-19 BATT INSULATION 5/8" TYPE "X" PTD MR GWB

WALL TYPE (G6) 5/8" PTD GWB 2X6 STUDS @ 16" OC ACOUSTICAL BATT INSULATION 5/8" PTD MR GWB

Scott Simons Architects
75 Fore Street
Portland, Maine 04101
phone 207.772.4664
fax 207.772.4663

THIS DRAWING IS THE PROPERTY OF SCOTT SIMONS ARCHITECTS AND IS NOT TO BE COPIED OR REPRODUCED IN PART OR WHOLE.

PROJECT

RONALD MCDONALD HOUSE

BRACKETT & CARLETON STREET PORTLAND, ME

TITLE

CRRAWL SPACE & FIRST FLOOR

STATUS: CD COORDINATION SET

DATE: 09.27.2006

SCALE: 1/4" = 1'-0"

PROJECT NO.

REVISION /DATE:

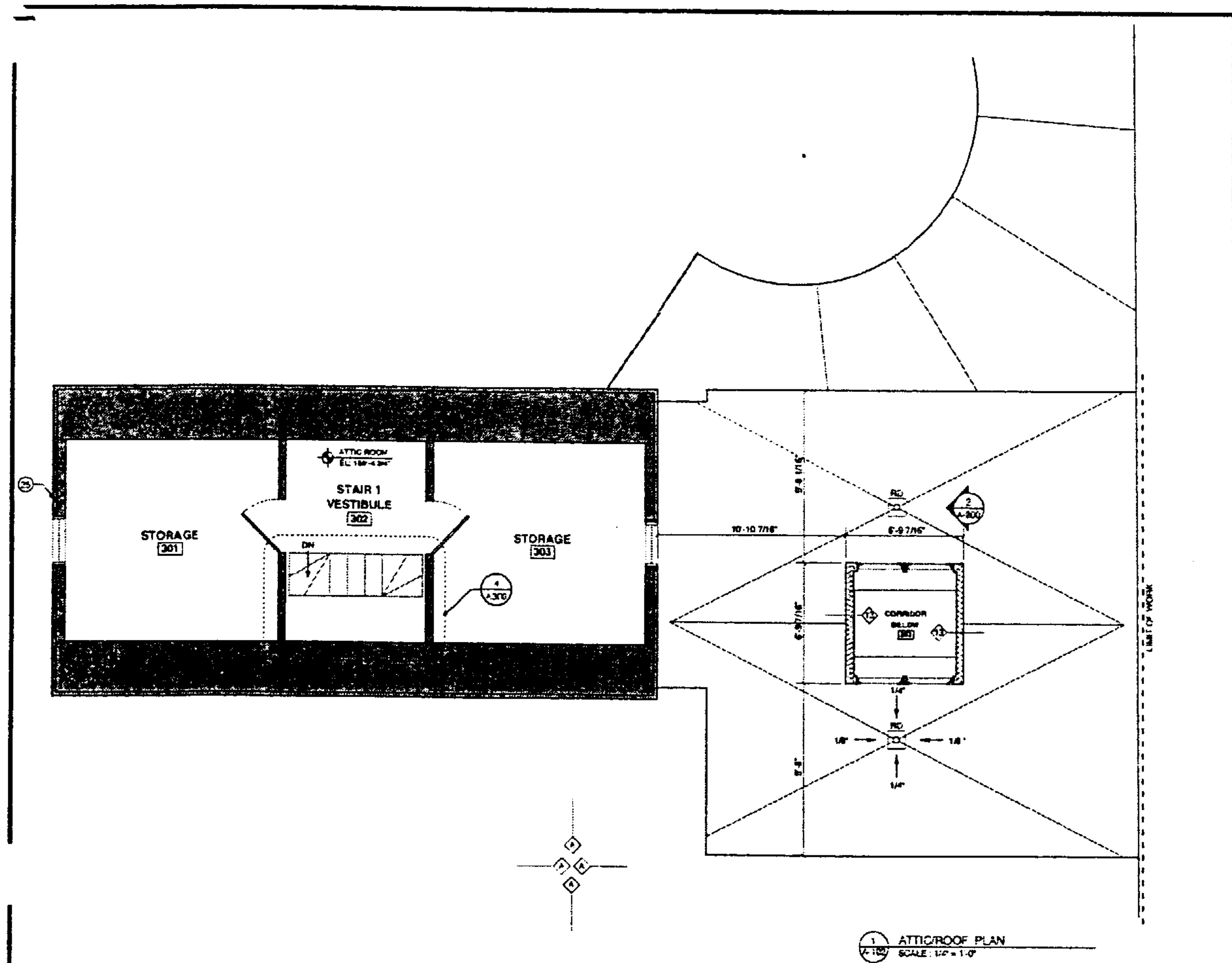

ATTIC/ROOF PLAN
SCALE: 1/4" = 1'-0"

NO	LABEL	FRAME MATERIAL	FRAME TYPE	OPEN WIDTH	OPEN HEIGHT	JAMB DEPTH	JAMB DETAIL	DOOR MAT	DOOR TYPE	HDWR GROUP	REMARKS
10	90 MIN	HM	F1	3'-0"	6'-8"	5 1/4"	J2	WD	D4		
11		WD	F1	2'-8"	6'-8"	4 3/4"	J7	WD	D4		
12		WD	F1	3'-0"	6'-8"	4 3/4"	J7	WD	D4		UNDERCUT
13		WD	F1	3'-0"	6'-8"	4 3/4"	J7	WD	D4		UNDERCUT
14		WD	F1	2'-4"	6'-8"	4 3/4"	J7	WD	D4		
15		ALUM CLAD WD	F1	3'-0"	6'-8"	6 5/8"	J12	ALUM CLAD WD	D2		MARVIN
16		WD	F2	3'-0"	6'-8"	4 3/4"	J7	WD	D6		
17		ALUM CLAD WD	F1	3'-0"	6'-8"	6 5/8"	J12	ALUM CLAD WD	D2		MARVIN
18		WD	F1	3'-0"	6'-8"	4 3/4"	J7	WD	D4		
19	60 MIN	HM	F1	6'-0"	6'-8"	6 5/8"	J4	WD	D5		HOLD OPEN
20	45 MIN	HM	F1	3'-0"	6'-8"	4 3/4"	J7	STL	D4		
21		WD	F1	3'-0"	6'-8"	4 3/4"	J7	WD	D6		
22		WD	F1	3'-0"	6'-8"	4 3/4"	J7	WD	D6		
23		WD	F1	3'-0"	6'-8"	4 3/4"	J1	WD	D6		
24	20 MIN	WD	F1	3'-0"	6'-8"	6 5/8"	J4	WD	D4		
25	90 MIN	HM	F1	3'-0"	6'-8"	5 1/4"	J4	WD	D6		HOLD OPEN
26		WD	F1	3'-0"	6'-10"	4 3/4"	J1	WD	D1		NEW DOOR PANEL
30	90 MIN	HM	F1	3'-0"	6'-8"	5 1/4"	J2	WD	D4		
31		WD	F1	2'-8"	6'-8"	4 3/4"	J7	WD	D4		
32		WD	F1	3'-0"	6'-8"	4 3/4"	J7	WD	D4		UNDERCUT
33		WD	F1	3'-0"	6'-8"	4 3/4"	J7	WD	D4		UNDERCUT
34		WD	F1	2'-4"	6'-8"	4 3/4"	J7	WD	D4		
35		WD	F1	2'-6"	6'-8"	4 3/4"	J7	WD	D4		UNDERCUT
36		WD	F1	2'-6"	6'-8"	4 3/4"	J7	WD	D4		
37		WD	F1	3'-0"	6'-8"	4 3/4"	J7	WD	D4		
38	20 MIN	WD	F1	3'-0"	6'-8"	5 1/4"	J8	WD	D4		
39		WD	F1	3'-0"	6'-8"	4 3/4"	J7	WD	D4		UNDERCUT
40		WD	F1	3'-0"	6'-8"	4 3/4"	J7	WD	D4		UNDERCUT
41	20 MIN	WD	F1	3'-0"	6'-8"	5 1/4"	J8	WD	D4		
42		WD	F1	2'-6"	6'-8"	4 3/4"	J7	WD	D4		
43		WD	F1	3'-0"	6'-8"	4 3/4"	J7	WD	D4		UNDERCUT
44	20 MIN	WD	F1	3'-0"	6'-8"	5 1/4"	J8	WD	D4		UNDERCUT
45		WD	F1	2'-4"	6'-8"	4 3/4"	J7	WD	D4		
46	20 MIN	WD	F1	3'-0"	6'-8"	5 1/4"	J8	WD	D4		
47	20 MIN	WD	F1	3'-0"	6'-8"	5 1/4"	J8	WD	D4		
48	60 MIN	HM	F1	3'-0"	6'-8"	4 3/4"	J1	WD	D5		HOLD OPEN
49	60 MIN	HM	F1	2'-0"	6'-8"	4 3/4"	J1	WD	D4		

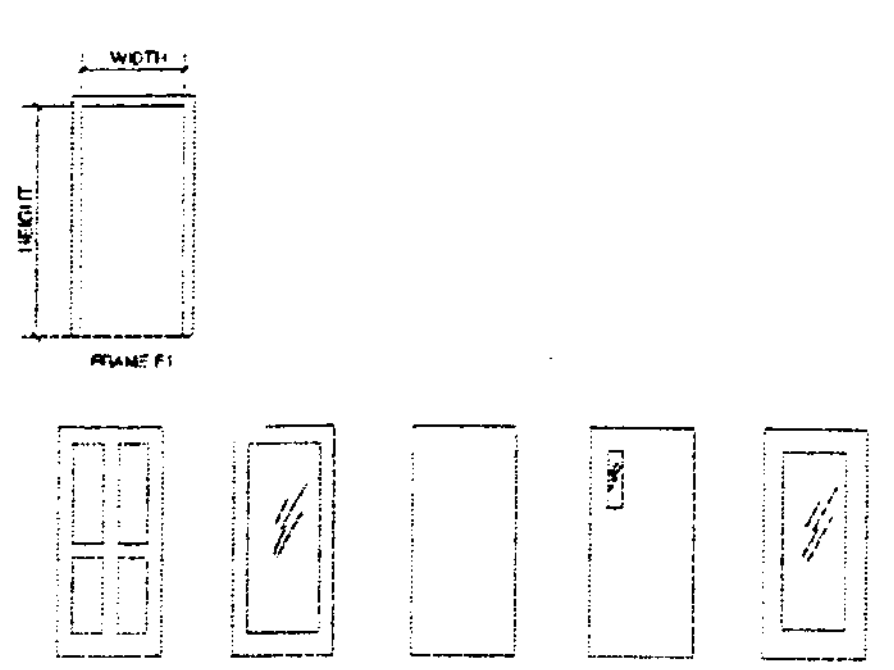

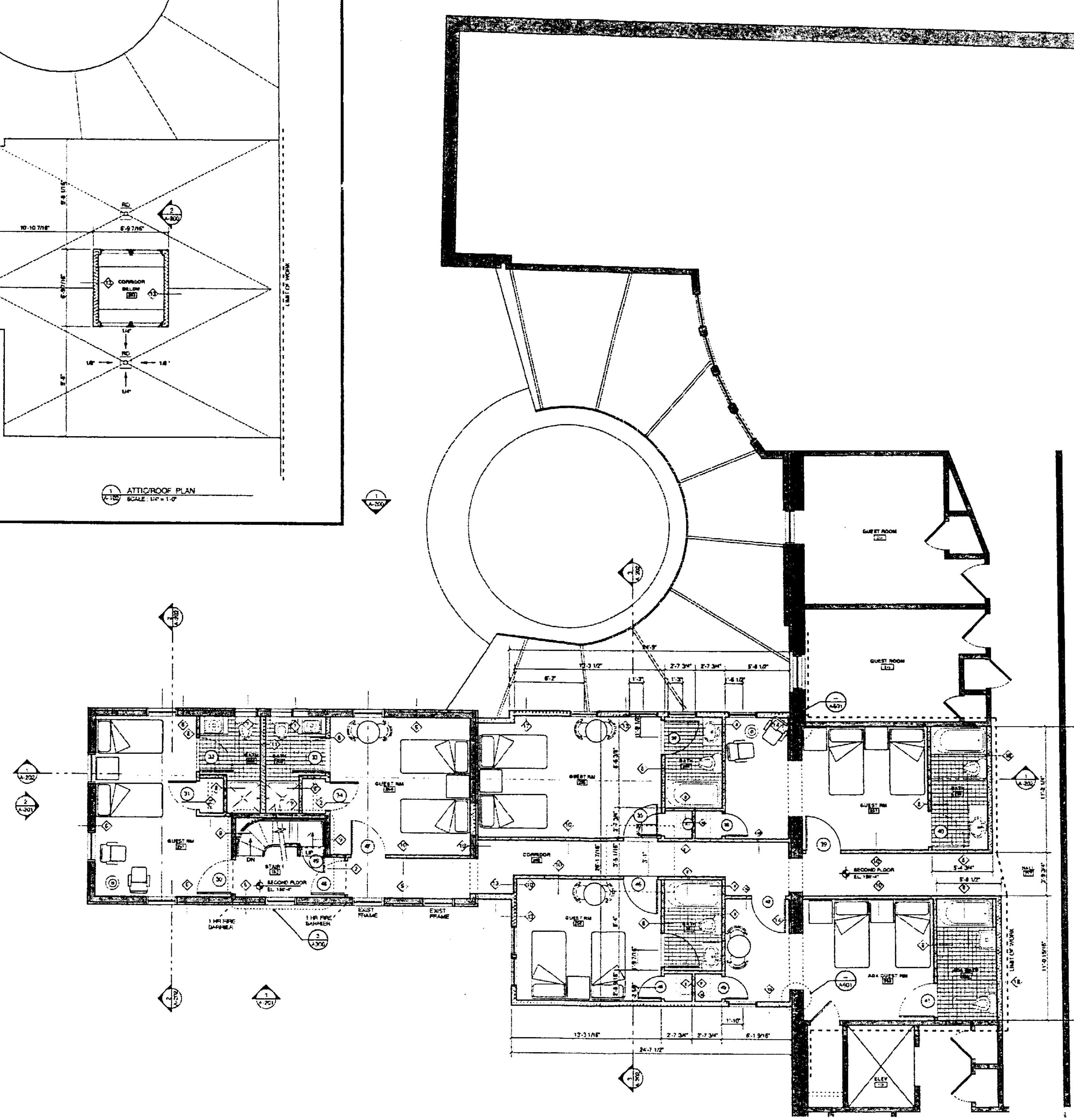

Scott Simons Architects
75 York Street
Portland, Maine 04101
phone 207 772 4656
fax 207 772 4666

THIS DRAWING IS THE PROPERTY OF SCOTT SIMONS ARCHITECTS AND IS NOT TO BE COPIED OR REPRODUCED IN PART OR WHOLE.

PROJECT

RONALD MCDONALD HOUSE

BRACKETT & CARLETON STREET
PORTLAND, ME

TITLE

SECOND FLOOR & ATTIC PLAN

STATUS:
CD COORDINATION SET

DATE: 09.27.2006
SCALE: 1/4" = 1'-0"
PROJECT NO.
△ REVISION /DATE:

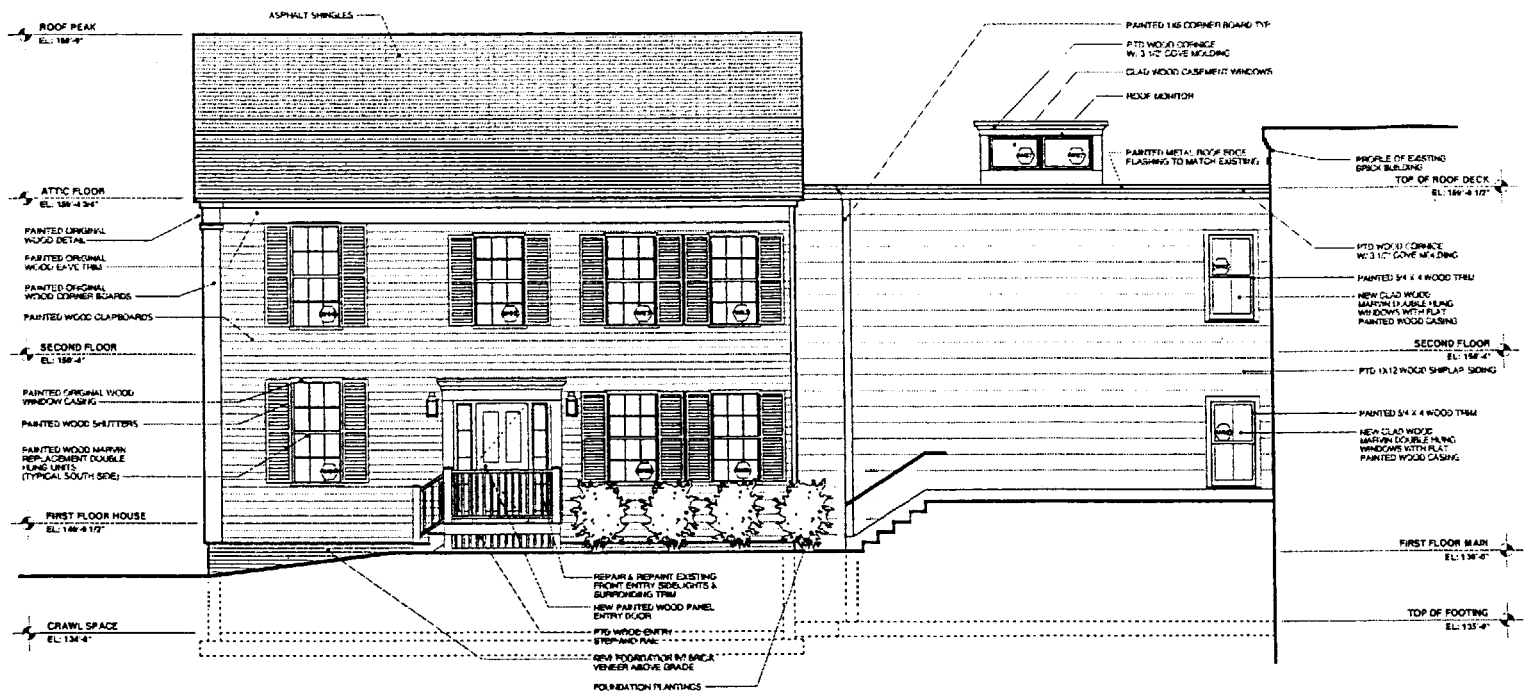

1 SOUTH ELEVATION
A-101 SCALE: 1/4" = 1'-0"

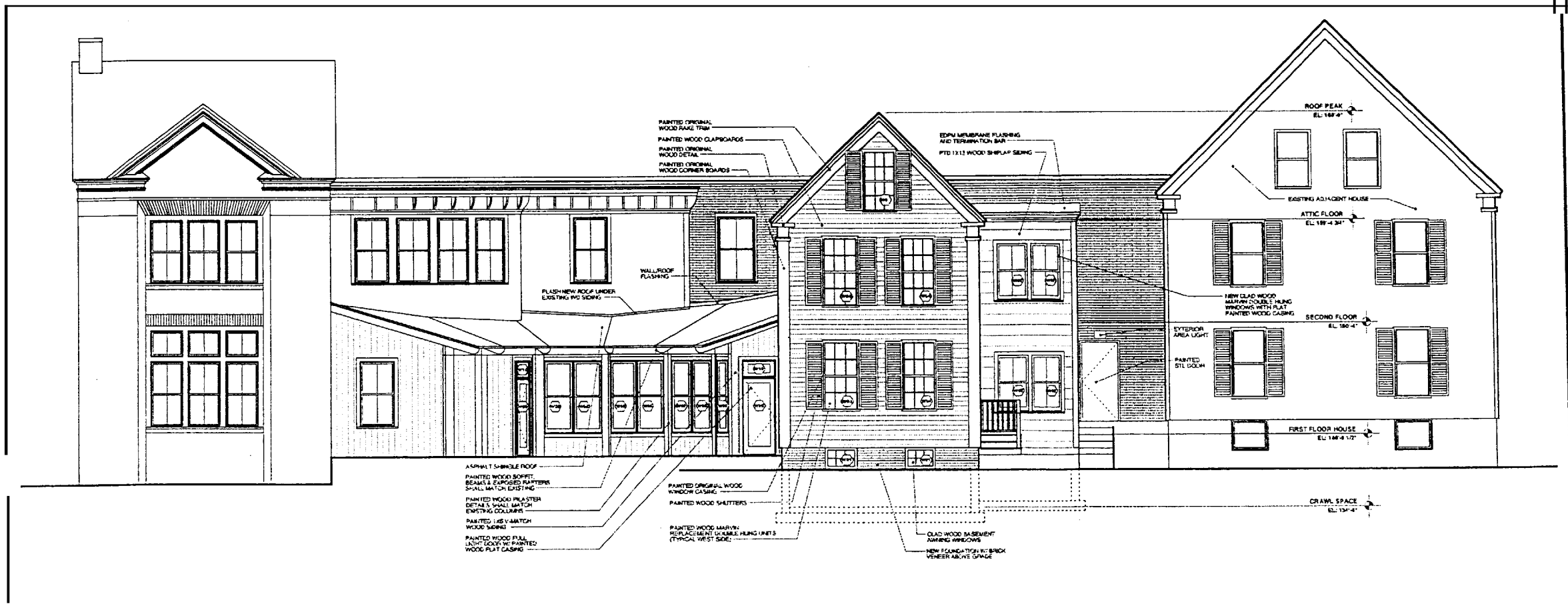

Scott Simons Architects
75 York Street
Portland, Maine 04101
phone 207 772 4884
fax 207 828 4884

THIS DRAWING IS THE PROPERTY OF SCOTT SIMONS ARCHITECTS AND IS NOT TO BE COPIED OR REPRODUCED IN PART OR WHOLE.

PROJECT

RONALD MCDONALD HOUSE

BRACKETT & CARLETON STREET
PORTLAND, ME

TITLE

SOUTH & WEST EXTERIOR ELEVATIONS

STATUS:
CD COORDINATION SET

DATE: 09.27.2006
SCALE: 1/4" = 1'-0"
PROJECT NO: 2004-0032.00

△ REVISION DATE:

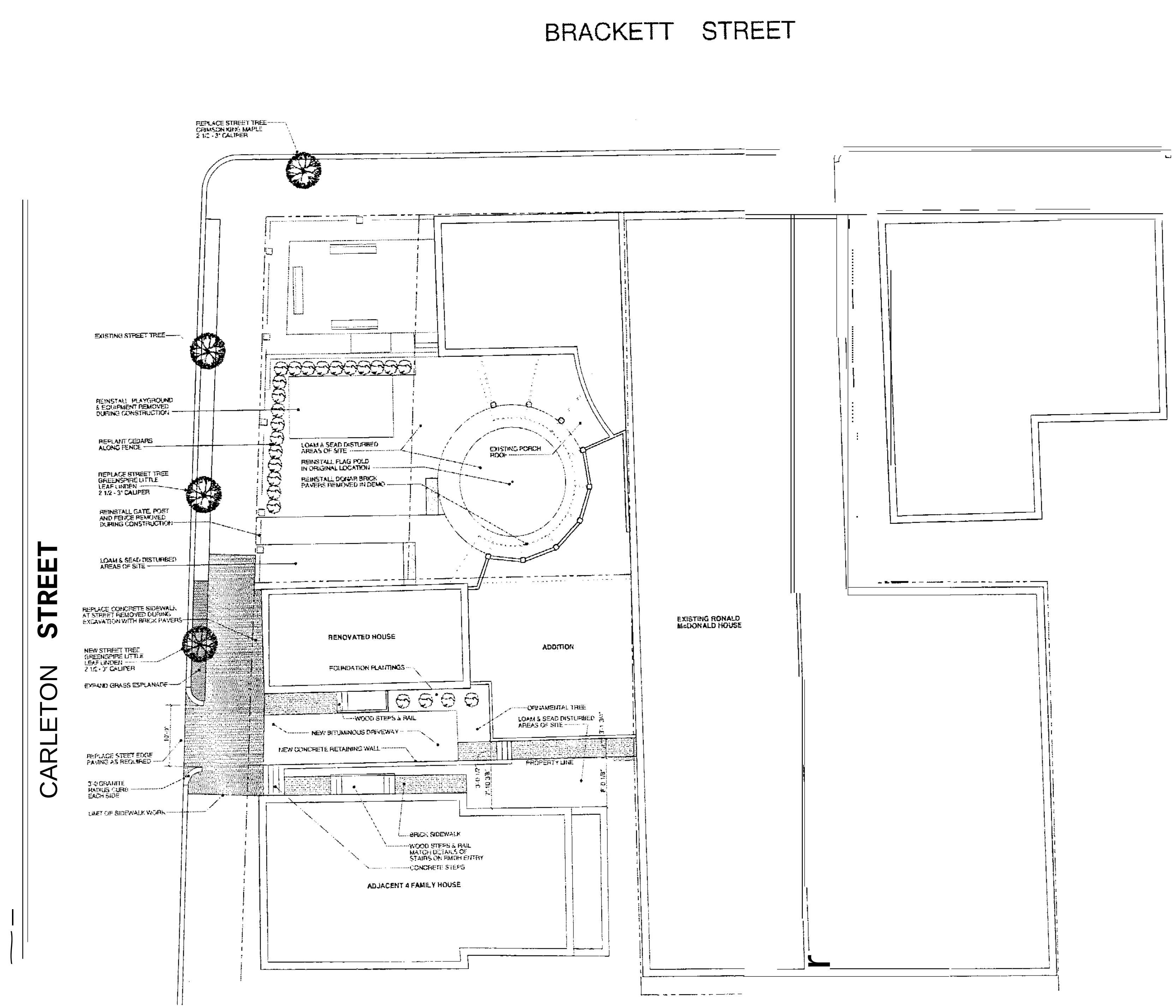

Scott Simons Architects

75 York Street
Portland, Maine 04101
phone 207 772 4656
fax 207 828 4656

THIS DRAWING IS THE PROPERTY OF SCOTT SIMONS ARCHITECTS AND IS NOT TO BE COPIED OR REPRODUCED IN PART OR WHOLE.

PROJECT

RONALD MCDONALD HOUSE

BRACKETT & CARLETON STREET
PORTLAND, ME

TITLE

SITE PLAN

STATUS:

CD COORDIINAITION SET

DATE: 09.27.2005	△ REVISION /DATE:
SCALE: 1/8"=1'-0	
PROJECT NO. 2004-0032.00	
DRAWN BY:	

2005© Scott Simons Architects

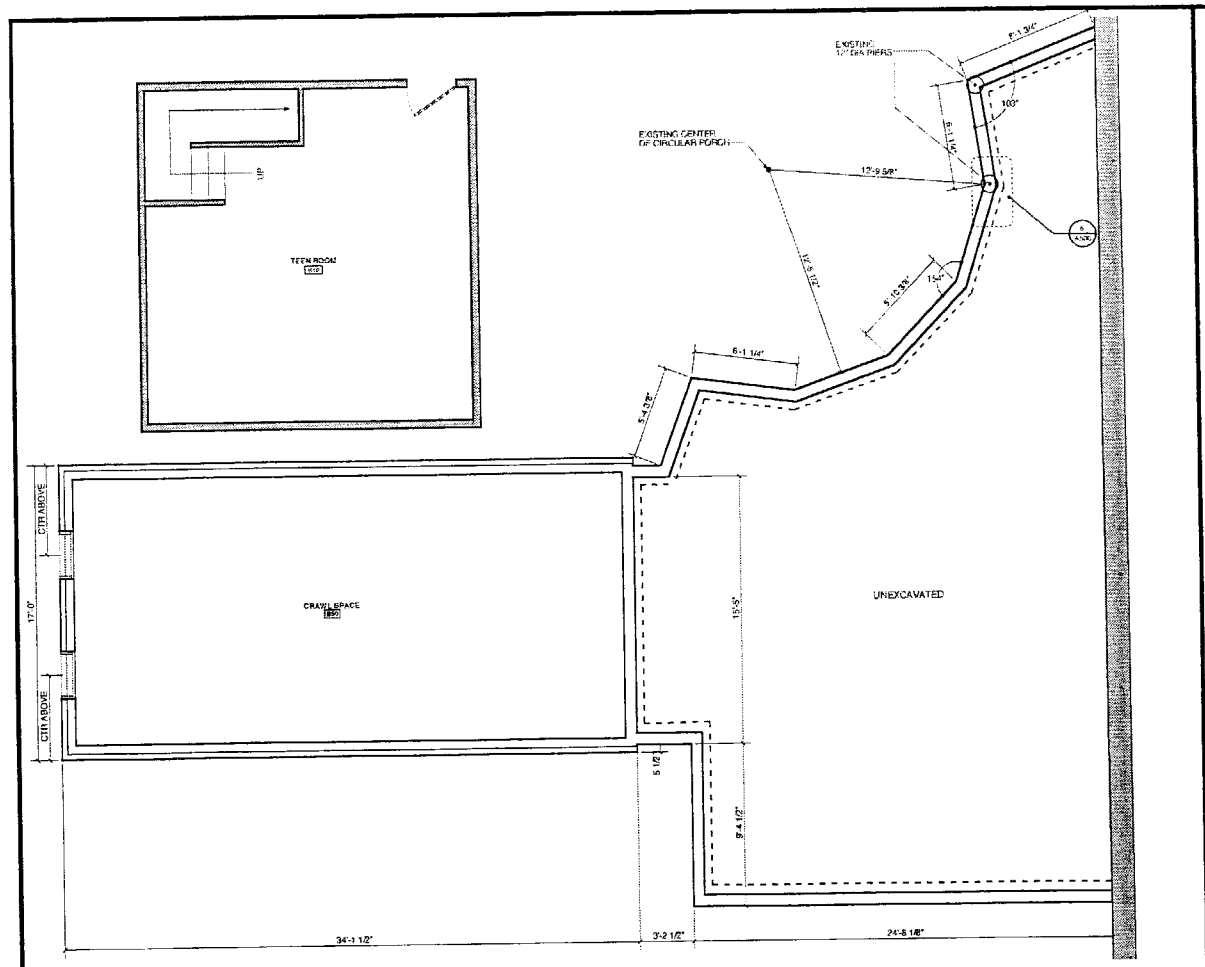

1 CRAWL SPACE
SCALE: 1/4" = 1'-0"

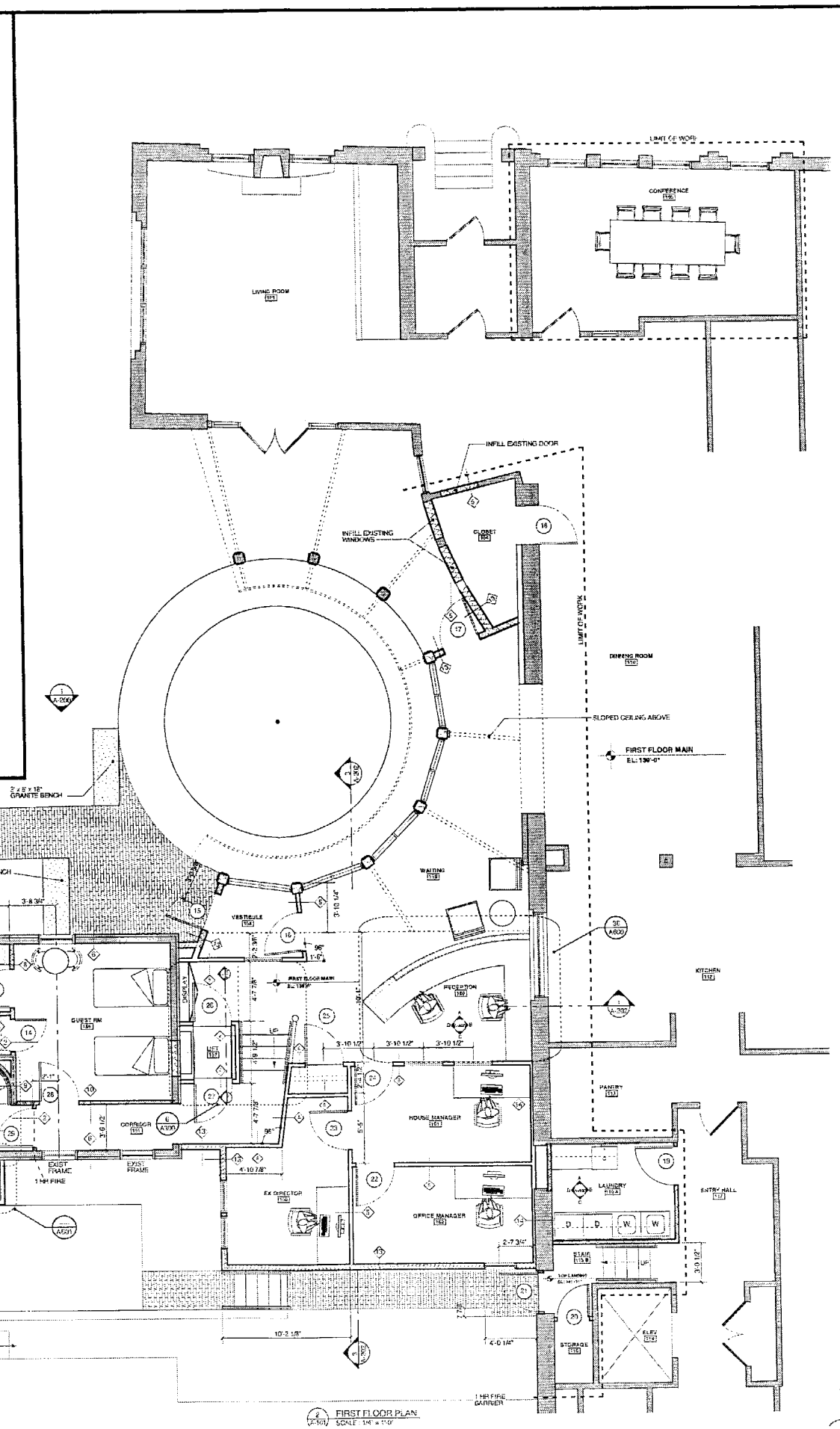

1 FIRST FLOOR PLAN
SCALE: 1/4" = 1'-0"

NO	NAME	FLOOR	BASE	NORTH WALL	EAST WALL	SOUTH WALL	NORTH WALL	CEILING FINISH	REMARKS
102	TEEN ROOM	CARPET	WD	GWB	GWB	GWB	GWB	ACT	
103	CRAWL SPACE	CONCRETE	VINYL	GWB	GWB	GWB	GWB	GWB	
104	CLOSET	VCT	VINYL	GWB	GWB	GWB	GWB	ACT	
109	CONFERENCE	CARPET	EXIST	PAINT	PAINT	PAINT	PAINT	EXIST	
110	DINING ROOM	VCT	VINYL	GWB	GWB	GWB	GWB	ACT	
113A	LAUNDRY	VCT	VINYL	GWB	GWB	GWB	GWB	ACT	
113B	STAIR	VCT	VINYL	GWB	GWB	GWB	GWB	ACT	
114	STORAGE	VCT	VINYL	GWB	GWB	GWB	GWB	ACT	
115	EX DIRECTOR	CARPET	WD	GWB	GWB	GWB	GWB	ACT	
151	CORRIDOR	CARPET	WD	GWB	GWB	GWB	GWB	GWB/ACT	
152	STAIR	MOSAIC TILE	WD	GWB	GWB	GWB	GWB	GWB	
153	GUEST ROOM	CARPET	WD	GWB	GWB	GWB	GWB	GWB	
154	STAIRS	MOSAIC TILE	TILE	GWB	GWB	GWB	GWB	GWB	
155	BATH	MOSAIC TILE	TILE	GWB	GWB	GWB	GWB	GWB	
156	GUEST ROOM	CARPET	WD	GWB	GWB	GWB	GWB	GWB	
157	ELEVATOR	CARPET							
158	VESTIBULE	VT QUARRY	WD	GWB	GWB	GWB	GWB	ACT	
159	WAITING	CARPET	WD	GWB	GWB	GWB	GWB	ACT	
160	RECEPTION	CARPET	WD	GWB	GWB	GWB	GWB	ACT	
161	HOUSE MANAGER	CARPET	WD	GWB	GWB	GWB	GWB	ACT	
162	OFFICE MANAGER	CARPET	WD	GWB	GWB	GWB	GWB	GWB	
217	HALL	CARPET	WD	GWB	GWB	GWB	GWB	ACT	
252	GUEST ROOM	CARPET	WD	GWB	GWB	GWB	GWB	ACT	
253	GUEST ROOM	CARPET	WD	GWB	GWB	GWB	GWB	GWB	
253	BATH	MOSAIC TILE	TILE	GWB	GWB	GWB	GWB	GWB	
253	BATH	MOSAIC TILE	TILE	GWB	GWB	GWB	GWB	GWB	
254	GUEST ROOM	CARPET	WD	GWB	GWB	GWB	GWB	ACT	
255	GUEST ROOM	MOSAIC TILE	TILE	GWB	GWB	GWB	GWB	ACT	
256	BATH	CARPET	WD	GWB	GWB	GWB	GWB	ACT	
257	GUEST ROOM	CARPET	WD	GWB	GWB	GWB	GWB	ACT	
258	BATH	MOSAIC TILE	TILE	GWB	GWB	GWB	GWB	ACT	
259	BATH	MOSAIC TILE	WD	GWB	GWB	GWB	GWB	ACT	
260	ADJ GUEST RM	CARPET	WD	GWB	GWB	GWB	GWB	ACT	
261	BATH	MOSAIC TILE	TILE	GWB	GWB	GWB	GWB	ACT	
262	CORRIDOR	CARPET	WD	GWB	GWB	GWB	GWB	GWB/ACT	
301	STORAGE	EXIST	EXIST	GWB	GWB	GWB	GWB	GWB	
302	CORRIDOR	EXIST	EXIST	GWB	GWB	GWB	GWB	GWB	
303	STORAGE	EXIST	EXIST	GWB	GWB	GWB	GWB	GWB	

WALL TYPE (1)
CONCRETE FOUNDATION
2" METAL "Z" STUDS @ 24" OC
2" RIGID INSULATION
5/8" PTD GWB

WALL TYPE (2) 1 HR FIRE RATED
5/8" TYPE "X" PTD GWB
2x4 STUDS @ 16" OC
5/8" TYPE "X" PTD GWB

WALL TYPE (3) 1 HR FIRE RATED
5/8" TYPE "X" PTD GWB
2x4 STUDS @ 16" OC
ACOUSTICAL BATT INSULATION
5/8" TYPE "X" PTD GWB

WALL TYPE (4) 1 HR FIRE RATED
5/8" TYPE "X" PTD GWB
2x6 STUDS @ 16"
ACOUSTICAL BATT INSULATION
5/8" TYPE "X" PTD GWB

WALL TYPE (5)
5/8" PTD GWB
2x4 STUDS @ 16" OC
5/8" PTD GWB

WALL TYPE (6)
EXISTING WOOD STUDS
R-11 BATT INSULATION
1/2" RIGID INSULATION
5/8" PTD GWB

WALL TYPE (7)
EXISTING WOOD STUDS
R-11 BATT INSULATION
1/2" RIGID INSULATION
5/8" PTD MR GWB

WALL TYPE (8) 1 HR FIRE RATED
5/8" TYPE "X" PTD GWB
EXISTING STUDS
ACOUSTICAL BATT INSULATION
WOOD LATH
PLASTER

WALL TYPE (10)
5/8" PTD GWB
2x4 STUDS @ 16" OC
ACOUSTICAL BATT INSULATION
5/8" PTD GWB

WALL TYPE (11)
5/8" PTD MR GWB
ACOUSTICAL BATT INSULATION
2x6 STUDS @ 16" OC
5/8" PTD MR GWB

WALL TYPE (13)
WOOD CLAPBOARD SIDING
TYVEK BUILDING PAPER
1/2" DSB SHEATHING
2x6 STUDS @ 24" OC
R-19 BATT INSULATION
5/8" PTD GWB

WALL TYPE (14)
EXISTING BRICK WALL
1 5/8" FURRING CHANNELS @ 16" OC
5/8" PTD GWB

WALL TYPE (15) 1 HR FIRE RATED
5/8" TYPE "X" PTD GWB
2x4 STUDS @ 16" OC
ACOUSTICAL BATT INSULATION
5/8" TYPE "X" PTD MR GWB

WALL TYPE (16) 1 HR FIRE RATED
WOOD CLAPBOARD SIDING
TYVEK BUILDING PAPER
1/2" DSB SHEATHING
2x6 STUDS @ 24" OC
R-19 BATT INSULATION
5/8" TYPE "X" PTD MR GWB

WALL TYPE (17)
WOOD CLAPBOARD SIDING
TYVEK BUILDING PAPER
1/2" DSB SHEATHING
2x6 STUDS @ 24" OC
R-19 BATT INSULATION
5/8" TYPE "X" PTD MR GWB

WALL TYPE (18)
5/8" PTD GWB
2x6 STUDS @ 16" OC
ACOUSTICAL BATT INSULATION
5/8" PTD MR GWB

Scott Simons Architects
75 York Street
Portland, Maine 04101
phone 207 772 4664
fax 207 828 4664

THIS DRAWING IS THE PROPERTY OF SCOTT SIMONS ARCHITECTS AND IS NOT TO BE COPIED OR REPRODUCED IN PART OR WHOLE.

PROJECT
RONALD MCDONALD HOUSE

BRACKETT & CARLETON STREET PORTLAND, ME

TITLE
CRRAWL SPACE & FIRST FLOOR

STATUS:
CD COORDINATION SET

DATE: 09.27.2005
SCALE: 1/4" = 1'-0"
PROJECT NO. 2004-0032.00
DRAWN BY:
REVISION /DATE:

2005© Scott Simons Architects

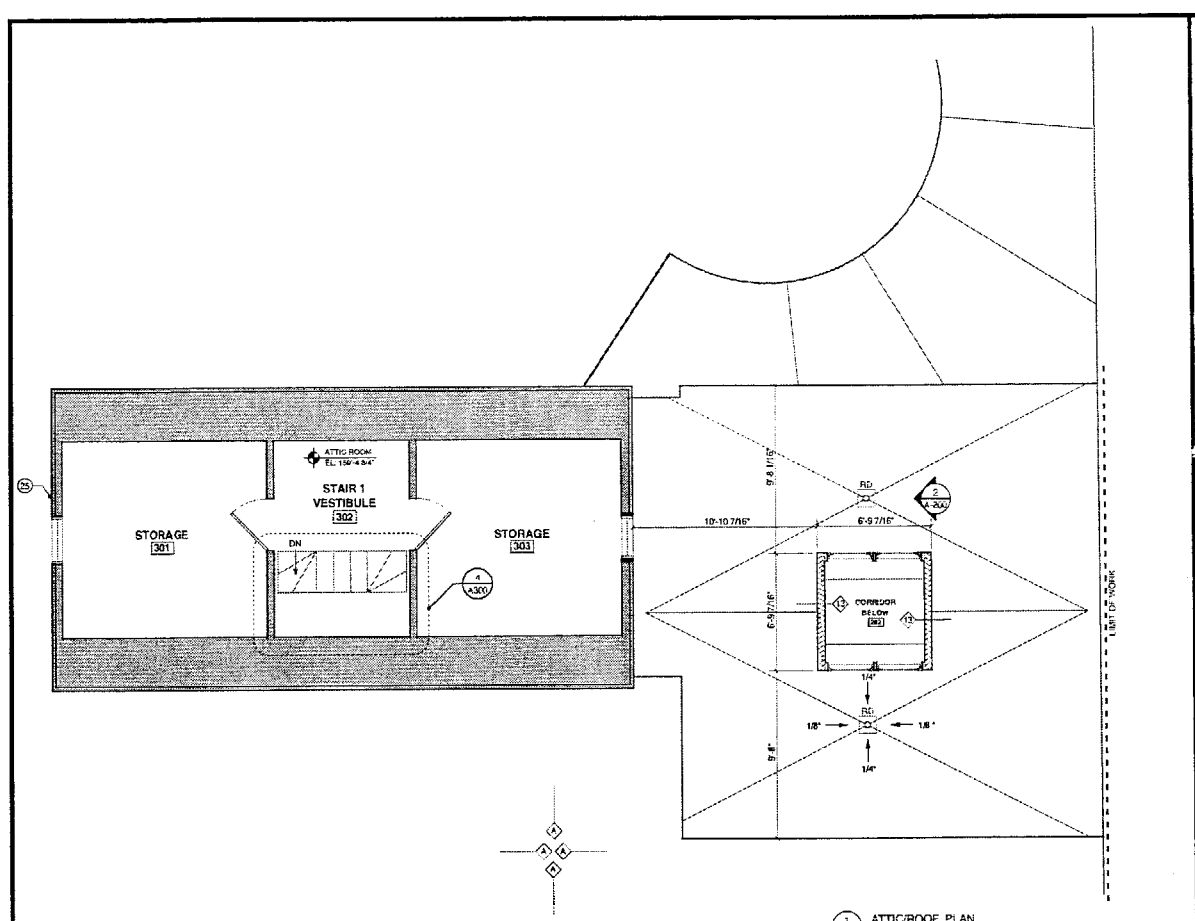

1 ATTIC/ROOF PLAN
A-102 SCALE: 1/4" = 1'-0"

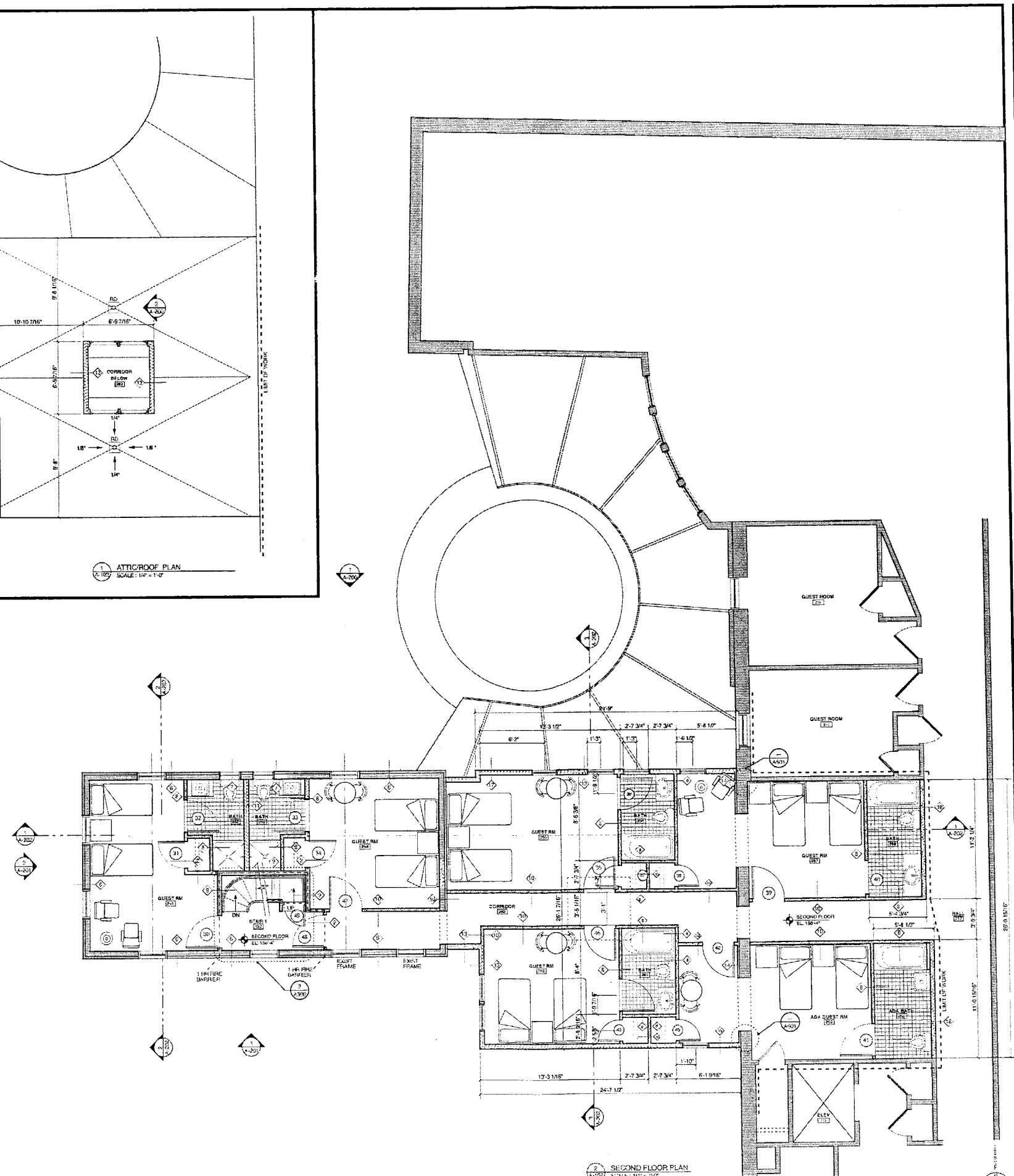

2 SECOND FLOOR PLAN
A-201 SCALE: 1/4" = 1'-0"

NO	LABEL	FRAME MATERIAL	FRAME TYPE	OPEN WIDTH	OPEN HEIGHT	JAMB DEPTH	JAMB DETAIL	DOOR MAT	DOOR TYPE	HDWR GROUP	REMARKS
10	60 MIN	HM	F1	3'-0	6'-8"	5 1/4"	J2	WD	D4		
11		WD	F1	2'-8"	6'-8"	4 3/4"	J7	WD	D4		
12		WD	F1	3'-0	6'-8"	4 3/4"	J7	WD	D4		UNDERCUT
13		WD	F1	3'-0	6'-8"	4 3/4"	J7	WD	D4		UNDERCUT
14		WD	F1	2'-8"	6'-8"	4 3/4"	J7	WD	D4		
15		ALUM CLAD WD	F1	3'-0	6'-8"	6 5/8"	J12	ALUM CLAD WD	D2		MARVIN
16		WD	F2	2'-0	6'-8"	4 3/4"	J7	WD	D6		
17		ALUM CLAD WD	F1	3'-0	6'-8"	6 5/8"	J12	ALUM CLAD WD	D2		MARVIN
18		WD	F1	3'-0	6'-8"	4 3/4"	J7	WD	D4		
19	60 MIN	HM	F1	6'-0	6'-8"	6 5/8"	J4	WD	D3		HOLD OPEN
20	45 MIN	HM	F1	3'-0	6'-8"	4 3/4"	J7	RTA	D4		
21		WD	F1	3'-0	6'-8"	4 3/4"	J7	WD	D6		
22		WD	F1	3'-0	6'-8"	4 3/4"	J7	WD	D6		
23		WD	F1	3'-0	6'-8"	3 3/4"	J1	WD	D6		
24	20 MIN	WD	F1	3'-0	6'-8"	5 5/8"	J4	WD	D4		
25	60 MIN	HM	F1	3'-0	6'-8"	5 1/4"	J8	WD	D8		HOLD OPEN
26		WD	F2	5'-0	8'-1/2"	4 3/4"	J1	WD	D1		HRW DARK PANEL
30	45 MIN	HM	F1	2'-0	6'-8"	5 1/4"	J2	WD	D4		
31		WD	F2	2'-8"	6'-8"	4 3/4"	J7	WD	D4		
32		WD	F1	3'-0	6'-8"	4 3/4"	J7	WD	D4		UNDERCUT
33		WD	F1	3'-0	6'-8"	4 3/4"	J7	WD	D4		UNDERCUT
34		WD	F1	2'-8"	6'-8"	4 3/4"	J7	WD	D4		
35		WD	F1	2'-8"	6'-8"	4 3/4"	J7	WD	D4		UNDERCUT
36		WD	F1	2'-8"	6'-8"	4 3/4"	J7	WD	D4		
37		WD	F1	3'-0	6'-8"	4 3/4"	J7	WD	D4		
38	20 MIN	WD	F1	3'-0	6'-8"	5 1/4"	J8	WD	D4		
39		WD	F1	3'-0	6'-8"	4 3/4"	J7	WD	D4		UNDERCUT
40		WD	F1	3'-0	6'-8"	4 3/4"	J7	WD	D4		UNDERCUT
41	20 MIN	WD	F1	3'-0	6'-8"	5 1/4"	J8	WD	D4		
42		WD	F1	2'-6"	6'-8"	4 3/4"	J7	WD	D4		
43		WD	F1	3'-0	6'-8"	4 3/4"	J7	WD	D4		UNDERCUT
44	20 MIN	WD	F1	3'-0	6'-8"	5 1/4"	J8	WD	D4		UNDERCUT
45		WD	F1	2'-6"	6'-8"	4 3/4"	J7	WD	D4		
46	20 MIN	WD	F1	3'-0	6'-8"	5 1/4"	J8	WD	D4		
47	20 MIN	WD	F1	3'-0	6'-8"	5 1/4"	J8	WD	D4		
48	45 MIN	HM	F1	3'-0	6'-8"	4 3/4"	J1	WD	D5		HOLD OPEN
49	45 MIN	HM	F1	2'-0	6'-8"	4 3/4"	J1	WD	D4		

Scott Simons Architects
75 York Street
Portland, Maine 04101
phone 207 772 4884
fax 207 828 4884

THIS DRAWING IS THE PROPERTY OF SCOTT SIMONS ARCHITECTS AND IS NOT TO BE COPIED OR REPRODUCED IN PART OR WHOLE.

PROJECT

RONALD MCDONALD HOUSE

BRACKETT & CARLETON STREET PORTLAND, ME

TITLE

SECOND FLOOR & ATTIC PLAN

STATUS:
CD COORDIINAITION SET

DATE: 09.27.2006
SCALE: 1/4" = 1'-0"
PROJECT NO. 2004-002.00
DRAWN BY:

△ REVISION /DATE:

2006© Scott Simons Architects

1 A-101 NORTH ELEVATION
SCALE: 1/4" = 1'-0"

NO	MANUF	TYPE	MATERIAL	MODEL	GLAZING	NOTES
1	MARVIN	AWNING	WOOD	WAWN3224	CLEAR GLASS	
2	MARVIN	ULTIMATE DOUBLE HUNG	ALUM CLAD	CUDH2420	LOW E	
3	MARVIN	ULTIMATE INSERT DOUBLE HUNG	WOOD	33" X 60"	CLEAR GLASS	VERIFY SIZE
4	MARVIN	ULTIMATE INSERT DOUBLE HUNG	WOOD	33" X 68"	CLEAR GLASS	VERIFY SIZE
5	MARVIN	AWNING	WOOD	WAWN2432	CLEAR GLASS	
6	MARVIN	CASEMASTER	ALUM CLAD	CCM3248	LOW E	
7	MARVIN	AWNING	ALUM CLAD	CAWN3224	LOW E	
8	MARVIN	ULTIMATE DOUBLE HUNG	ALUM CLAD	CUDH2436	LOW E	
9	MARVIN	OUTSWING FRENCH	ALUM CLAD	COFD3008	LOW E	
10	MARVIN	OUTSWING FRENCH TRANSOM	ALUM CLAD	COFD3018	LOW E	
11	MARVIN	ULTIMATE DOUBLE HUNG	WOOD	WUDH2831	CLEAR GLASS	

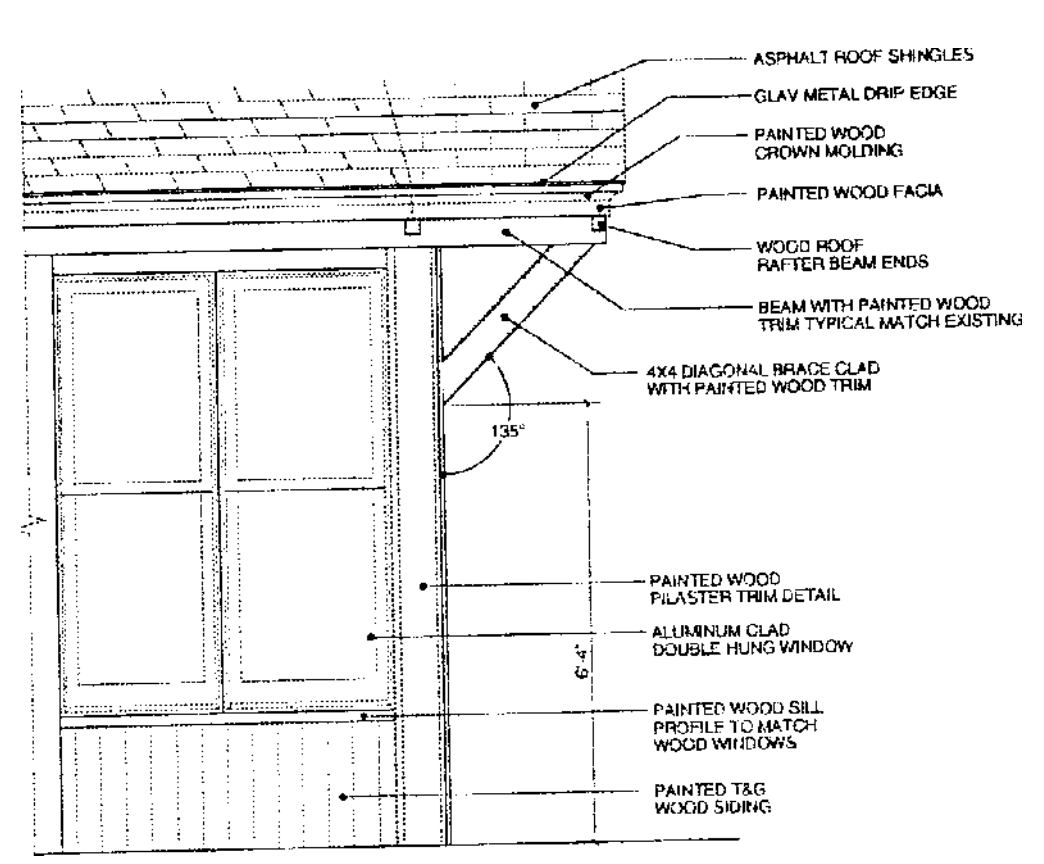

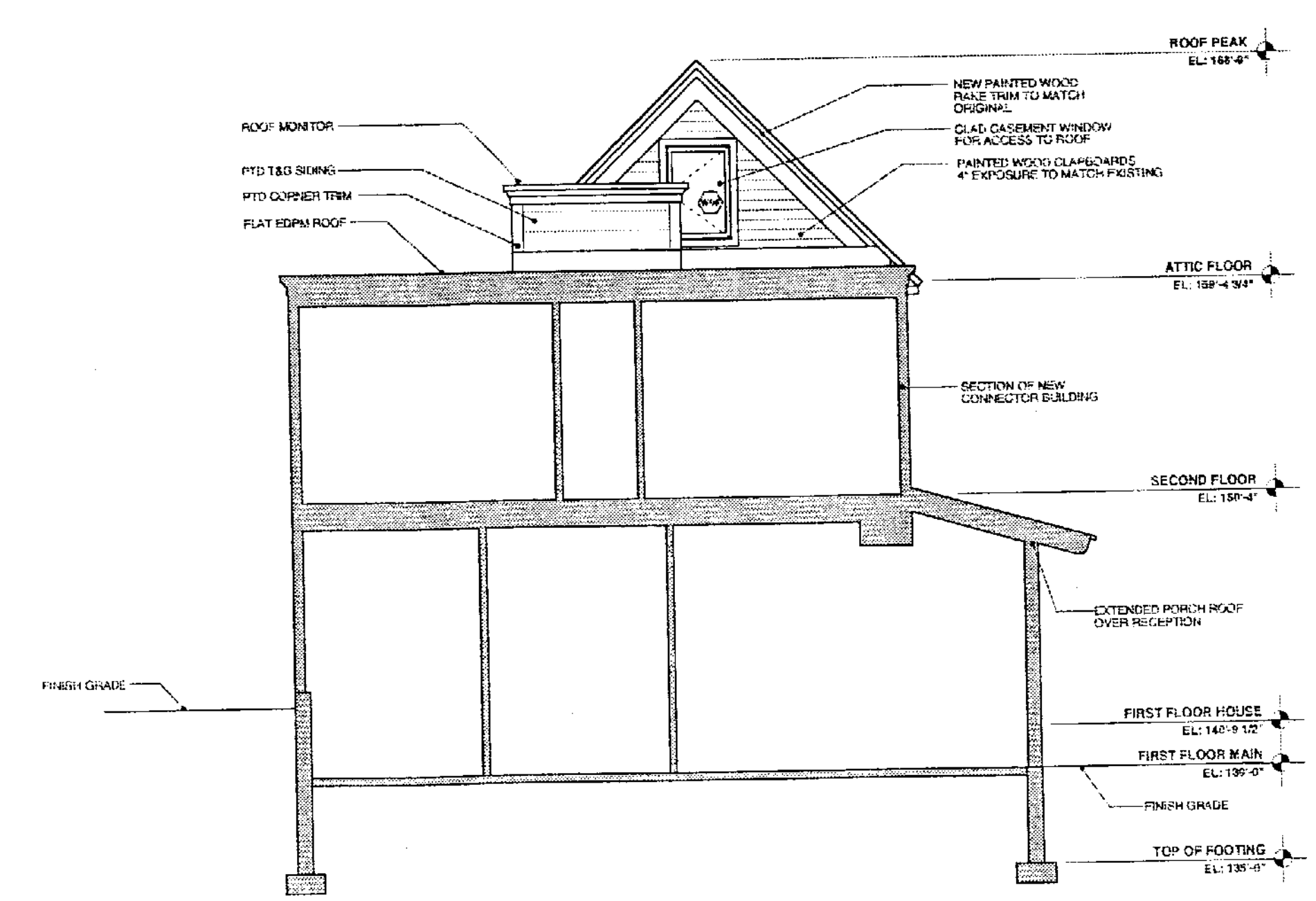

Scott Simons Architects
76 York Street
Portland, Maine 04101
phone 207 772 4656
fax 207 828 4656

THIS DRAWING IS THE PROPERTY OF SCOTT SIMONS ARCHITECTS AND IS NOT TO BE COPIED OR REPRODUCED IN PART OR WHOLE.

PROJECT

RONALD MCDONALD HOUSE

BRACKETT & CARLETON STREET PORTLAND, ME

TITLE

NORTH & SOUTH EXTERIOR ELEVATIONS

STATUS:
CD COORDIINAITION SET

DATE: 09.27.2005
SCALE: 1/4" = 1'-0"
PROJECT NO. 2004-0032.00
DRAWN BY:
REVISION /DATE:

2005© Scott Simons Architects

DWG NO

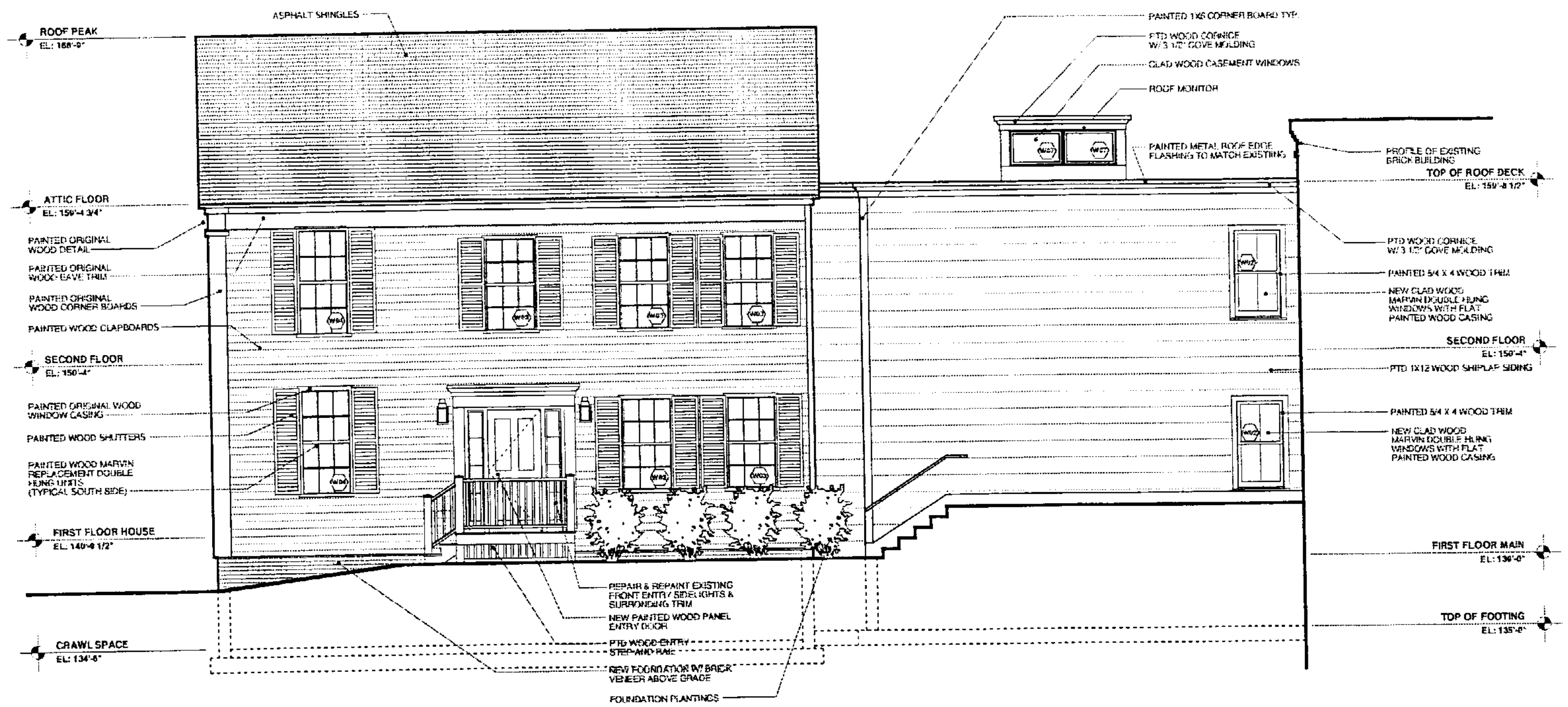

1 SOUTH ELEVATION
A.101 SCALE: 1/4" = 1'-0"

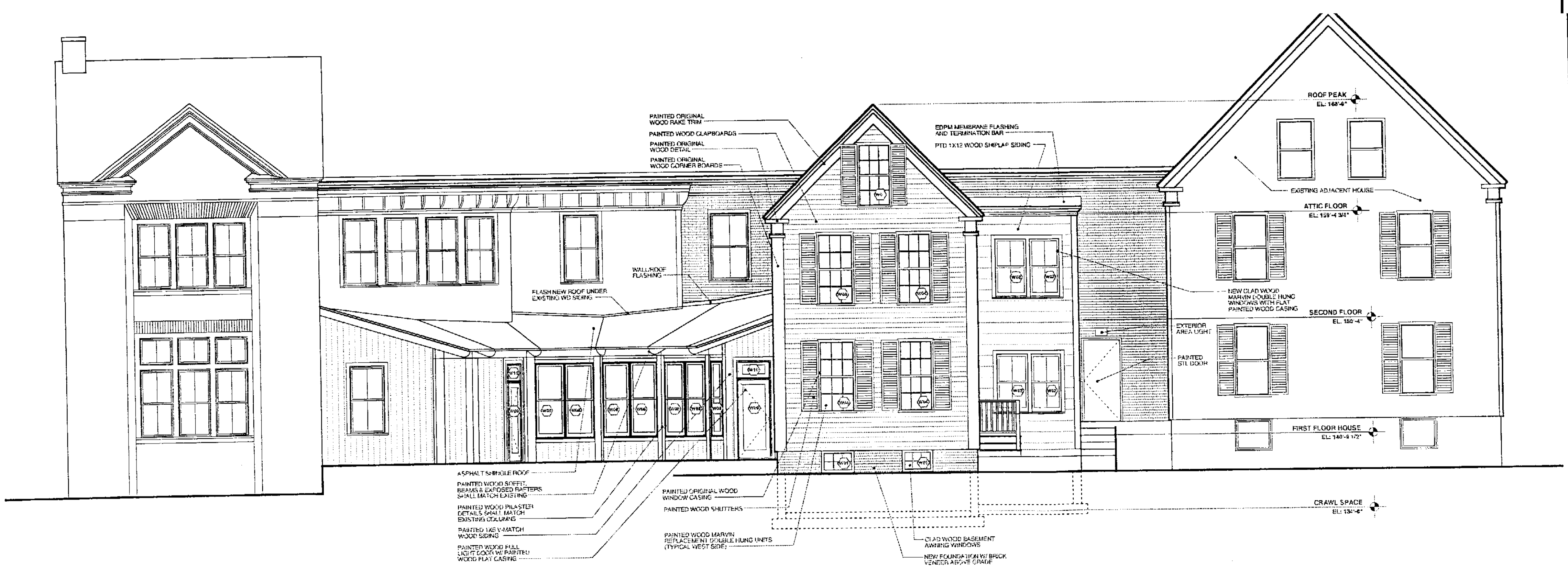

Scott Simons Architects
75 York Street
Portland, Maine 04101
phone 207 772 4656
fax 207 828 4656

THIS DRAWING IS THE PROPERTY OF SCOTT SIMONS ARCHITECTS AND IS NOT TO BE COPIED OR REPRODUCED IN PART OR WHOLE.

PROJECT

RONALD MCDONALD HOUSE

BRACKETT & CARLETON STREET
PORTLAND, ME

TITLE

SOUTH & WEST EXTERIOR ELEVATIONS

STATUS:
CD COORDIINAITION SET

DATE: 09.27.2005
SCALE: 1/4" = 1'-0"
PROJECT NO. 2004-0032.00
DRAWN BY:

△ REVISION /DATE:

2005 © Scott Simons Architects

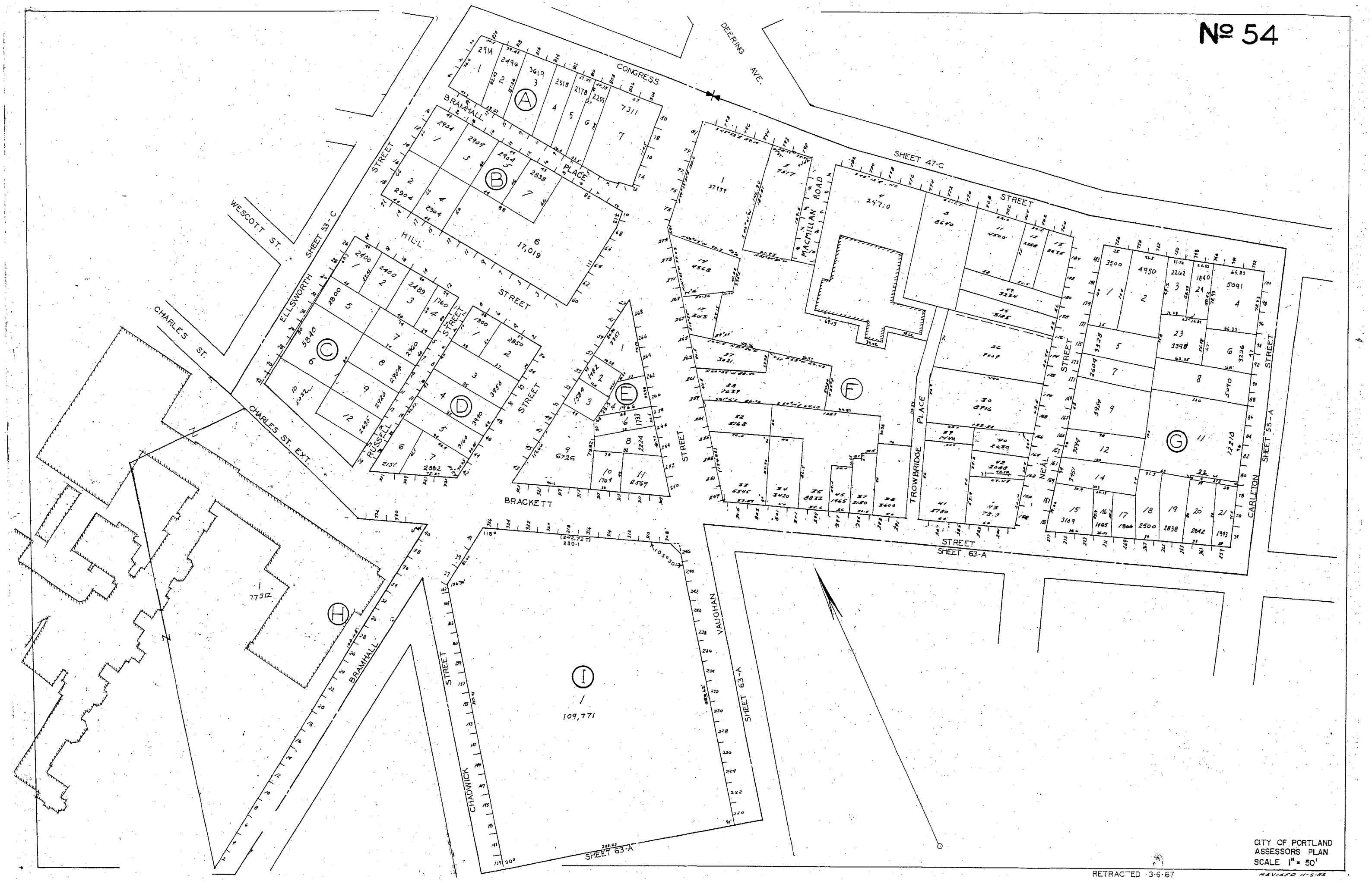
№ 54
CONGRESS
DEERING AVE.
BRAMHALL
STREET
PLACE
HILL
STREET
WESCOTT ST.
SHEET 53-C
ELLSWORTH
CHARLES ST.
CHARLES ST. EXT.
RUSSELL
STREET
BRACKETT
STREET
MACMILLAN ROAD
SHEET 47-C
STREET
TROWBRIDGE PLACE
NEAL
STREET
CARLETON
STREET
SHEET 55-A
STREET
SHEET 63-A
BRAMHALL
CHADWICK
STREET
VAUGHAN
SHEET 63-A
SHEET 63-A
CITY OF PORTLAND
ASSESSORS PLAN
SCALE 1" = 50'
RETRACTED 3-6-67
REVISED 11-5-62

Nº 55

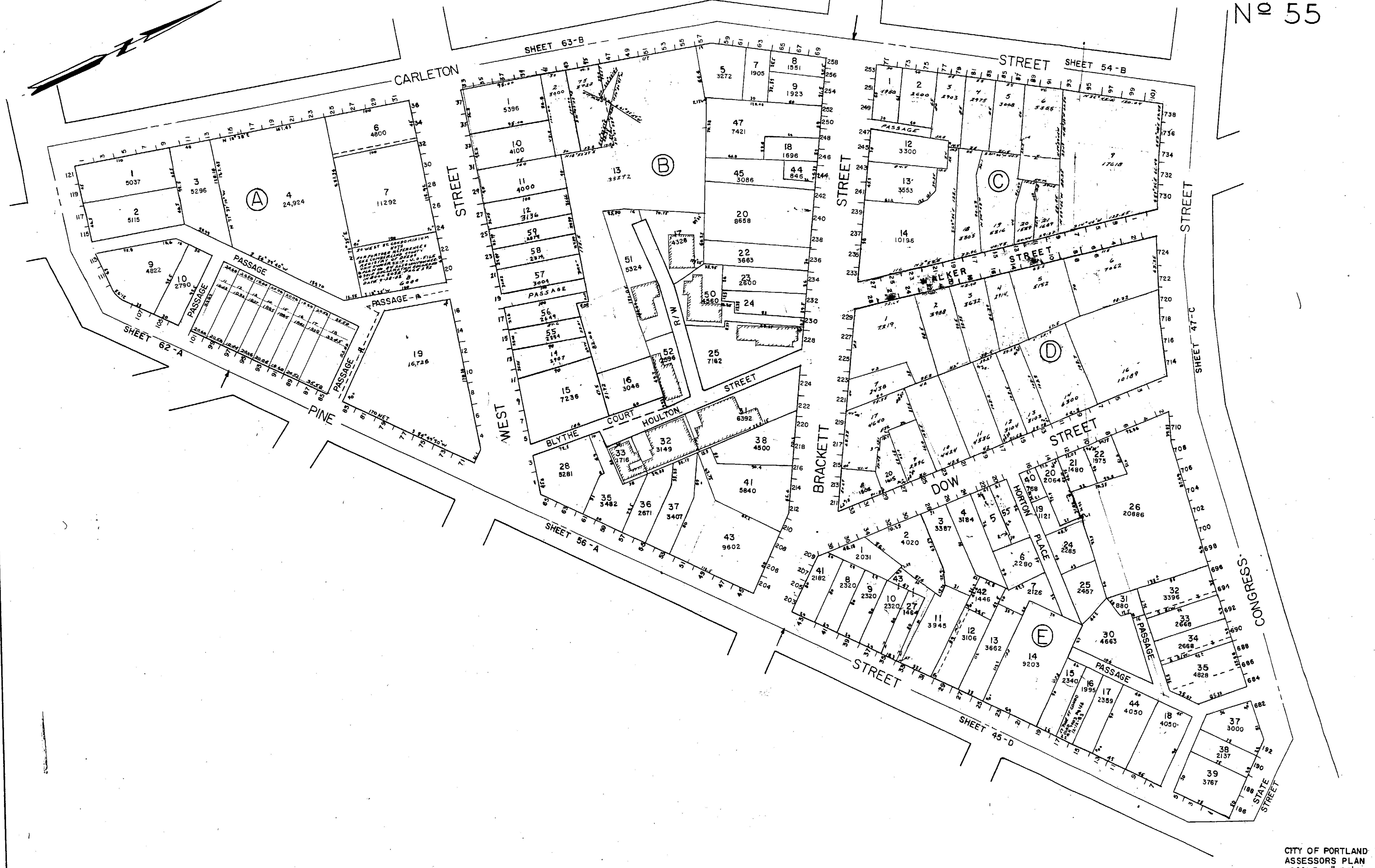

CITY OF PORTLAND
ASSESSORS PLAN
SCALE = 1" = 50' ±
REVISED 7/27/82

SHEET 64-B
WESTERN
PROMENADE
BRAMHALL
STREET
SHEET 54-C
CHADWICK
STREET
PASSAGEWAY
VAUGHAN
STREET
WEST
STREET
PINE
STREET
MARSHALL
STREET
NEAL
STREET
CARLETON
STREET
SHEET 55-A
SHEET 62-A
BRACKETT
STREET
WILLIAMSBURG CONDOMINIUM
VICTORIAN PLACE CONDOMINIUM
GARDNER SQUARE CONDOMINIUM
WEST SIDE CONDOMINIUM
WESTERN PROM TOWNHOUSE ASSOC. CONDOMINIUM
NOTE
FOR FURTHER REFERENCES SEE:
CUMBERLAND COUNTY REGISTRY OF DEEDS
UNIT OWNERSHIP U.O. FILE PLAN NO. 11
U.O. DECLARATION RECORDED IN BOOK
3978 PAGE 1 DATED 2/23/77
DANA LODGE CONDOMINIUM
PASSAGE
No 63
CITY OF PORTLAND
ASSESSORS PLAN
SCALE 1" = 50'

S U N M A S T E R

A Gold Medal winner in every way, the SUNMASTER will be a winner with your family, too. Similar in design to the Titan, except in shape, this virtually maintenance-free pool features an extruded aluminum interlocking wall. Enjoy summer after summer of refreshing, carefree pool recreation with the peace of mind that comes with a limited lifetime warranty.

GOLD MEDAL FEATURES OF THE SUNMASTER ARE:

- **52" Wall Height** — First introduced by Johnny Weissmuller Pools
- **Extruded Aluminum Interlocking Wall** — The ultimate in strength and durability.
- **Extruded Aluminum Top & Bottom Clips** — Add stability to the frame of the pool
- **7" Extruded Aluminum Coping with Slip-Resistant Finish** — For added safety
- **Stainless Steel Fasteners** — For maximum corrosion resistance
- **Aluminum Liner Receiver** — Will not crack
- **Wall Coated on Both Sides** — For optimal protection inside and out

SWIMMING AREA:

30' 27' 24' 18'

WALL COLORS AVAILABLE:



Champagne with Sienna Frame

OPTIONS:

Large Sun Deck**

Pool Fence

Promenade Walk with Fence**

Grand Entrance Staircase™

Portholes

Underwater Lights

**Not available for all size pools.*

Photo of pool at left shown with optional Porthole, Promenade Walk with Fence, Sun Deck and Grand Entrance Staircase™.

Inset pool photo at left shown with optional Porthole and Ultimate A Ladder.

Sun Deck configuration may vary



Extruded Aluminum Interlocking Wall

DID YOU KNOW JOHNNY WEISSMULLER WAS THE FIRST PERSON TO WIN THE 100-METER FREESTYLE IN UNDER ONE MINUTE? THIS FEAT WAS EQUIVALENT TO ROGER BANNISTER BREAKING THE FOUR-MINUTE MILE.



this
mol