

**GENERAL NOTES**

ALL WORK SHALL CONFORM TO THE LATEST EDITION OF STATE, LOCAL AND OTHER CODES WHICH APPLY TO THIS PROJECT OR HAVE JURISDICTION.

**1: CODE COMPLIANCE**

IT IS THE RESPONSIBILITY OF THE CONTRACTOR TO COORDINATE ALL DISCIPLINES AND TRADES SO THAT ALL BUILDING SYSTEMS AND COMPONENTS CAN BE ASSEMBLED WITHOUT CONFLICTS. IN THE EVENT THAT THE CONSTRUCTION DOCUMENTS DEFINE CONDITIONS WHICH PROHIBIT, OR MAY PROHIBIT, SUCH ASSEMBLY, THE CONTRACTOR SHALL BRING TO THE ARCHITECT'S ATTENTION, IN WRITING AND IN A TIMELY FASHION, SUCH CONDITION, THE CONTRACTOR SHALL NOT PROCEED WITH RELATED WORK WITHOUT THE WRITTEN RESOLUTION CLARIFICATION FROM THE ARCHITECT.

**2: COORDINATION:**

MEASURE AND VERIFY DIMENSIONS IN FIELD PRIOR TO FABRICATION AND CONSTRUCTION. IT IS THE RESPONSIBILITY OF THE CONTRACTOR TO BRING TO THE ARCHITECT INTERN'S ATTENTION, IN WRITING, ANY DISCREPANCIES OR AMBIGUITIES IN THE DRAWINGS AND/OR SPECIFICATIONS. THE CONTRACTOR SHALL NOT PROCEED WITH RELATED WORK WITHOUT A WRITTEN RESOLUTION OR CLARIFICATION FROM THE ARCHITECT.

**3. LAYOUT:**

REFER TO THE STRUCTURAL DRAWINGS IN ADDITION TO ARCHITECTURAL DRAWINGS WHILE LAYING OUT FRAMING, DIMENSIONS ARE GIVEN FROM FACE OF STUD TO FACE OF STUD OR FACE UNLESS OTHERWISE NOTED. NOTIFY THE ARCHITECT INTERN IN WRITING IF DISCREPANCIES ARE DISCOVERED BETWEEN DIMENSIONS.

**4. CENTERING:**

UNLESS INDICATED OTHERWISE, CENTER BUILDING ELEMENTS WITHIN OR BETWEEN ELEMENTS WITHIN OR BETWEEN BUILDING ELEMENTS WHEN CONDITIONS OR THE DRAWINGS INDICATE OR IMPLY THAT SUCH IS THE INTENT, WHETHER OR NOT DIMENSIONS ARE INCLUDED.

**5. SYMMETRY:**

WHERE CONDITIONS OR THE DRAWINGS INDICATE OR IMPLY THAT SYMMETRY IS INTENDED, INFORMATION PROVIDED AT ONE SIDE APPLIES EQUALLY TO BOTH SIDES, UNLESS CONDITIONS CLEARLY PRECLUDE SUCH APPLICATION.

**6: DRAWINGS SCALES:**

WORK FROM THE GIVEN DIMENSIONS ONLY. SCALE IS INDICATED ON THE DRAWINGS FOR CONVENIENCE ONLY. IT IS NOT INTENDED THAT INFORMATION BE DETERMINED BY SCALING THE DRAWINGS SINCE SOME ITEMS MAY NOT BE TO SCALE.

**7. WATER-RESISTANT GWB**

INSTALL WATER-RESISTANT GYPSUM WALL BOARD (GWB) IN ALL BATHROOMS OR AT ANY WALL WITH PLUMBING FIXTURES.

**8. INTERIOR ELEVATIONS**

INTERIOR ELEVATIONS MAY BE REVERSED FROM AND/OR SIMILAR TO ACTUAL CONDITIONS. SEE FLOOR PLANS FOR WINDOW AND DOOR QUANTITIES AND LOCATIONS FOR CASEWORK AND LAYOUTS.

**9. BLOCKING:**

INSTALL SOLID BLOCKING BEHIND ALL SURFACE-APPLIED FIXTURES, TRIM, CASEWORK, SHELVES, BRACKETS, TOILET ACCESSORIES, CHAIR RAILS, PICTURE RAILS, GRAB BARS, BASE MOLDINGS, AND AS OTHERWISE REQUIRED, WHEN SUCH ITEMS ARE APPLIED ON STUD WALLS.

**10. PENETRATIONS AT STRUCTURAL MEMBERS:**

BEFORE PENETRATING JOISTS, BEAMS OR OTHER STRUCTURAL MEMBERS, CONSULT WITH THE ARCHITECT.

**11. DAMAGED WORK**

BUILDING OR SITE COMPONENTS WHICH ARE AFFECTED BY NEW WORK, DEMOLITION, OR WHICH MAY BE DAMAGED BY THE GENERAL CONTRACTOR OR ANY SUBCONTRACTOR SHALL BE REPLACED OR RESTORED TO ORIGINAL CONDITION AND COLOR TO MEET THE APPROVAL OF THE ARCHITECT.





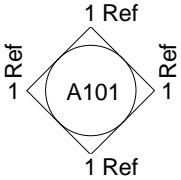
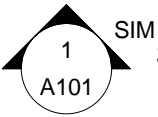





SHEET LIST	
SHEET No.	SHEET NAME
A-01	GENERAL NOTES
A-1.1	EXISTING CONDITIONS
A-1.2	ROOF PLAN
A-02	CODE, ZONING & SITE
A-2.1	EXISTING ELEVATIONS
A-2.2	EXISTING ELEVATIONS
A-2.3	EAST & WEST ELEVATIONS
A-2.4	NORTH & SOUTH ELEVATIONS
A-3.1	BUILDING SECTIONS
A-3.2	SECTION DETAILS
A-3.3	PATTERN & FABRICATION DETAIL
A-5.1	PERSPECTIVES
A-5.2	PERSPECTIVES
T-1	COVER SHEET

**ABBREVIATIONS**

GWB: GYPSUM WALL BOARD  
 HU: HURRICANE  
 NIC: NOT IN CONTRACT  
 NFC: NOT FOR CONSTRUCTION  
 NTS: NOT TO SCALE  
 PT: PRESSURE TREATED  
 RCP: REFLECTED CEILING PLAN  
 SF: SQUARE FEET

SHGC: SOLAR HEAT GAIN COEFFICIENT  
 SRI: SOLAR REFLECTIVE INDEX  
 T.O.: TOP OF  
 TYP: TYPICAL  
 UNO: UNLESS NOTED OTHERWISE  
 VIF: VERIFY IN FIELD  
 W.C.: WATER CLOSET

**SYMBOLS**

	DETAIL CALLOUT		NORTH ARROW
	DOOR NUMBER		REVISION
	ELEVATION TAG (INTERIORS)		SECTION
	ELEVATION TAG		SPOT ELEVATION
	GRID BUBBLE		WALL TAG
			WINDOW TYPE



URBAN SANCTUARY

Owner | Andrew Calise  
 Address | 246 Brackett Street, Portland  
 Project number | 14-02

**GENERAL NOTES**

Date APRIL 4, 2014  
 Drawn by TJR  
 Checked by TJR

No.	Revision	Date

**A-01**

Scale 1/8" = 1'-0"