

City of Portland, Maine - Building or Use Permit Application		Permit No:	Issue Date:	CBL:
389 Congress Street, 04101 Tel: (207) 874-8703, Fax: (207) 874-8716		2013-00300		055 B016015
Location of Construction:	Owner Name:	Owner Address:		Phone:
15 BLYTHE CT	IRMISCHER KRISTA Y TRUSTEE	15 BLYTHE CT PORTLAND , ME 04102		
Business Name:	Contractor Name:	Contractor Address:		Phone:
	Hearth Doctor / Bill Robinson	19B Portland Rd Gray ME 04039		
Lesse/Buyer's Name	Phone:	Permit Type:		Zone:
		HVAC		R6
Past Use:	Proposed Use:	Permit Fee:	Cost of Work:	CEO District:
Two Residential Condos (#15 & #17)	Same: Two Residential Condos	\$40.00	\$2,000.00	3
Proposed Project Description: Install woodstove in #15		FIRE DEPT:		
		INSPECTION:		
		Use Group: R-3 Type: HVAC		
		Wood Stove		
		Signature: [Signature]		
		PEDESTRIAN ACTIVITIES DISTRICT (P.A.D.)		
		Action: <input type="checkbox"/> Approved <input type="checkbox"/> Approved w/Conditions <input type="checkbox"/> Denied		
		Signature: _____ Date: _____		
Permit Taken By:	Date Applied For:	Zoning Approval		
bjs	02/14/2013			
1. This permit application does not preclude the Applicant(s) from meeting applicable State and Federal Rules. 2. Building permits do not include plumbing, septic or electrical work. 3. Building permits are void if work is not started within six (6) months of the date of issuance. False information may invalidate a building permit and stop all work..		Special Zone or Reviews		Zoning Appeal
		Historic Preservation		
		<input type="checkbox"/> Shoreland		<input type="checkbox"/> Variance
		<input type="checkbox"/> Wetland		<input type="checkbox"/> Miscellaneous
		<input type="checkbox"/> Flood Zone		<input type="checkbox"/> Conditional Use
		<input type="checkbox"/> Subdivision		<input type="checkbox"/> Interpretation
		<input type="checkbox"/> Site Plan		<input type="checkbox"/> Approved
		Maj <input type="checkbox"/> Minor <input type="checkbox"/> MM <input type="checkbox"/>		<input type="checkbox"/> Denied
		Date: 2/20/13		Date: 3/18/2013

CERTIFICATION

I hereby certify that I am the owner of record of the named property, or that the proposed work is authorized by the owner of record and that I have been authorized by the owner to make this application as his authorized agent and I agree to conform to all applicable laws of this jurisdiction. In addition, if a permit for work described in the application is issued, I certify that the code official's authorized representative shall have the authority to enter all areas covered by such permit at any reasonable hour to enforce the provision of the code(s) applicable to such permit.

SIGNATURE OF APPLICANT	ADDRESS	DATE	PHONE
RESPONSIBLE PERSON IN CHARGE OF WORK, TITLE		DATE	PHONE

CITY OF PORTLAND

DEPARTMENT OF PLANNING & URBAN DEVELOPMENT

389 Congress Street
Portland, Maine 04101

RECEIPT OF FEES

Application No:	201300300	Applicant:	IRMISCHER KRISTA Y TRUSTEE
Project Name:	Install woodstove in #15	Location:	15 BLYTHE CT
CBL:	055 B016015	Permit Type:	HVAC
Invoice Date:	03/18/2013		

Previous Balance	-	Payment Received	+	Current Fees	-	Current Payment	=	Total Due	Payment Due Date
\$40.00		\$40.00		\$50.00		\$50.00		\$0.00	On Receipt

Previous Balance		\$40.00
Payment Received 2/14/2013 - Thank you		\$40.00
Fee Description	Qty	Fee/Deposit Charge
HP Building Review	1	\$50.00
		\$50.00
Total Current Fees:	+	\$50.00
Total Current Payments:	-	\$50.00
Amount Due Now:		\$0.00

	Application No: 201300300
CBL 055 B016015	Invoice Date: 03/18/2013
Bill to: IRMISCHER KRISTA Y TRUSTEE	Invoice No: 40425
15 BLYTHE CT	Total Amt Due: \$0.00
PORTLAND , ME 04102	Payment Amount: \$50.00

Make checks payable to the *City of Portland*, ATTN: Inspections, 3rd Floor, 389 Congress Street, Portland, ME 04101.

Hello Krista,

I've discussed your after-the-fact application for the stove installation with Deb Andrews, and have been by the site to take some pictures. We can approve the Historic Preservation Certificate of Appropriateness, but ask that you furnish the \$50.00 application fee for historic preservation review. (The \$40.00 fee charged in the Inspections Department only covers that review - usually they charge the historic preservation fee at the same time but it seems they did not do so in your case.) We do not need you to pay the usual, much higher fee for an after-the-fact review.

You may write a check to the City of Portland and either drop it by the fourth floor of City Hall, or mail it to the Planning Department with a note of explanation to:

Planning Department
389 Congress Street
Portland, 04101

I will issue the approval as soon as the fee is received.

Please be aware that because of your location in the West End Historic District, any future exterior alterations or repairs should be reviewed by this office, and we are available for consultations and site visits to help plan your project.

Thank you for working with us to comply with Portland's Historic Preservation Ordinance.

Best,

Rob Wiener
Preservation Compliance Coordinator





FILL IN AND SIGN WITH INK

APPLICATION FOR PERMIT HEATING OR POWER EQUIPMENT

To the INSPECTOR OF BUILDINGS, PORTLAND, ME.

The undersigned hereby applies for a permit to install the following heating, cooking or power equipment in accordance with the Laws of Maine, the Building Code of the City of Portland, and the following specifications:

Location / CBL 15 Blythe Court Portland ME 04102 Use of Building condo Residential Date 2-1-13

Name and address of owner of appliance Krista Trmischer (see above)

Installer's name and address Bill Robinson /Hearth doctor 193 Portland Rd Gray ME 04039 Telephone _____

Location of appliance:

- ☐ Basement ☒ Floor
☐ Attic ☐ Roof

Type of Fuel:

- ☐ Gas ☐ Oil ☒ Solid

wood stove

Appliance Name: Scan S-2

U.L. Approved ☐ Yes ☐ No

Will appliance be installed in accordance with the manufacture's installation instructions? ☒ Yes ☐ No

IF NO Explain: _____

The Type of License of Installer:

☐ Master Plumber # _____

☐ Solid Fuel # _____

☐ Oil # _____

☒ Gas # PMT3568

☒ Other master hearth professional
NFI certification # 136702

Type of Chimney:

- ☐ Masonry Lined
Factory built _____

☒ Metal
Factory Built U.L. Listing # _____

☐ Direct Vent
Type _____ UL# _____

Type of Fuel Tank

- ☐ Oil
☐ Gas

Size of Tank _____

Number of Tanks _____

Distance from Tank to Center of Flame _____ feet.

Cost of Work: \$ 1500.00

Permit Fee: \$ 40.00

RECEIVED
FEB 14 2013
Dept. of Building Inspections
City of Portland Maine

Approved

Fire: _____

Ele.: _____

Bldg.: _____

Approved with Conditions

- ☐ See attached letter or requirement

Inspector's Signature _____

Date Approved _____

Signature of Installer [Signature]

White - Inspection

Yellow - File

Pink - Applicant's

Gold - Assessor's Copy



(Stove is installed on a glass
hearth pad).



made for fire made for life

SCAN 5-2

INSTRUCTIONS FOR INSTALLATION AND USE



Tested &
Listed by



Beaverton
Oregon U S A

OMNI-Test Laboratories, Inc.

Save these instructions

January 2005

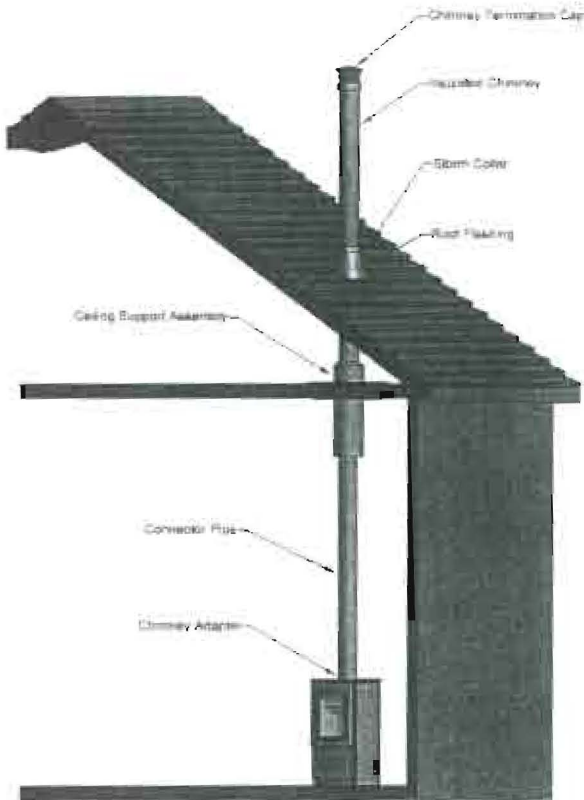
KROG IVERSEN & CO. A/S - 5492 VISSENBJERG - DENMARK

Top vent installation

Mounting of the flue collar for top vent.
Turn the flue collar around and fix the brackets under the top plate.
Tighten the two screws with the delivered hexagon spanner (tighten well)

Required installation components:

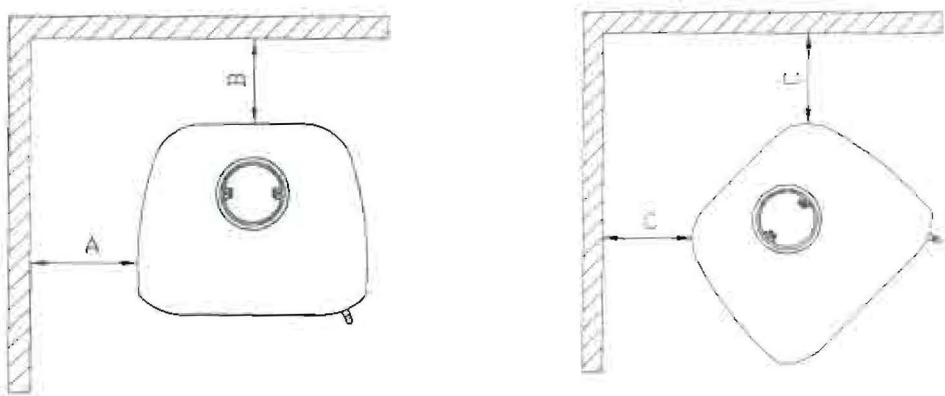
- Chimney cap
- Insulated chimney
- Storm collar
- Roof flashing
- Ceiling support box or joist shield/fire stop spacer
- Chimney connector pipe
- Chimney connector adapter



Combustible Wall Clearance for top vent installation:

If the stove is to be placed at side and back walls of combustible materials the following clearances must be kept

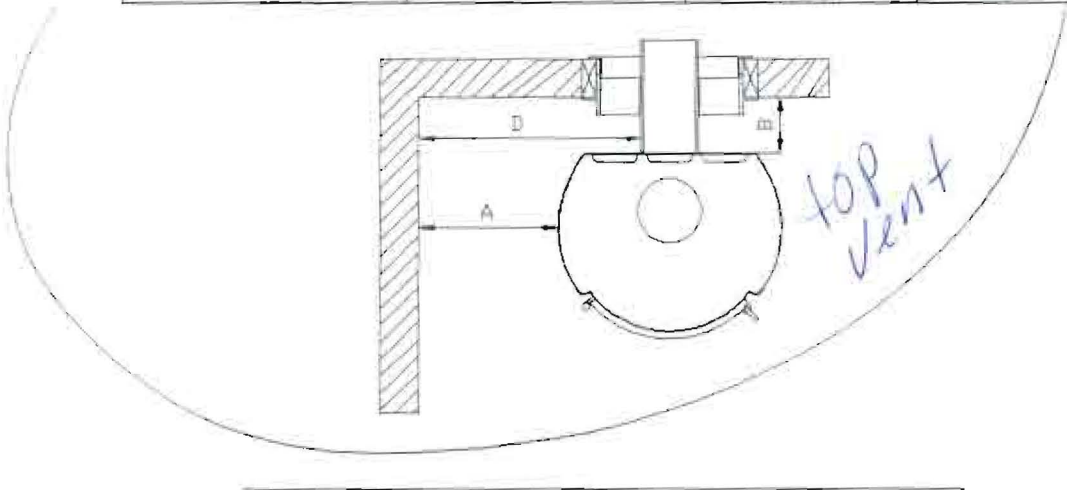
Stove model	A	B	C
All models	365 mm 14 inch	150 mm 6 inch	150 mm 6 inch



Combustible Wall Clearance for rear vent installation:

If the stove is to be placed at side and back walls of combustible materials the following clearances must be kept:

Stove model	A	B	D
All models	365 mm 14 inch	150 mm 6 inch	535 mm 21"



Refer to the manufacturer's instructions concerning installation of listed connector pipe, wall thimble and chimney
You have to use a double wall connector pipe

Refer to the manufacturer's instructions concerning installation of listed connector pipe, wall thimble and chimney