



a complete window and door showroom
by Eldredge

Marvin Design Gallery

317 Marginal Way
Portland, ME 04101
USA

(207) 772-2003 Fax: (207) 772-0418
Sales Person: Dave Thibeau
dthibeau@marvinportland.com
www.marvinbyeldredge.com

April 7, 2017

Evergreen Home Performance
109 Riverside St
Suite 2A
Portland, ME 04103
Mobile: (207) 712-4062
Email: richard@evergreenyourhome.com

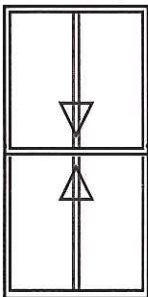


Project: Willhoite Residence
34 West Street
Unit #2
PORTLAND, ME 04101
Tilt-Pac Sash kits

PROPOSAL

The Marvin Design Gallery proposes to supply all product as listed below. Please review to ensure all sizing and specifications are correct and meet your project requirements. Marvin products are special order items and may not be changed, cancelled or returned once the order is approved and processed.


Item#: 1 Location: BATH (FRONT - TEMP) Qty: 1 Total: \$1,291.50



Manufacturer: Marvin; wood double hung tilt pac; sash opening: 35 11/16" x 72 3/4"; 1 /unit white sash lock; beige jamb hardware; primed pine interior; primed pine exterior; screen: no screen; glass add for all sash/panels; standard bevel; # TEMPERED LOW E1.

Top & Bottom Sashes

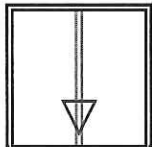
Insulated glass, clear, 7/8" simulated divided lite – with spacer bar – stainless – rectangular grille – special lite cut 2 wide x 1 high: primed pine exterior – primed pine interior, primed pine sash exterior, primed pine sash interior, stainless perimeter and spacer bar, putty exterior glazing profile.

Item#: 2 Location: MSTR BM - BAY FLANKERS Qty: 2 Unit Price: \$678.14 Total: \$1,356.28

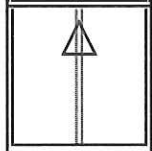
Manufacturer: Marvin; wood double hung tilt pac; sash opening: 19 3/8" x 73"; 1 /unit white sash lock; beige jamb hardware; primed pine interior; primed pine exterior; screen: no screen; glass add for all sash/panels; standard bevel; # LOW E 1 W/ ARGON.

Top & Bottom Sashes

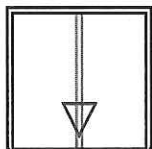
Primed pine sash exterior, primed pine sash interior, insulated glass – 1 lite, clear, stainless perimeter bar, putty exterior glazing profile.

Item#: 3 Location: MSTR BR - BAY MIDDLE Qty: 1 Total: \$1,002.04

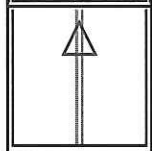
Manufacturer: Marvin; wood double hung tilt pac; sash opening: 35 11/16" x 73 1/4"; 1 /unit white sash lock; beige jamb hardware; primed pine interior; primed pine exterior; screen: no screen; glass add for all sash/panels; standard bevel; # LOW E 1 W/ ARGON.

Top & Bottom Sashes

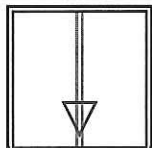
Insulated glass, clear, 7/8" simulated divided lite – with spacer bar – stainless – rectangular grille – special lite cut 2 wide x 1 high: primed pine exterior – primed pine interior, primed pine sash exterior, primed pine sash interior, stainless perimeter and spacer bar, putty exterior glazing profile.

Item#: 4 Location: MSTR BR - SIDE UNIT Qty: 1 Total: \$1,002.04

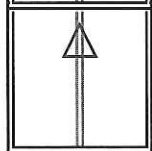
Manufacturer: Marvin; wood double hung tilt pac; sash opening: 35 11/16" x 73 1/2"; 1 /unit white sash lock; beige jamb hardware; primed pine interior; primed pine exterior; screen: no screen; glass add for all sash/panels; standard bevel; # LOW E 1 W/ ARGON.

Top & Bottom Sashes

Primed pine sash exterior, primed pine sash interior, insulated glass, clear, stainless perimeter and spacer bar, 7/8" simulated divided lite – with spacer bar – stainless – rectangular grille – special lite cut 2 wide x 1 high: primed pine exterior – primed pine interior, putty exterior glazing profile.

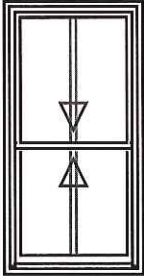
Item#: 5 Location: LIV RM, HALL, DINING Qty: 5 Unit Price: \$1,002.04 Total: \$5,010.20

Manufacturer: Marvin; wood double hung tilt pac; sash opening: 35 11/16" x 73 1/2"; 1 /unit white sash lock; beige jamb hardware; primed pine interior; primed pine exterior; screen: no screen; glass add for all sash/panels; standard bevel; # LOW E 1 W/ ARGON.

Top & Bottom Sashes

Insulated glass, clear, 7/8" simulated divided lite – with spacer bar – stainless – rectangular grille – special lite cut 2 wide x 1 high: primed pine exterior – primed pine interior, primed pine sash exterior, primed pine sash interior, stainless perimeter and spacer bar, putty exterior glazing profile.

Item#: 6 Location: KITCHEN INSERT ITIDH Qty: 2 Unit Price: \$776.88 Total: \$1,553.76



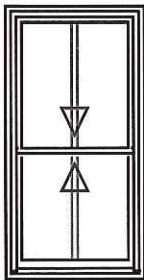
Manufacturer: Marvin; Integrity traditional insert double hung; call number: custom; inside opening: 35 11/16" x 68 3/4"; 3 1/4" jamb depth; 1 almond frost – sash lock; white interior; wood interior – ultrex exterior; ebony exterior; screen: exterior aluminum screen: ebony surround, screen wire: charcoal fiberglass mesh; 8 degree frame bevel; beige window opening control device; thru jamb installation; existing sill angle is 8 degrees.

Top & Bottom Sashes

Insulated glass, low E2 with argon, 7/8" rectangular simulated divided lite – with spacer bar – cut 2 wide x 1 high: ebony exterior – white interior.

***Note: Divided lite cut alignment may not be accurately represented in the OMS drawing. Please consult your local representative for exact specifications.

Item#: 7 Location: BATH INSERT ITIDH Qty: 1 Total: \$959.40



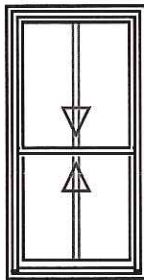
Manufacturer: Marvin; Integrity traditional insert double hung; call number: custom; inside opening: 35 11/16" x 68 3/4"; 3 1/4" jamb depth; 1 almond frost – sash lock; white interior; wood interior – ultrex exterior; ebony exterior; screen: exterior aluminum screen: ebony surround, screen wire: charcoal fiberglass mesh; 8 degree frame bevel; glass add for all sash/panels; beige window opening control device; thru jamb installation; existing sill angle is 8 degrees.

Top & Bottom Sashes

Insulated glass, tempered low E2 with argon, 7/8" rectangular simulated divided lite – with spacer bar – cut 2 wide x 1 high: ebony exterior – white interior.

***Note: Divided lite cut alignment may not be accurately represented in the OMS drawing. Please consult your local representative for exact specifications.

Item#: 8 Location: BEDRM INSERT ITIDH Qty: 1 Total: \$776.88



Manufacturer: Marvin; Integrity traditional insert double hung; call number: custom; inside opening: 35 11/16" x 68 3/4"; 3 1/4" jamb depth; 1 almond frost – sash lock; white interior; wood interior – ultrex exterior; ebony exterior; screen: exterior aluminum screen: ebony surround, screen wire: charcoal fiberglass mesh; 8 degree frame bevel; beige window opening control device; thru jamb installation; existing sill angle is 8 degrees.

Top & Bottom Sashes

Insulated glass, low E2 with argon, 7/8" rectangular simulated divided lite – with spacer bar – cut 2 wide x 1 high: ebony exterior – white interior.

***Note: Divided lite cut alignment may not be accurately represented in the OMS drawing. Please consult your local representative for exact specifications.

Item#: 9 Location: WOCD Qty: 10 Unit Price: \$26.10 Total: \$261.00

Manufacturer: Marvin; 11850640 kit, window opening control device, white; Marvin parts.

<u>Total Material</u>	<u>\$13,213.10</u>
Sub Total	\$13,213.10
<u>Sales Tax (5.5%)</u>	<u>\$726.72</u>
Grand Total	\$13,939.82

Payment schedule terms

- \$6,969.91 deposit due upon acceptance
- \$6,969.91 deposit due upon delivery

THIS PROPOSAL IS VALID FOR 30 DAYS

Acceptance Of Proposal

The above prices, specifications and conditions are satisfactory and hereby accepted. Any changes or modifications to this contract must be in writing and signed by both parties. The Marvin Design Gallery is authorized to place the order as specified above. Payments will be made as outlined.

Accepted:

Richard Burbank

Date

Dave Thibeau
Millwork Specialist

Date