

**SPECIAL CONSTRUCTION NOTE:**  
 T-MOBILE ROOF TOP WORK IS CONTINGENT ON THE FOLLOWING:  
 \* COMPLETION OF A STRUCTURAL STABILITY ANALYSIS (PROVIDED BY ENGINEER).  
 \* GC SHALL FURNISH, INSTALL & COMPLETE ALL STRUCTURAL MODIFICATIONS AS INDICATED IN BEFORE-MENTIONED ANALYSIS & ASSESSMENT, IF REQUIRED.

L700 RF CONFIGURATION

704G


**PROJECT:** MODERNIZATION UPGRADE 700MHZ  
**SITE NAME:** ME285/HOLT HALL  
**T-MOBILE SITE #:** 4DN2285D  
**CROWN SITE #:** 853280  
**SITE ADDRESS:** 794 CONGRESS STREET  
 PORTLAND, ME 04102  
**SITE TYPE:** ROOF TOP



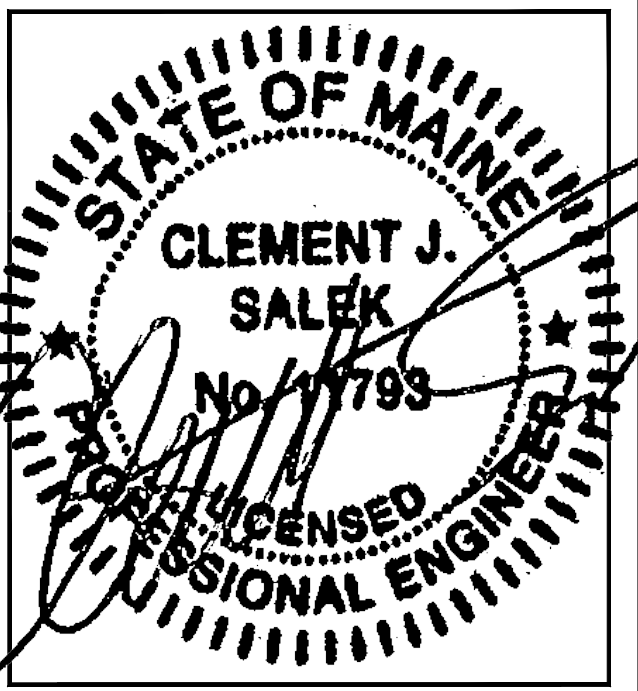
T-MOBILE NORTHEAST LLC  
 15 COMMERCE WAY, SUITE B  
 NORTON, MA 02766  
 (508) 286-2700



CROWN CASTLE INTERNATIONAL  
 500 WEST CUMMINGS PARK, SUITE 3600  
 WOBURN, MA 01801  
 (781) 970-0052



R.K. EXECUTIVE CENTRE  
 201 BOSTON POST ROAD WEST, SUITE 101  
 MARLBOROUGH, MA 01752  
 (508) 481-7400  
 www.chappellengineering.com



THESE DOCUMENTS ARE CONFIDENTIAL AND ARE THE SOLE PROPERTY OF T-MOBILE AND MAY NOT BE REPRODUCED, DISSEMINATED OR REDISTRIBUTED WITHOUT THE EXPRESS WRITTEN CONSENT OF T-MOBILE.

CHECKED BY: JMT

APPROVED BY: JMT

**SUBMITTALS**

REV.	DATE	DESCRIPTION	BY
1	03/24/16	ISSUED FOR CONSTRUCTION	CMC
0	01/28/16	ISSUED FOR REVIEW	NWC

SITE NUMBER:  
**4DN2285D**  
 SITE NAME:  
**ME285/HOLT HALL**  
 SITE ADDRESS:  
 794 CONGRESS STREET  
 PORTLAND, ME 04102

SHEET TITLE  
**TITLE SHEET**

SHEET NUMBER  
**T-1**

**SITE INFORMATION**

**STRUCTURE OWNER:**  
 BRAMHALL PARTNERS LIMITED PARTNERSHIP  
 3 CHURCH STREET  
 WINCHESTER, MA 01890

**LATITUDE (NAD83):**  
**GOOGLE EARTH 2-C CONFIRMATION**  
 N 43° 39' 13.7"  
 N 43.653806°

**LONGITUDE (NAD83):**  
**GOOGLE EARTH 2-C CONFIRMATION**  
 W 70° 16' 21.8"  
 W 70.272722°

**COUNTY:**  
 CUMBERLAND

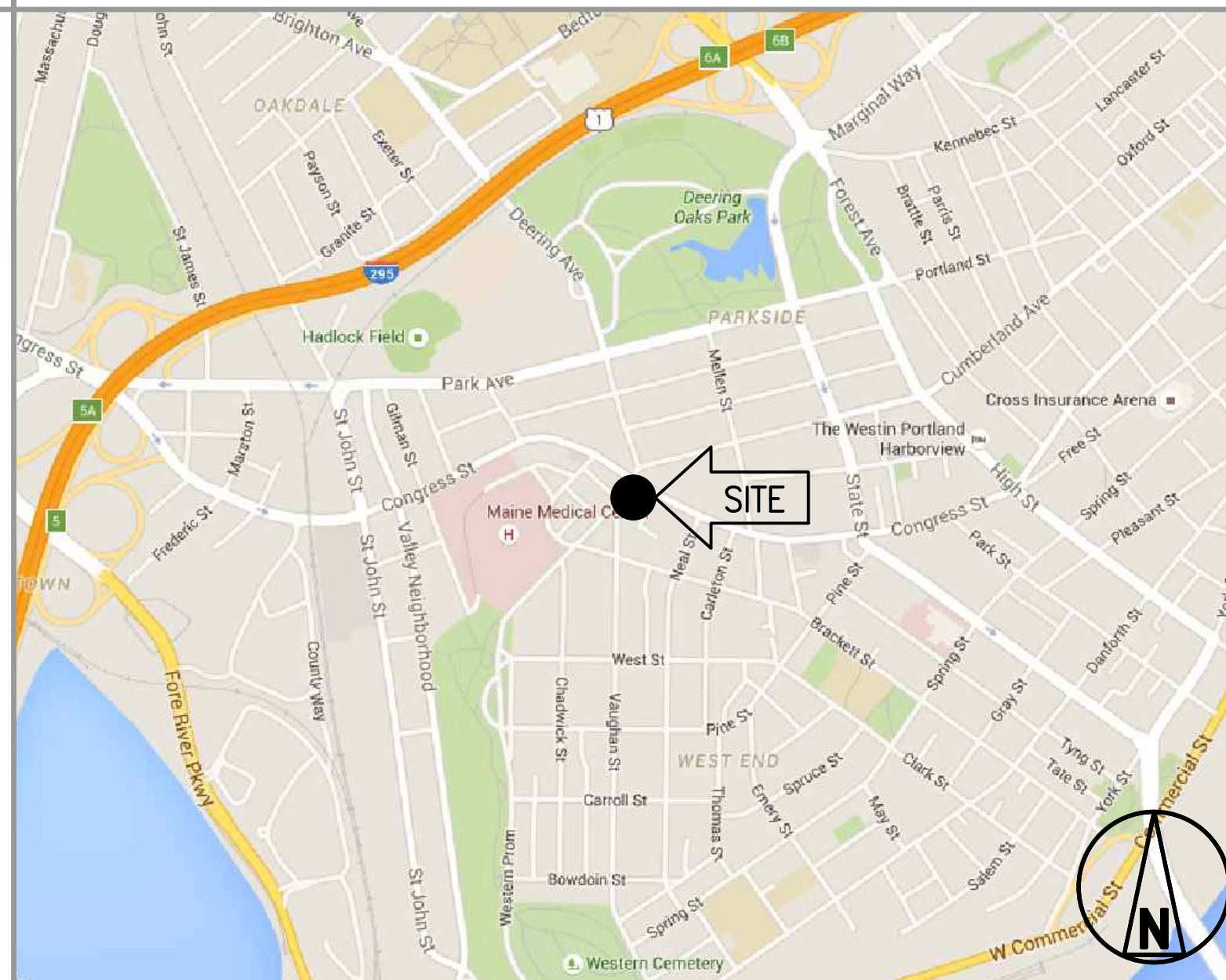
**ZONING JURISDICTION:**  
 CITY OF PORTLAND

**ZONING DISTRICT:**  
 B2b - BUSINESS COMMUNITY

**POWER COMPANY:**  
 CENTRAL MAINE POWER COMPANY  
 PHONE: 1-207-729-1195

**FIBER COMPANY:**  
 COMCAST  
 PHONE: 1-800-COMCAST

**AREA MAP**



**GENERAL NOTES**

- THIS IS AN UNMANNED AND RESTRICTED ACCESS TELECOMMUNICATION FACILITY, AND IS NOT FOR HUMAN HABITATION. IT WILL BE USED FOR THE TRANSMISSION OF RADIO SIGNAL FOR THE PURPOSE OF PROVIDING PUBLIC CELLULAR SERVICE.
  - ADA COMPLIANCE NOT REQUIRED.
  - POTABLE WATER OR SANITARY SERVICE IS NOT REQUIRED.
  - NO OUTDOOR STORAGE OR ANY SOLID WASTE RECEPTACLES REQUIRED.
- CONTRACTOR SHALL VERIFY ALL PLANS, EXISTING DIMENSIONS, AND CONDITIONS ON JOB SITE. CONTRACTOR SHALL IMMEDIATELY NOTIFY THE ARCHITECT/ENGINEER IN WRITING OF ANY DISCREPANCIES BEFORE PROCEEDING WITH THE WORK. FAILURE TO NOTIFY THE ARCHITECT/ENGINEER PLACE THE RESPONSIBILITY ON THE CONTRACTOR TO CORRECT THE DISCREPANCIES AT THE CONTRACTOR'S EXPENSE.
- NEW CONSTRUCTION WILL CONFORM TO ALL APPLICABLE CODES AND ORDINANCES.
  - BUILDING CODE: IBC 2009 MAINE UNIFORM BUILDING AND ENERGY CODE MUBEC
  - ELECTRICAL CODE: NEC 2007 ELECTRICAL STANDARDS
  - STRUCTURAL CODE: IBC 2009 MAINE UNIFORM BUILDING AND ENERGY CODE MUBEC STRUCTURAL STANDARDS FOR ANTENNA SUPPORTING STRUCTURES AND ANTENNAS.

AT LEAST 72 HOURS PRIOR TO DIGGING, THE CONTRACTOR IS REQUIRED TO CALL DIG SAFE AT 811



**LOCATION MAP - GOOGLE EARTH 2-C CONFIRMATION**



**PROJECT DESCRIPTION**

T-MOBILE EQUIPMENT MODIFICATIONS REQUIRED TO SUPPORT MODERNIZATION OF AN EXISTING WIRELESS COMMUNICATIONS FACILITY AND UTILIZATION OF FCC BROADBAND SPECTRUM LICENSE FOR 700MHZ FREQUENCY, INCLUDING INSTALLATION OF:

- ROOF-TOP EQUIPMENT, INCLUDING INSTALLATION OF:
- (3) PANEL ANTENNAS
  - (3) SMART BIAS T'S
  - (6) LINES OF COAX
  - (1) BATTERY BACKUP UNIT

**SPECIAL ZONING NOTE:**  
 BASED ON INFORMATION PROVIDED BY T-MOBILE REGULATORY COMPLIANCE PROFESSIONALS AND LEGAL COUNSEL, THIS TELECOMMUNICATIONS EQUIPMENT DEPLOYMENT IS CONSIDERED AND ELIGIBLE FACILITY UNDER THE TAX RELIEF ACT OF 2012, 47 USC 1455(A), AND IS SUBJECT TO AN EXPEDITED ELIGIBLE FACILITIES REQUEST/REVIEW AND ZONING PRE-EMPTION FOR LOCAL DISCRETIONARY PERMITS (VARIANCE, SPECIAL PERMIT, SITE PLAN REVIEW, ADMINISTRATIVE REVIEW).

**DRAWING INDEX**

SHEET NO.	SHEET TITLE	REV.	CHK.	BY.
T-1	TITLE SHEET	1	JMT	NWC
GN-1	GENERAL NOTES	1	JMT	NWC
A-1	ROOF PLAN	1	JMT	NWC
A-2	EQUIPMENT PLANS	1	JMT	NWC
A-3	ELEVATION	1	JMT	NWC
A-4	ANTENNA PLANS & DETAILS	1	JMT	NWC
S-1	STRUCTURAL DETAILS	1	JMT	NWC
E-1	ELECTRIC & GROUNDING DETAILS	1	JMT	NWC

**APPROVALS**

THE FOLLOWING PARTIES HEREBY APPROVE AND ACCEPT THESE DOCUMENTS AND AUTHORIZE THE CONTRACTOR TO PROCEED WITH THE CONSTRUCTION DESCRIBED HEREIN. ALL DOCUMENTS ARE SUBJECT TO REVIEW BY THE LOCAL BUILDING DEPARTMENT AND MAY IMPOSE CHANGES OR MODIFICATIONS.

T-MOBILE: \_\_\_\_\_ DATE: \_\_\_\_\_  
 CONSTRUCTION MANAGER: \_\_\_\_\_ DATE: \_\_\_\_\_  
 LEASING/SITE ACQUISITION: \_\_\_\_\_ DATE: \_\_\_\_\_  
 RF ENGINEER: \_\_\_\_\_ DATE: \_\_\_\_\_  
 LANDLORD/TOWER OWNER: \_\_\_\_\_ DATE: \_\_\_\_\_