





Performance based on assembled door units utilizing Masonite door panels, typical door lites, NFRC default wood frame and sills.

ENERGY PERFORMANCE RATINGS				
	U-Factor (Btu/hr-ft ² -oF) / Solar Heat Gain Coefficient (SHGC)			
				
PRODUCT DESCRIPTION DEFAULT FRAME	1/4 Lite ≤400 in ²	1/2 Lite ≤900 in ²	3/4 Lite ≤1100 in ²	Full Lite >1100 in ²
Decorative IG (Glass Type O)*	0.20 / 0.08	0.23 / 0.15	0.26 / 0.20	0.29 / 0.27
Decorative IG with LowE/Argon (Glass Type K)*	N/A	N/A	0.22 / 0.18	0.25 / 0.24
Impact Decorative IG (Glass Type O)*	0.20 / 0.07	0.24 / 0.13	0.27 / 0.17	0.31 / 0.23
Impact LowE Dual Pane (Glass Type Y)*	0.19 / 0.06	0.22 / 0.11	0.24 / 0.15	0.27 / 0.19
Impact Clear IG (Glass Type X)*	0.21 / 0.10	0.26 / 0.16	0.29 / 0.22	0.34 / 0.29
Blinds Dual Pane Clear (Glass Type TB)*	N/A	0.27 / 0.19	0.31 / 0.26	0.36 / 0.34
Blinds Dual Pane LowE (Glass Type GB)*	N/A	0.24 / 0.10	0.26 / 0.13	0.30 / 0.17
LowE/Argon Dual Pane 1" (Glass Type D)*	N/A	0.22 / 0.10	0.24 / 0.13	0.26 / 0.17
LowE/Argon Dual Pane 1" with Grids (Glass Type D)*	N/A	0.22 / 0.09	0.24 / 0.12	0.26 / 0.15
LowE Dual Pane 1" (Glass Type M)*	0.20 / 0.09	0.24 / 0.16	0.27 / 0.21	0.30 / 0.28
LowE Dual Pane With Grids 1" (Glass Type M)*	0.20 / 0.08	0.24 / 0.14	0.27 / 0.19	0.30 / 0.25
Clear IG 1/2" (Glass Type T)*	0.22 / 0.10	0.28 / 0.19	0.32 / 0.26	0.37 / 0.34
Clear with Grids 1/2" (Glass Type T)*	0.22 / 0.09	0.28 / 0.17	0.33 / 0.22	0.38 / 0.30
Clear IG 1" (Glass Type T)*	0.22 / 0.10	0.27 / 0.19	0.30 / 0.26	0.35 / 0.34
Clear IG With Grids 1" (Glass Type T)*	0.22 / 0.09	0.27 / 0.17	0.30 / 0.22	0.35 / 0.30
LowE Vent Lite (Glass Type D)*	N/A	0.23 / 0.07	N/A	N/A
Clear Vent Lite (Glass Type T)*	N/A	0.26 / 0.12	N/A	N/A
Flush or Embossed (Opaque)	0.15 / 0.01			

 Air Leakage ≤0.3 cfm/ft²

Test Report # STN14007-JM

Note: Bold values meets Ufactor and SHGC ENERGY STAR qualification criteria in all 50 states

*See Product Code Structure

Energy performance values have been established in accordance with International Energy Conservation Code(IECC); U-factors determined in accordance to NFRC 100 & SHGC values determined in accordance to NFRC 200.

Based on 2'0" door unit width or greater (no sidelites).