

Project Title  
**MAINE HEART SURGICAL ASSOC. NEW OFFICE BLDG.**  
 PORTLAND, ME

HA Project No. **04180**  
 Key Plan

- NOTES:
- BASELINE ELEVATION IS TOP OF CONC. PARAPET MEASURED AT NORTHWEST CORNER OF BUILDING. (119.811 +/-) ALL ELEVATIONS ARE REFERENCED FROM THIS BASELINE.
  - TOP OF STEEL ELEVATION IS (+21'-9 1/2") ABOVE BASELINE ELEVATION UNLESS NOTED (+/-) REFERENCED FROM THIS ELEVATION.
  - ALL STEEL BEAMS AND WIDE-FLANGE ASTM A992 (FY = 50 KSI)
  - ALL HSS MEMBERS TO MEET THE FOLLOWING:  
 SQUARE AND RECTANGULAR - ASTM A500 GRADE B (FY = 46 KSI)  
 ROUND - ASTM A500 GRADE B (FY = 42 KSI)
  - B1** DENOTES SPAN OF 1 1/2" - 22GA TYPE B ROOF DECK (PTD.)
  - 8** DENOTES 8" MASONRY SHEAR WALL (MSW). SEE DRAWING S40.1 FOR DETAILS.
  - ALL CONCRETE MASONRY SHALL HAVE A MIN. SPECIFIED COMPRESSIVE STRENGTH  $f_m = 2000$  PSI
  - BRIDGING INDICATES WELDED HORIZ. JOIST BRIDGING
  - PROVIDE UPLIFT BRIDGING AS SHOWN AT FIRST BOTTOM CHORD PANEL POINT. NET UPLIFT PRESSURE = 15 PSF
  - TJ - INDICATES BOLTED TIE JOIST. EXTEND BOTTOM CHORD AT COLUMNS

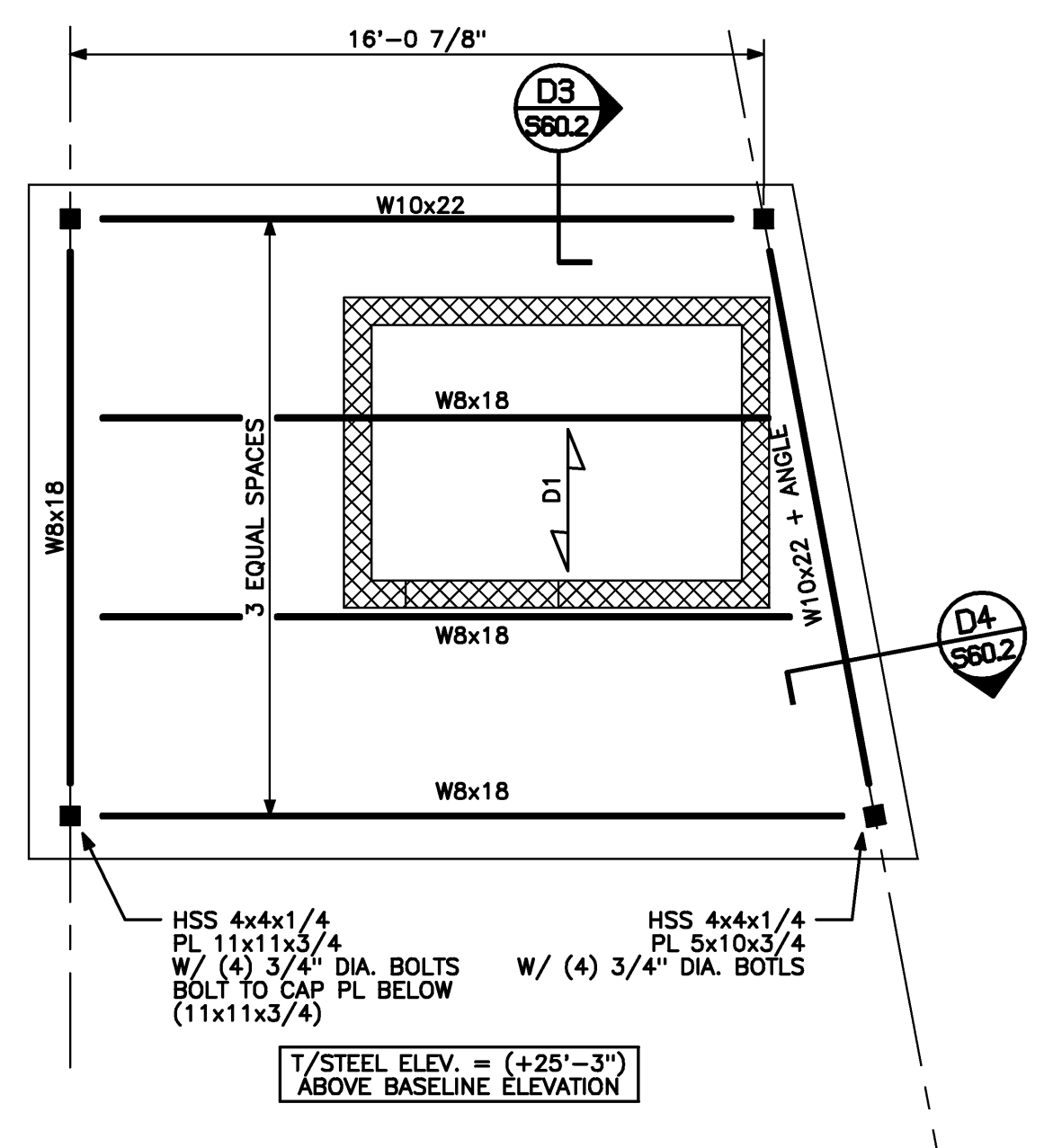
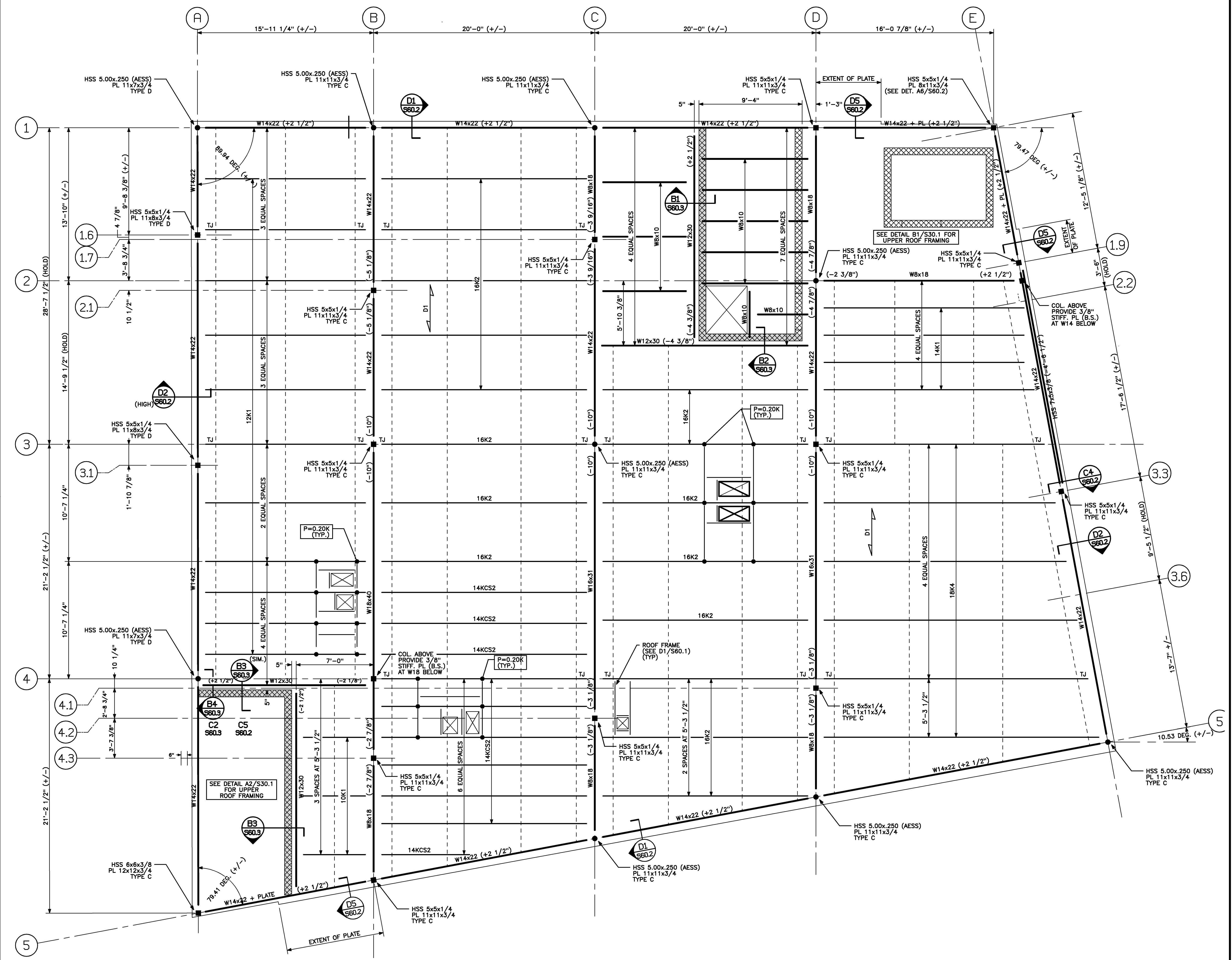
Mark	Date	Description
-	04-28-05	ISSUED FOR BID
-	04-11-05	100% REVIEW

Issue Dates

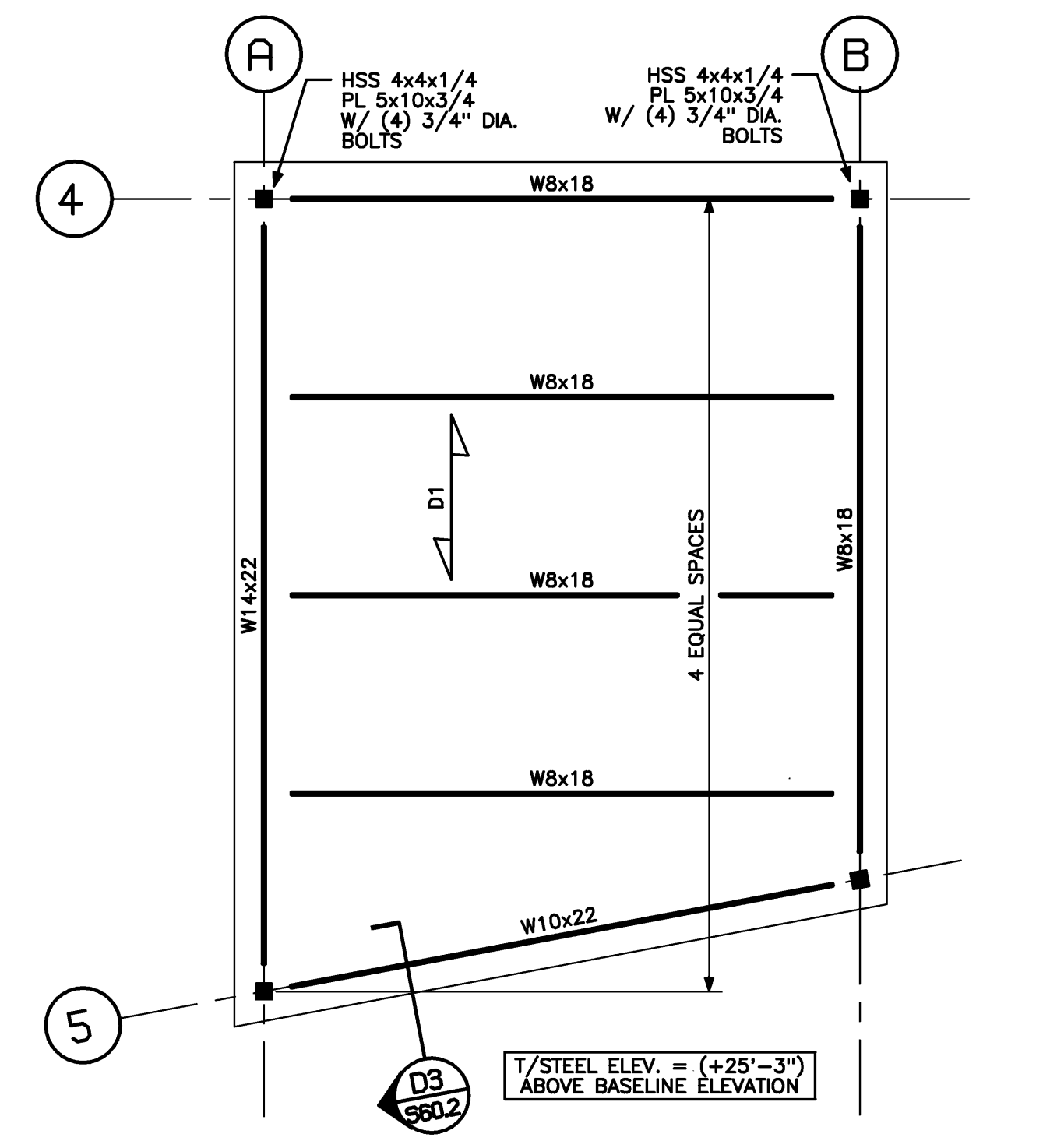
Drawing Status

Drawing Title  
**ROOF FRAMING PLAN**  
 PA / PE: **BKB** Drawn By: **MRM**  
 Drawing Number

**S30.1**



**UPPER ROOF FRAMING AT ELEVATOR**  
 1/4" = 1'-0" REF: S30.1 **B1**



**UPPER ROOF FRAMING AT STAIR 2**  
 1/4" = 1'-0" REF: S30.1 **A2**

**ROOF FRAMING PLAN**  
 1/4" = 1'-0" REF: NA **A1**