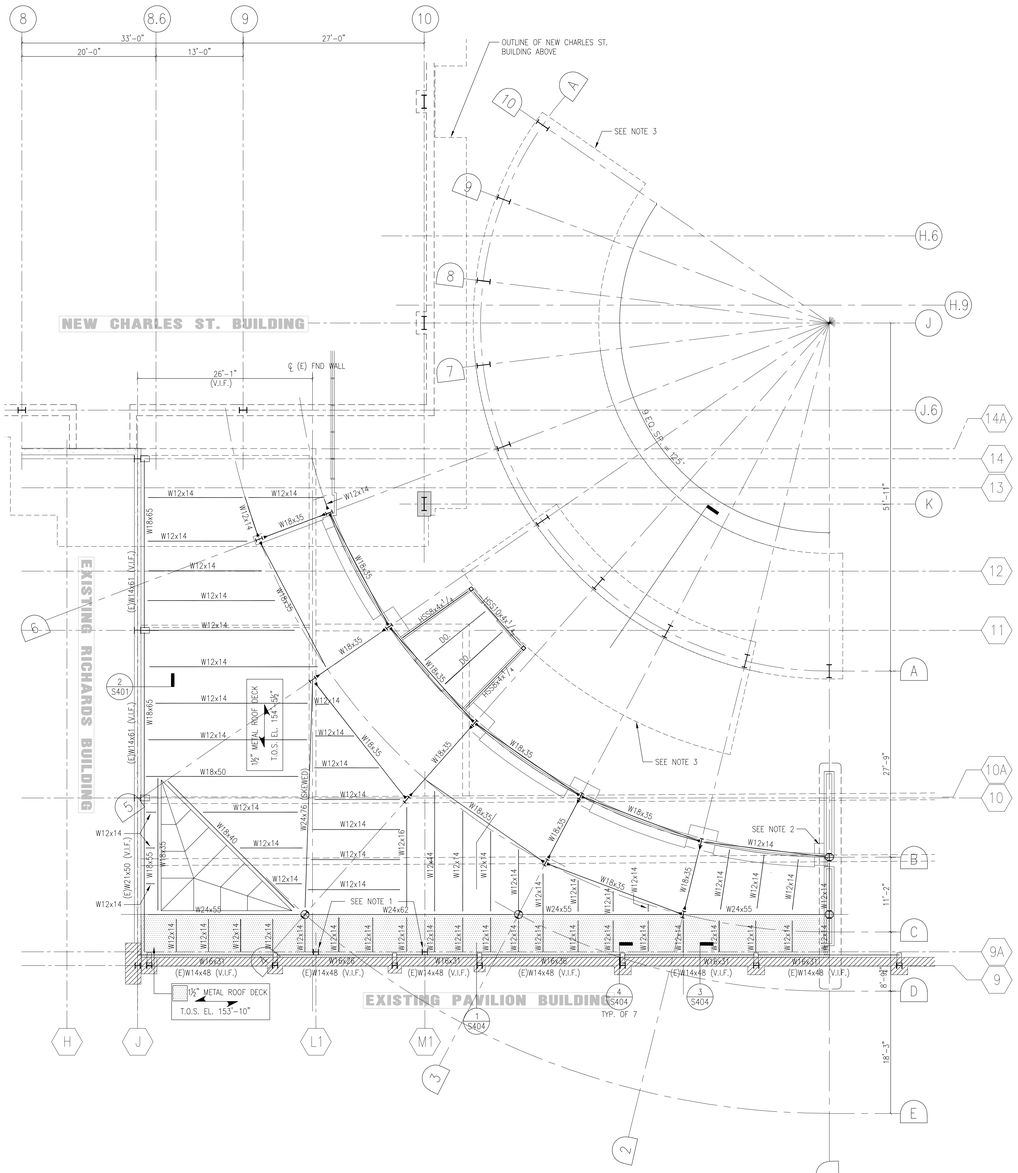

1 FRONT LOBBY LOW ROOF FRAMING PLAN
1/8" = 1'-0"

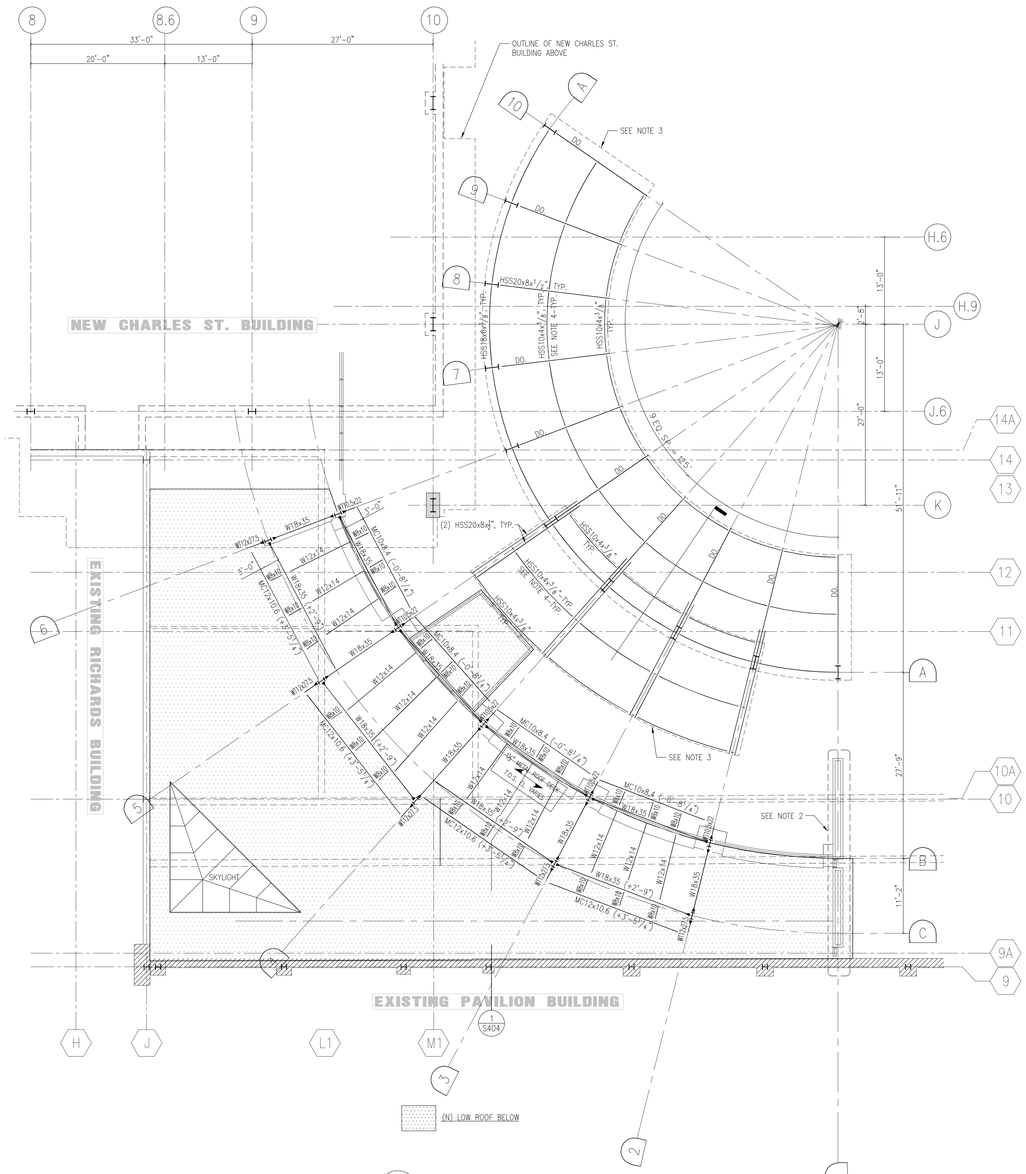

2 FRONT LOBBY HIGH ROOF FRAMING PLAN
1/8" = 1'-0"

General Notes:

1. EXISTING STEEL COLUMNS TO BE REMOVED. SEE DEMO DRAWINGS FOR DETAILS.
2. 12" REINFORCED CMU WALL WITH 4" BRICK VENEER ON EA. SIDE OF WALL.
3. OUTLINE OF NEW GLASS CANOPY. SEE ARCH. DRAWINGS FOR DETAILS.
4. PURLINS FOR NEW ENTRANCE CANOPY SHALL BE FABRICATED WITH RADIAL BEND TO MATCH RADIAL GEOMETRY SHOWN.

LEGEND GRID LINES:

A — EXISTING RICHARDS BUILDING (1966)

1 — PROPOSED NEW CHARLES ST. BUILDING

A — PROPOSED NEW FRONT LOBBY

LEGEND COLUMN:

H — INDICATES COLUMN STARTS AT THIS LEVEL

⊖ — INDICATES COLUMN STOPS AT THIS LEVEL

H — INDICATES COLUMN CONTINUES

[00'-0"] — INDICATES BOTTOM OF FOOTING ELEVATION

SGH

Simpson Gumpertz & Heger Inc.

Consulting Engineers

Boston, MA	41 Sayon Street, Building 1, Suite 500 Waltham, MA 02453	Telephone: (781) 907 9000 Facsimile: (781) 907 9009
San Francisco, CA	222 Sutter Street Suite 300 San Francisco, CA 94108-4445	Telephone: (415) 495 3700 Facsimile: (415) 495 3550
Washington, DC	1355 Piccard Drive Suite 220 Rockville, MD 20850	Telephone: (301) 417 0999 Facsimile: (301) 417 9826

MARK	ISSUE DATE	DESCRIPTION
PERMIT	09/24/04	PERMIT SET – NOT FOR CONSTRUCTION

FOR PERMIT ONLY - NOT FOR CONSTRUCTION

Issue Log

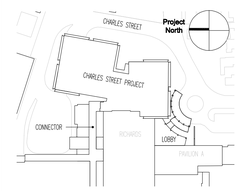

Key Plan

TRO
Architecture
Planning
Engineering
Interior Design
The Ritchie Organization
80 Bridge Street
Newton, MA 02458-1134
617-969-9400

Maine Medical Center
Charles Street Project
Portland, Maine
MMC Project No. 21841

Drawing Title

FRONT LOBBY LOW AND HIGH ROOF FRAMING PLANS

Commission No.	4673	Date Issued	20 October 2003
Scale	ANS INDICATED	Sheet Number	
Drawn By	KMG/SK		
Approved By	JHT/JMT		
Filename	L:/2000/2068-0000/XX		

S202L

Copyright © 2004 The Ritchie Organization