ABBREVIATIONS

A	ACV	ALARM CHECK VALVE ASSEMBLY
	AP	ACCESS PANEL
	AFC	ABOVE FINISH CEILING
	AFF	ABOVE FINISH FLOOR
	AHJ	AUTHORITY HAVING JURISDICTION
	ATC	ACOUSTICAL TILE CEILING
	ATS	AUTOMATIC TRANSFER SWITCH
B	BFP	BACKFLOW PREVENTER
	BFV	BUTTERFLY VALVE
C	CE	CAP EXISTING
	CLG	CEILING
	CONN	CONNECTION
	CONT	CONTINUATION
	CONTR	CONTRACTOR
	CSP	COMBINED STANDPIPE
	CTE	CONNECT TO EXISTING
	CV	CHECK VALVE
D	D	DRAIN
	DCVA	DOUBLE CHECK VALVE ASSEMBLY
	DDCVA	DOUBLE DECTECTOR
	DN	DOWN THROUGH FLOOR
	DP	DROP
	DPV	DRY PIPE VALVE
	DS	DRY SPRINKLER
	DU	DELUGE SPRINKLER
	DWG	DRAWING
E	EC	ELECTRICAL CONTRACTOR
	EL	ELEVATION
	ELL	ELBOW
	EM	EQUIPMENT MANUFACTURER
	ETR	EXISTING TO REMAIN
	ETX	EXISTING TO BE REMOVED
	EX	EXISTING
F	F	FIRE FEED MAIN
	FCC	FIRE COMMAND CENTER
	FCVA	FLOOR CONTROL VALVE ASSEMBLY
	FDC	FIRE DEPARTMENT CONNECTION
	FDV	FIRE DEPARTMENT VALVE
	FDVC	FIRE DEPARTMENT VALVE CABINET
	FFE	FINISH FLOOR ELEVATION
	FHC	FIRE HOSE CABINET
	FHR	FIRE HOSE RACK
	FLR	FLOOR
	FP	FIRE PUMP
	FPC	FIRE PUMP CONTROLLER
	FPCR	FIRE PROTECTION CONTRACTOR
	FM	FM 200
	FS	FLOW SWITCH
G	GC	GENERAL CONTRACTOR
	GPM	GALLONS PER MINUTE
H	HT	HIGH TEMPERATURE SPRINKLER
	HVAC	HVAC CONTRACTOR
	HYD	HYDRANT
I	IE	INVERT ELEVATION
	INV	INVERT
	IN	INERGEN
	ITD	INSPECTOR'S TEST DRAIN
J	JPC	JOCKEY PUMP CONTROLLER
	JP	JOCKEY PUMP
K	KEC	KITCHEN EQUIPMENT CONTRACTOR
L	LFPC	LIMIT OF FIRE PROTECTION CONTRACT
	LH	LIGHT HAZARD
N	NAS	NO AUTOMATIC SPRINKLERS
	NC	NORMALLY CLOSED
	NEW	NEW PIPING OR EQUIPMENT
	NIC	NOT IN CONTRACT
	NO	NORMALLY OPEN
	NTS	NOT TO SCALE
O	OFCI	OWNER FURNISHED, CONTRACTOR INSTALLED
	OFI	OWNER FURNISHED & INSTALLED
	OH-1	ORDINARY HAZARD ONE
	OH-2	ORDINARY HAZARD TWO
P	PACV	PREACTION CONTROL VALVE
	PC	PLUMBING CONTRACTOR
	PG	PRESSURE GAUGE
	PS	PREACTION SPRINKLER
	PSI	POUNDS PER SQUARE INCH
	PSIG	POUNDS PER SQUARE INCH GAUGE
R	RPBP	REDUCED PRESSURE BACKFLOW PREVENTER
	RN	RISER NIPPLE
	RS	PIPE RISE (NOT THROUGH A FLOOR)
	RV	RELIEF VALVE
S	SF	SQUARE FEET
	SP	STANDPIPE
	SPR	SPRINKLER
	STR	STRAINER
T	TEE	PIPING BRANCH TAKEOFF
	TH	FIRE PUMP TEST HEADER
	TOP	TOP PIPE ELEVATION
	TYP	TYPICAL
U	UN	UNION
	UP	UP (THROUGH SLAB ABOVE)
	UP&DN	UP&DN (THROUGH FLOOR SLAB)
W	WMG	WATER MOTOR GONG
	WS	WET SPRINKLER
	WTS	WATER TIGHT SLEEVE

GENERAL NOTES

DEMOLITION

1. DISCONNECT AND DISMANTLE EXISTING SPRINKLER AND BRANCH PIPING AND LEAVE DEBRIS AND DISCONNECTED MATERIAL ON THE FLOOR FOR REMOVAL UNDER SECTION 02070 – SELECTIVE DEMOLITION.
2. ALL EXISTING SPRINKLER MAINS, STANDPIPES AND DRAIN PIPING TO REMAIN SHALL BE KEPT ACTIVE THROUGHOUT DEMOLITION AND CONSTRUCTION. CONTRACTOR SHALL VERIFY EXACT LOCATIONS OF CONNECTIONS TO EXISTING SPRINKLER MAINS WHERE NEW CONNECTIONS ARE TO MADE.
3. CONTRACTOR SHALL VERIFY IN FIELD AND/OR REFERENCE OWNER'S AS-BUILT DRAWINGS FOR EXACT LOCATIONS OF FIRE PROTECTION SYSTEM PIPING, SPRINKLERS, VALVES AND SIZES.
4. IN THE EVENT OF ANY FIRE PROTECTION SYSTEM SHUTDOWNS NECESSARY FOR DEMOLITION OR NEW WORK, THE CONTRACTOR SHALL RETURN FIRE PROTECTION SYSTEM TO ITS ORIGINAL OPERATING CONDITION AT THE END OF EACH WORK DAY.

DRAWING LIST

FIRE PROTECTION

FP001	FIRE PROTECTION LEGEND, NOTES, DETAILS AND SCHEDULES
FP205B	FIRE PROTECTION SUB-BASEMENT FLOOR PLAN
FP208	FIRE PROTECTION BASEMENT FLOOR PLAN - DEMO / RENO
FP200	FIRE PROTECTION GROUND FLOOR PLAN
FP202	FIRE PROTECTION SECOND FLOOR PLAN
FP203	FIRE PROTECTION THIRD FLOOR PLAN
FP204	FIRE PROTECTION FOURTH FLOOR PLAN
FP205	FIRE PROTECTION FIFTH FLOOR PLAN
FP206	FIRE PROTECTION SIXTH FLOOR/ROOF PLAN
FP300	FIRE PROTECTION RISER DIAGRAM

DESIGN CRITERIA

1. OCCUPANCY CLASSIFICATION: LIGHT HAZARD
   AREAS: CORRIDORS
   TOILET ROOMS
   PATIENT ROOMS
   .
   .
   ALL OTHER AREAS NOT DEFINED
   DENSITY: 0.10 GPM/FT2
   AREA OF APPLICATION: 1500 FT2
   COVERAGE PER SPRINKLER: 130 FT2
   INSIDE HOSE STREAM: 100 GPM
   OUTSIDE HOSE STREAM: 100 GPM
2. OCCUPANCY CLASSIFICATION: ORDINARY HAZARD GROUP 1
   AREAS: MECHANICAL ROOMS
   STORAGE ROOMS
   DENSITY: 0.15 GPM/FT2
   AREA OF APPLICATION: 1500 FT2
   COVERAGE PER SPRINKLER: 130 FT2
   INSIDE HOSE STREAM: 100 GPM
   OUTSIDE HOSE STREAM: 250 GPM
3. OCCUPANCY CLASSIFICATION: ORDINARY HAZARD GROUP 2
   AREAS: DRY SYSTEM
   .
   DENSITY: 0.20 GPM/FT2
   AREA OF APPLICATION: 1850 FT2
   COVERAGE PER SPRINKLER: 130 FT2
   INSIDE HOSE STREAM: 100 GPM
   OUTSIDE HOSE STREAM: 250 GPM

GOVERNING PARTIES
OWNER'S INSURANCE UNDERWRITER CHUBB
AUTHORITY HAVING JURISDICTION PORTLAND FIRE PREVENTION

General Notes:

1. THIS IS A STANDARD SYMBOL LIST. ALL SYMBOLS MAY NOT NECESSARILY APPEAR ON THE FLOOR PLANS OR DETAIL SHEETS. ONLY THOSE INDICATED ON THE FLOOR PLANS AND DETAILS SHEETS SHOULD BE USED, AND ALL OTHERS SHOULD BE DISREGARDED.

PIPING LEGEND

GENERAL
- EXISTING PIPING TO REMAIN
- EXISTING PIPING TO BE REMOVED
- NEW PIPING

WET
- f — FIRE FEED MAIN PIPING
- co — SPRINKLER DRAIN PIPING
- fdc — FIRE DEPARTMENT CONNECTION PIPING
- sp — STANDPIPE PIPING
- th — FIRE PUMP TEST HEADER PIPING
- s — SPRINKLER PIPING

DRY
- ds — DRY SPRINKLER PIPING
- du — DELUGE SPRINKLER PIPING
- ps — PREACTION SPRINKLER PIPING

CLEAN AGENT
- fm — FM 200 PIPING
- in — INERGEN PIPING

SYMBOLS LEGEND

- A1.2 / E — COLUMN LINE DESIGNATION
- NAS — NO AUTOMATIC SPRINKLERS
- CONNECT TO EXISTING
- XX — REVISION DESIGNATION
- X / XXXX — DRAWING NUMBER / SHEET NUMBER — DETAIL DESIGNATION
- X — HYDRAULIC REFERENCE POINT

PIPING SYMBOL LEGEND

PIPING
- DOWN THROUGH FLOOR
- DROP (OR RISE)
- FLOW ARROW
- FS — FLOW SWITCH
- PIPING BRANCH TAKEOFF
- PG — PRESSURE GAUGE
- PS — PRESSURE SWITCH
- TS — TAMPER SWITCH
- UNION
- UP (THROUGH SLAB ABOVE)
- UP & DOWN (THROUGH FLOOR SLAB)

VALVES
- ALARM CHECK VALVE
- BALL VALVE
- BUTTERFLY VALVE
- CHECK VALVE
- DCVA — DOUBLE CHECK VALVE ASSEMBLY
- DPV — DRY PIPE VALVE
- FIRE DEPARTMENT CONNECTION (FLUSH)
- FIRE DEPARTMENT CONNECTION (EXPOSED)
- FDV — FIRE DEPARTMENT VALVE
- FDVC — FIRE DEPARTMENT VALVE CABINET
- FHC — FIRE HOSE CABINET
- FCVA — FLOOR CONTROL VALVE ASSEMBLY
- PRESSURE REGULATING VALVE ASSEMBLY
- PREACTION CONTROL VALVE
- RELIEF VALVE
- STRAINER
- SHUT OFF VALVE

SPRINKLERS
- EXISTING SPRINKLER TO REMAIN
- EXISTING SPRINKLER TO BE REMOVED
- UPRIGHT SPRINKLER
- CONCEALED SPRINKLER
- RECESSED SPRINKLER
- SIDEWALL SPRINKLER
- EXTENDED COVERAGE SIDEWALL SPRINKLER
- DRY PENDENT SPRINKLER
- DRY SIDEWALL SPRINKLER

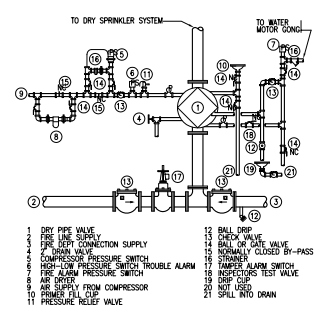

1 DRY PIPE VALVE PIPING SCHEMATIC
SCALE: NTS

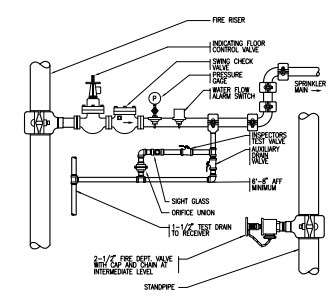

2 FLOOR CONTROL VALVE ASSEMBLY
SCALE: NTS

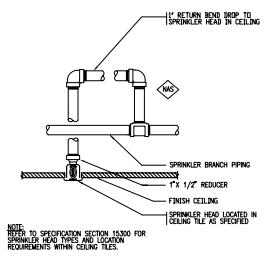

3 CONCEALED SPRINKLER HEAD RETURN BEND DROP
SCALE: NTS

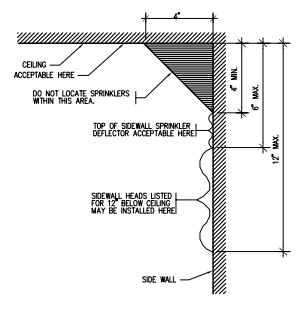

4 LOCATION OF SPRINKLERS AT WALLS
SCALE: NTS

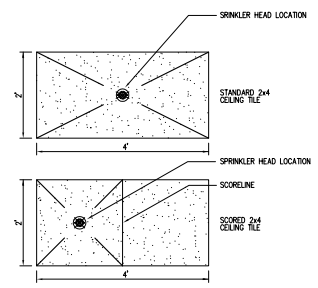

5 LOCATION OF SPRINKLER HEAD IN CEILING PANEL
SCALE: NTS

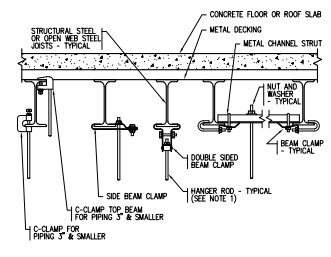

6 TYP METHODS OF SECURING HANGER RODS TO STEEL
SCALE: NTS

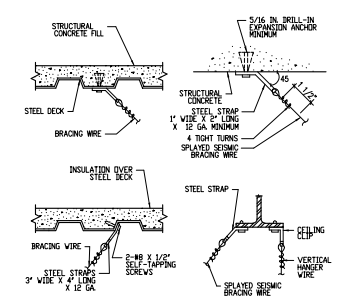

7 SEISMIC CABLE RESTRAINT ATTACHMENTS
SCALE: NTS

MARK	ISSUE DATE	DESCRIPTION
PERMIT	09/24/04	PERMIT SET – NOT FOR CONSTRUCTION

FOR PERMIT ONLY – NOT FOR CONSTRUCTION

Issue Log

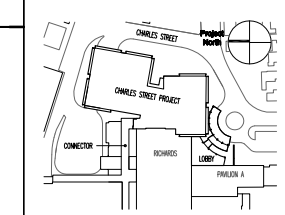

Key Plan

TRO
Architecture Planning Engineering Interior Design
The Ritchie Organization
80 Bridge Street
Newton, MA 02458-1134
617-558-9400

Maine Medical Center
Charles Street Project
Portland, Maine MMC Project No. 21841

Drawing Title
FIRE PROTECTION LEGEND, NOTES. DETAILS, AND SCHEDULES

0' 0 0 0 0

Commission No.	4673	Date Issued	
Scale	NTS	Sheet Number	
Drawn By	SDB		
Approved By	RMH		FP001
Filename	4673_FP001		

Copyright © 2004 The Ritchie Organization