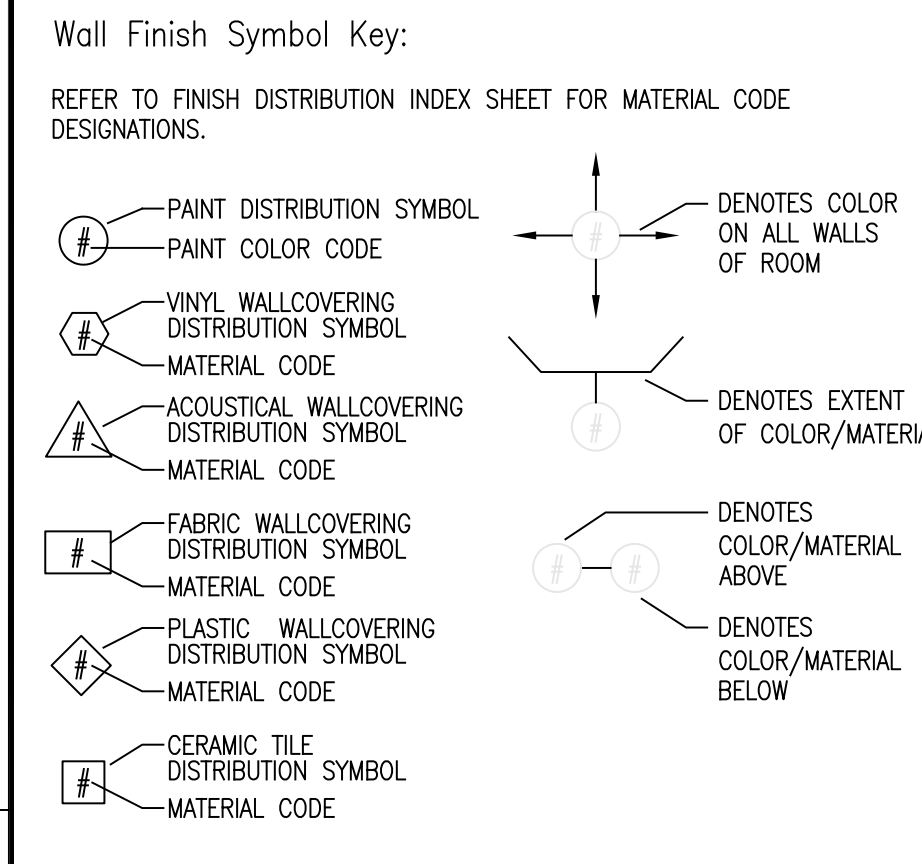




General Notes:

1. THESE DRAWINGS ARE FOR DIAGRAMMATIC PURPOSES AND ILLUSTRATE THE DISTRIBUTION OF ACCENT COLORS ONLY. WHEN NO ACCENT COLOR IS SHOWN, THE BASE COLOR SHALL BE UTILIZED.
2. REFER TO THE ROOM FINISH SCHEDULE AND ARCHITECTURAL SPECIFICATIONS FOR INFORMATION REGARDING THE SPECIFIED FINISH.
3. IT IS THE RESPONSIBILITY OF EACH TRADE TO SUBMIT TO THE ARCHITECT SAMPLES OF ALL MATERIALS, COLORS AND FINISHES SPECIFIED FOR APPROVAL AND VERIFICATION PRIOR TO INSTALLATION.



MAX. OVERALL DIAGONAL
190'-8"
MINIMUM REMOTENESS REQ.
63'-7" (½ D)
PROVIDED
104'-6"

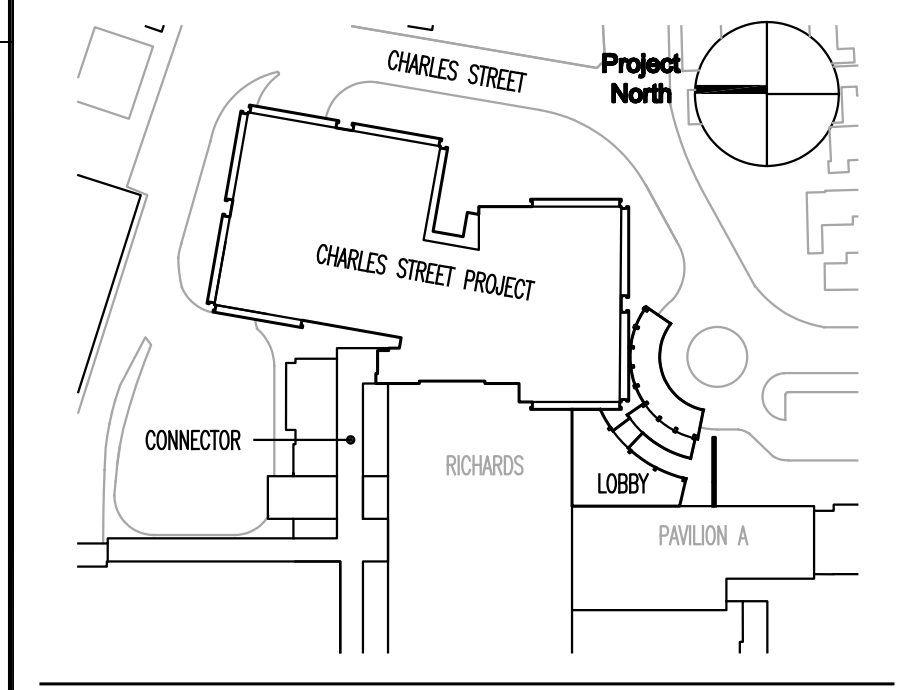
MAX. OVERALL DIAGONAL
176'-10"
MINIMUM REMOTENESS REQ.
58'-11" (½ D)
PROVIDED
60'-10"

MARK ISSUE DATE DESCRIPTION

**FOR PERMIT ONLY
NOT FOR CONSTRUCTION**

PERMIT 09/24/04 PERMIT SET - NOT FOR CONSTRUCTION

Issue Log

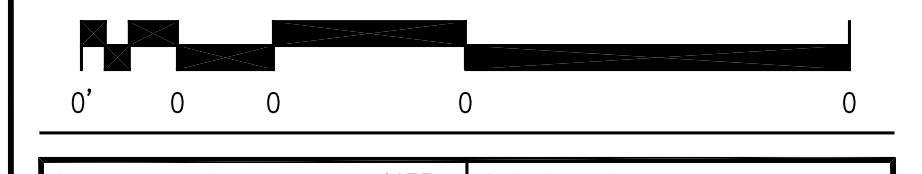


Key Plan

TRO
ARCHITECTURE
PLANNING
ENGINEERING
INTERIOR DESIGN
The Flexible Organization
80 Bridge Street
Newton, MA 02459-1194
817-999-9100

Maine Medical Center
Charles Street Project
Portland, Maine MMC Project No. 21841

Drawing Title
**WALL DISTRIBUTION
PLAN
THIRD FLOOR**



Commission No.	4673	Date Issued	
Scale	1/8" = 1'-0"	Sheet Number	
Drawn By	RC		
Approved By	RCP		
Filename	4673DCDW		
Copyright © 2004	The Flexible Organization		

1203W