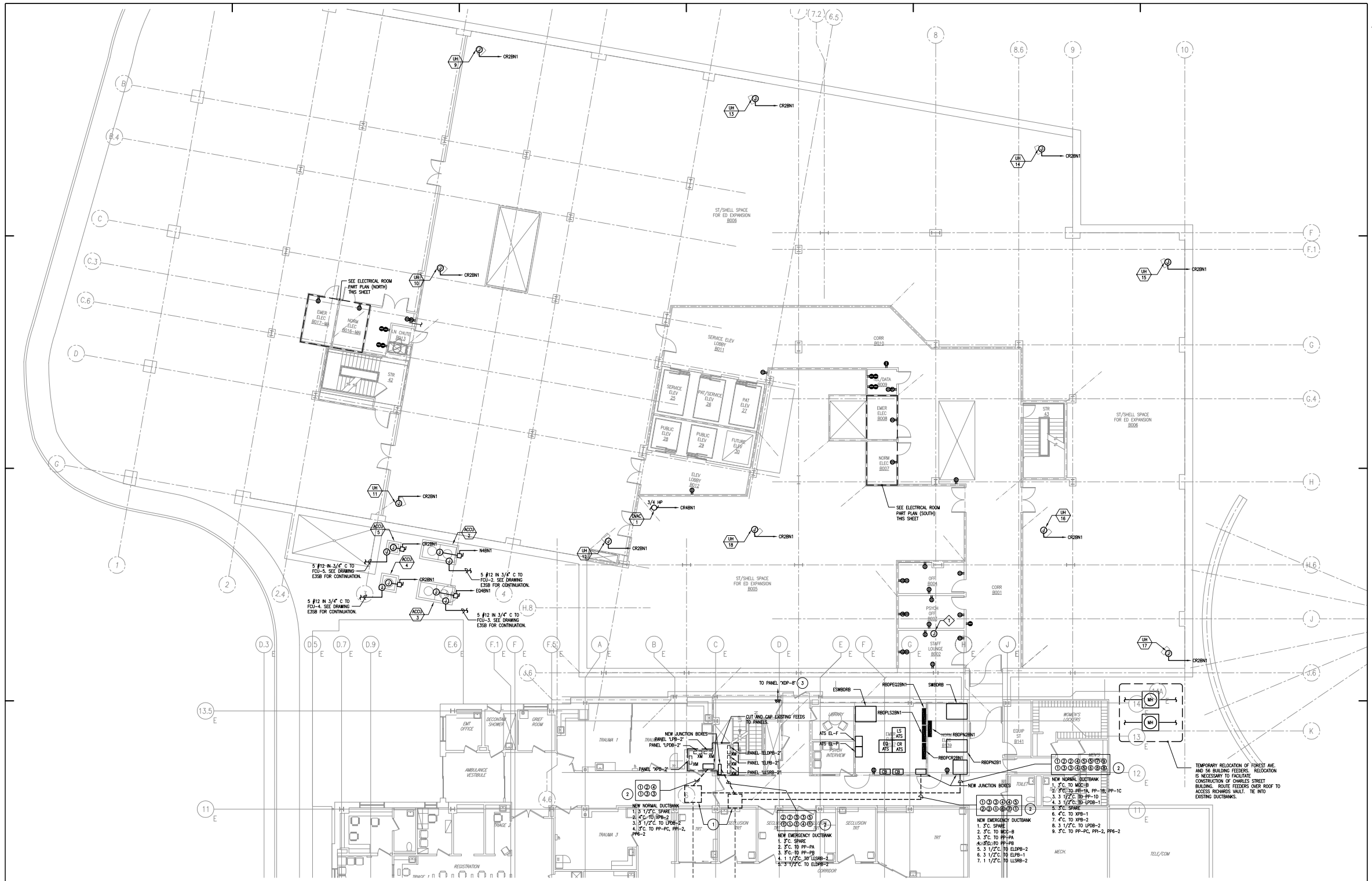

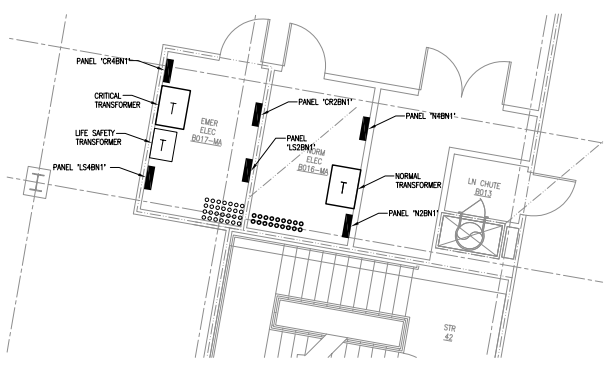

1 NORMAL AND EMERGENCY ELECTRICAL CLOSETS (NORTH)

SCALE: 1/4"=1'-0"

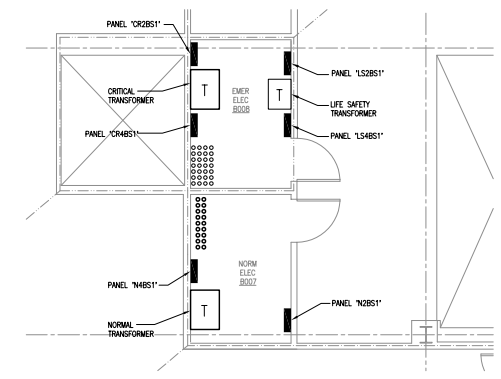

2 NORMAL AND EMERGENCY ELECTRICAL CLOSETS (SOUTH)

SCALE: 1/4"=1'-0"

General Notes:

EQUIPMENT NOTES:

◇ CONNECTION FOR HOT WATER DISPENSER.

DRAWING NOTES:

1. CUT HOLE INTO EXISTING FLOOR AND INSTALL JUNCTION BOX (48" X 48" X 15" FOR NORMAL DUCTBANK, 30" X 30" X 15" FOR EMEGENCY DUCTBANK) INTERCEPTING ALL EXISTING DUCTBANKS.
2. CUT TRENCH INTO EXISTING FLOOR AND INSTALL DUCTBANK FROM NEW FLOOR JUNCTION BOX TO NEW JUNCTION BOX LOCATED IN ELECTRIC ROOM.
3. INTERCEPT EXISTING CONDUITS IN STAIRWELL. RUN THROUGH CEILING TO RBDPN4B1.

MARK	ISSUE DATE	DESCRIPTION
PERMIT	09/24/04	PERMIT SET – NOT FOR CONSTRUCTION

FOR PERMIT ONLY - NOT FOR CONSTRUCTION

Issue Log

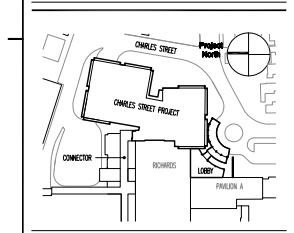

Key Plan

TRO
Architecture
Planning
Engineering
Interior Design
The Ritchie Organization
80 Bridge Street
Newton, MA 02465-1194
617-969-9400

Maine Medical Center
Charles Street Project
Portland, Maine
MMC Project No. 21841

Drawing Title
ELECTRICAL BASEMENT POWER PLAN

0' 4' 8' 16' 32'

Commission No.	4673	Date Issued	
Scale	AS NOTED	Sheet Number	
Drawn By	K.G.		
Approved By	D.S.		
Filename	4673E00B_0D		

E30B

Copyright © 2004 The Ritchie Organization