ABBREVIATIONS

A

A	AIR
AB	ANCHOR BOLT
AC	AIR CONDITIONING
ACCESS	ACCESSORIES
ACT	ACOUSTICAL CEILING TILE
ACTA	ACOUSTICAL CEILING TILE ALUMINUM
ACTP	ACOUSTICAL CEILING TILE PLASTIC
ADH	ADHESIVE
ADJ	ADJUSTABLE
ADO	AUTOMATIC DOOR OPERATOR
AF	ACCESS FLOOR
AFF	ABOVE FINISHED FLOOR
ALF	ASSISTED LIVING FACILITY
ALT	ALTERNATE
ALUM	ALUMINUM
ANOD	ANODIZED
APPROX	APPROXIMATE
ARCH	ARCHITECT (ARCHITECTURAL)
ASB	ASBESTOS
ASPH	ASPHALT
AUTO	AUTOMATIC
AWC	ACOUSTICAL WALL COVERING (CARPET)

B

B BD	BULLETIN BOARD
BC	BRICK COURSE
BD	BOARD
BED RM	BED ROOM
BEJ	BUILDING EXPANSION JOINT
BET	BETWEEN
BG	BUMPER GAURD
BITUM	BITUMINOUS
BLDG	BUILDING
BLK	BLOCK
BLKG	BLOCKING
BM	BEAM
BNCH	BENCH
BOB	BOTTOM OF BEAM
BOF	BOTTOM OF FOOTING
BOS	BOTTOM OF SLAB
BOT	BOTTOM
BPW	BED PAN WASHER
BR	BUMPER RAIL
BRG	BEARING
BRK	BRICK
BS	BARIUM SINK
BSMT	BASEMENT
BW	BOTH WAYS

C

CA	COMPRESSED AIR
CAB	CABINET
CAF	COMPUTER ACCESS FLOORING
CASS	CASSETTE
CD	CARD DEVICE
CEM	CEMENT
CG	CORNER GAURD
CH RACK	CHART RACK
CHKD PL	CHECKERED PLATE
CI	CAST IRON
CJ	CONSTRUCTION JOINT
CJ	CONTROL JOINT
CL	CENTER LINE
CL UTIL	CLEAN UTILITY
CLG	CEILING
CLO	CLOSET
CIP	CAST IN PLACE
CLR	CLEAR
CM	CONSTRUCTION MANAGER
CMS	COMBINATION MIRROR SHELF
CMU	CONCRETE MASONRY UNIT
CNTR	COUNTER
CO	CASED OPENING
COL	COLUMN
COMP	COMPOSITION
CONC	CONCRETE
CONFER	CONFERENCE
CONN	CONNECTION
CONST	CONSTRUCTION
CONST JT	CONSTRUCTION JOINT
CONT	CONTINUOUS
CORK TKBD	CORK TACKBOARD
CORR	CORRIDOR
CPT	CARPET
CPT T	CARPET TILE
CR	CRASH RAIL
CRB	CRUTCH BRACKET
CRS	COURSE (BRICK OR BLOCK)
CS	CUP SINK
CSK	COUNTERSUNK
CSWK	CASEWORK
CT	CERAMIC TILE
CTR	CENTER
CTRK	CURTAIN TRACK
CUB C	CUBICAL CURTAIN
CW	COLD WATER
CWG	CLEAR WIRE GLASS
CWT	CERAMIC WALL TILE

D

D BD	DRAIN BOARD
D RM	DRESSING ROOM
D TRK	DRAPERY TRACK
D WT	DUMB WAITER
DBL	DOUBLE
DEM	DEMOLITION
DET	DETAIL
DF	DRINKING FOUNTAIN
DIA	DIAMETER
DIAG	DIAGONAL
DIFF	DIFFUSER
DIM	DIMENSION
DISP	DISPENSOR
DKRM	DARKROOM
DMPF	DAMPPROOFING
DN	DOWN
DO	DOOR OPENING
DP	DOOR PROTECTION
DR	DOCTOR
DRAP	DRAPERY
DRS DIC	DOCTOR'S DICTATING
DRW	DRAWER
DRWG	DRAWING
DS	DOWNSPOUT
DTL	DETAIL
DV CAB	DOUBLE VIEW CABINET
DW	DISHWASHER
DWG	DRAWING
DWL	DOWEL

E

E	EAST
EA	EACH
EEG	ELECTROENCEPHALOGRAPHY
EH	ELECTRIC HOLD
EIFS PM	EXTERIOR INSULATION FINISH SYSTEM POLYMER MODIFIED
EKG	ELECTROCARDIOGRAPHY
EL	ELEVATION
ELEC	ELECTRICAL
ELEV	ELEVATION
ELEV	ELEVATOR
EMER	EMERGENCY
EMG	ELECTROMYOGRAPHY
EP	ELECTRICAL PANELBOARD
EPXY	EPOXY
EQ	EQUAL
EQUIP	EQUIPMENT
ETBR	EXISTING TO BE REMOVED
ETR	EXISTING TO REMAIN
EWC	ELECTRIC WATER COOLER
EX	EXISTING
EXH	EXHAUST
EXP JT	EXPANSION JOINT
EXPD	EXPOSED
EXT	EXTERIOR

F

FA	FIRE ALARM
FAB	FABRIC
FAB TKBD	FABRIC TACKBOARD
FD	FLOOR DRAIN
FDN	FOUNDATION
FEM	FEMALE
FFL	FINISH FLOOR LINE
FGL	FIBERGLASS
FHMS	FLAT HEAD METAL SCREW
FHWS	FLAT HEAD WOOD SCREW
FIN	FINISH
FLASH	FLASHING
FLDG	FOLDING
FLR	FLOOR(ING)
FLUOR	FLUORENSCENT
FMCD	FRAME MOUNTED CARD DEVICE
FP	FIREPROOF(ING)
FR	FLOOR RECEPTOR
FRGWB	FIBER-REINFORCED GYPSUM WALLBOARD
FRSS	FLUSHING RIM SERVICE SINK
FS	FASCIA SUMP
FSTNR	FASTENER
FT	FOOT (FEET)
FTD	FACIAL TISSUE DISPENSER
FTG	FOOTING
FURR	FURRING
FUT	FUTURE
FWC	FABRIC WALL COVERING
FXC	FIRE EXTINGUISHER CABINET
FXTR	FIXTURE

G

G	GAS
GA	GAGE (GAUGE)
GALV	GALVANIZED
GB	GRAB BAR
GB SA	GRAB BAR SWING AWAY
GDR	GUARD RAIL
GFRC	GLASS FIBER REINFORCED CONCRETE
GFRGPS	GLASS FIBER REINFORCED GYPSUM POLYMER SHAPES
GL	GLASS
GLV DISP	GLOVE DISPENSER
GR	GRADE
GR C	GROUT COLOR
GRAN	GRANITE
GRTG	GRATING
GT	GLAZED TILE
GWB	GYPSUM WALL BOARD

H

H	HYDROGEN
H BD	HARDBOARD
H PT	HIGH POINT
H/C	HANDICAPPED
HB	HOSE BIB
HC	HOLLOW CORE
HD	HAND DRYER
HDW	HARDWARE
HDWD	HARDWOOD
HGR	HANGER
HGT	HEIGHT
HK	HOOK(S)
HMF	HOLLOW METAL FRAME
HNDRL	HANDRAIL
HORIZ	HORIZONTAL
HR	HOUR
HSTWY	HOISTWAY
HVAC	HEAT/VENTILATING/AIR CONDITIONG
HW	HOT WATER

I

IB	INTEGRAL BASE
ID	INSIDE DIAMETER
INCAND	INCANDESCENT
INCL	INCLUDE
INCUB	INCUBATOR
INFO	INFORMATION
INST	INSTRUMENT
INSTL	INSTALLATION
INSUL	INSULATION
INT	INTERIOR
INTER	INTERMEDIATE
INV	INVERT
IV TRK	INTRAVENOUS TRACK

J

JC	JANITOR'S CLOSET
JST	JOIST
JT	JOINT

K

KD	KNOCK DOWN
KIT	KITCHEN
KO	KNOCK-OUT
KOP	KNOCK-OUT PANEL
KP	KEYPAD DEVICE

L

L PT	LOW POINT
LAB	LABORATORY
LAD	LADDER
LAM	LAMINATE(D)
LAU	LAUNDRY
LAV	LAVATORY
LB	LAG BOLT
LB	POUND(S)
LBL	LABEL
LCC	LEAD COATED COPPER
LDG	LANDING
LINAC	LINEAR ACCELLERATOR
LINO	LINOLEUM
LKRS	LOCKERS
LL	LIVE LOAD
LLH	LONG LEG HORIZONTAL
LLV	LONG LEG VERTICAL
LMS	LIMESTONE
LP	LAMINATED PLASTIC
LPS	LIGHT PROOF SHADE
LPSG	LIGHT PROOF SPEAK GRILLE
LRG	LARGE
LT	LIGHT(ING)
LTWT	LIGHTWEIGHT
LVR	LOUVER
LVW	LEAD VIEW WINDOW
LGTH	LENGTH

M

M	METER
MACH	MACHINE
MAINT	MAINTENANCE
MATL	MATERIAL
MAX	MAXIMUM
MB	MACHINE BOLT
MBL	MARBLE
MC	MEDICINE CABINET
MCG	METAL CORNER GUARD
MECH	MECHANICAL
MED	MEDIUM
MEMB	MEMBRANE
MEZZ	MEZZANINE
MFCW	METAL FRAMED CURTAIN WALL
MFR	MANUFACTURER
MH	MANHOLE
MIN	MINIMUM
MIR	MIRROR
MISC	MISCELLANEOUS
MLDG	MOULDING
MM	MILLIMETER
MO	MASONRY OPENING
MR	MOP RACK
MSR	MOP SERVICE RECEPTOR
MT	METAL THRESHOLD
MTD	MOUNTED
MTL	METAL
MTL ES	METAL EDGE SUPPORT
MULL	MULLION
MWK	MILLWORK

N

NC	NURSES CALL
N	NORTH
N	NITROGEN
N2O	NITROUS OXIDE
NA	NOT APPLICABLE
NAT	NATURAL
NIC	NOT IN CONTRACT
NOM	NOMINAL
NOS	NOSING
NRC	NOISE REDUCTION COEFFICIENT
NS	NON-SLIP
NSCT	NON-SLIP CERAMIC TILE
NTS	NOT TO SCALE

O

O	OXYGEN
OA	OVERALL
OAVS	OXYGEN, AIR, VACUUM, SLIDE
OBS	OBSCURE
OC	ON CENTER
OD	OUTSIDE DIAMETER
OF	OUTSIDE FACE
OFCI	OWNER FURNISHED, CONTRACTOR INSTALLED
OFF	OFFICE
OFI	OWNER FURNISHED & INSTALLED
OH	OVERHEAD
OHS	OVAL HEAD SCREW
OPG	OPENING
OPP	OPPOSITE
OR	OPERATING ROOM
ORN	ORNAMENTAL

P

P BD	PEGBOARD
P BD	PARTICAL BOARD
P BX	PASS BOX
P TUBE (STA)	PNEUMATIC TUBE (STATION)
PA	PUBLIC ADDRESS
PASS	PASSAGE
PB	PUSH BUTTON
PC	PRECAST CONCRETE
PC	PIECE(S)
PC CONC	PRECAST CONCRETE
PED	PEDESTAL
PERF	PERFORATED
PERIM	PERIMETER
PERP	PERPENDICULAR
PL	PROPERTY LINE
PLAS	PLASTER
PLBG	PLUMBING
PLT	PLATE
PLYWD	PLYWOOD
PM	PATCH AND MATCH
PORC T	PORCELAIN TILE
PP	PUSH PLATE
PREP	PREPARATION
PRL	PARALLEL
PRTN	PARTITION
PT	POINT
PT DISP	PAPER TOWEL DISPENSER
PTD	PAINTED
PTDR	PAPER TOWEL DISPENSER/RECEPTACLE
PUB	PUBLIC
PVC	POLYVINYL CHLORIDE
PVG	PAVING
PVMT	PAVEMENT
PWC	PLASTIC WALL COVERING

Q

QT	QUARRY TILE
QTR	QUARTER
QTY	QUANTITY

R

R	RISERS
RA	RETURN AIR
RAD	RADIUS
RCFS	ROLLING COUNTER FIRE SHUTTER
RCP	REFLECTED CEILING PLAN
RD	ROOF DRAIN
REC	RECESSED
RECEP	RECEPTOR
RECEPT	RECEPTICAL
RECT	RECTANGULAR
RECV	RECEIVING
REF	REFERENCE
REFR	REFRIDGERATOR
REINF	REINFORCING
REL	RELOCATED
REM	REMOVABLE
REQD	REQUIRED
RESIL	RESILIENT
RET	RETURN
REV	REVISE
RFG	ROOFING
RFS	ROOM FINISH SCHEDULE
RGTR	REGISTER
RH	RIGHT HAND
RL	RAIN LEADER
RM	ROOM
RO	ROUGH OPENING
RU	ROLL-UP
RUB	RUBBER

S

S DISP	SOAP DISPENSER
SC	SOLID CORE
SCHED	SCHEDULE
SCN	SCREEN
SCR	SHOWER CURTAIN ROD
SD	STORM DRAIN
SECT	SECTION
SERV	SERVICE
SF	SQUARE FOOT (FEET)
SGFT	STRUCTURAL GLAZED FACING TILE
SGL	SINGLE
SH	SHELF
SH P	SHELF AND POLE
SHLVG	SHELVING
SHT	SHEET
SHT V	SHEET VINYL
SHTG	SHEATHING
SHWR	SHOWER
SIM	SIMILAR
SK	SINK
SKL	SKYLIGHT
SND	SANITARY NAPKIN DISPENSER
SNF	SKILLED NURSING FACILITY
SNR	SANITARY NAPKIN RECEPTACLE
SPKR	SPEAKER
SQ	SQUARE
SS	SERVICE SINK
SSM	SOLID SURFACE MATERIAL
ST	STREET
ST ST	STAINLESS STEEL
STA	STATION
STC	SOUND TRANSMISSION COEFFICIENT
STD	STANDARD
STER	STERILIZER
STG	SEATING
STL	STEEL
STOR	STORAGE
STRUCT	STRUCTURAL
SUSP	SUSPENSION
SW	SWITCH
SYS	SYSTEM

T

T	TREAD
T DR	TRENCH DRAIN
TB	TOWEL BAR
TBBD	TILE BACKER BOARD
TEL	TELEPHONE
TERR	TERRAZZO
TG	TONGUE AND GROOVE
THD	THREAD(ED)
THK	THICK
THRES	THRESHOLD
THRESH	THRESHOLD
TK BD	TACKBOARD
TM	TELEMETRY MONITOR
TOC	TOP OF CONCRETE
TOC	TOP OF CURB
TOF	TOP OF FOOTING
TOIL	TOILET
TOM	TOP OF MASONRY
TOS	TOP OF STEEL
TOW	TOP OF WALL
TP	TOILET PARTITION
TTD	TOILET TISSUE DISPENSER
TV	TELEVISION
TYP	TYPICAL

U

U	URINAL
UC	UNDERCOUNTER
UCT	UNDERCUT
UG	UNDERGROUND
UNF	UNFINISHED
UON	UNLESS OTHERWISE NOTED
UTIL	UTILITY

V

V	VACUUM
VAT	VINYL ASBESTOS TILE
VB	VAPOR BARRIER
VBB	VINYL BED BUMPER
VBR	VINYL BUMPER RAIL
VBWF	VINYL BONDED WOOD FLOORING
VC	VIEW CABINET (X-RAY)
VCG	VINYL CORNER GUARD
VCR	VINYL CHAIR RAIL
VCT	VINYL COMPOSITION TILE
VERT	VERTICAL
VEST	VESTIBULE
VF	VINYL FABRIC
VHR	VINYL HAND RAIL
VI	VIBRATION ISOLATOR
VIF	VERIFY IN FIELD
VIN	VINYL
VINCR	VINYL CHAIR RAIL
VOL	VOLUME
VTR	VENT THROUGH ROOF
VT	VINYL TILE
VW	VIEW WINDOW
VWC	VINYL WALL COVERING

W

W	WEST
W DISP	WAIST DISPOSAL
W PT	WORKING POINT
W/	WITH
W/C	WHEELCHAIR
W/C EWC	WHEELCHAIR ELECTRIC WATER COOLER
W/C LAV	WHEELCHAIR LAVATORY
W/C STOR	WHEELCHAIR STORAGE
W/C TOIL	WHEELCHAIR TOILET
W/O	WITHOUT
WARD	WARDROBE
WBR	WOOD BUMPER RAIL
WCAB	WALL CABINET
WCR	WALL CHAIR RAIL
WD	WOOD
WH	WALL HUNG
WHR	WALL HAND RAIL
WHT BD	WHITEBOARD
WI	WROUGHT IRON
WID	WIDTH
WM	WIRE MESH
WO	WINDOW OPENING
WOM	WALK OFF MAT
WP	WATERPROOFING
WS	WEATHER STRIP
WSCT	WAINSCOT
WT	WOOD TRIM
WU	WINDOW UNIT
WWF	WELDED WIRE FRABIC

GENERAL NOTES

GENERAL NOTES FOR REMOVAL:

1. VERIFY ALL EXISTING CONDITIONS IN THE FIELD.
2. ALL ITEMS SHOWN DASHED TO BE REMOVED.
3. WHERE EXISTING CONSTRUCTION IS INDICATED TO BE REPLACED, IT IS THE INTENT TO REMOVE THE EXISTING CONSTRUCTION IN ITS ENTIRETY AND REPLACE IT WITH NEW CONSTRUCTION AS INDICATED ON THE DRAWINGS.
4. REMOVE EXISTING CEILINGS IN AREAS WHERE NEW CEILINGS ARE INDICATED. REMOVE, RELOCATE AND REINSTALL EXISTING FIXTURES INDICATED TO REMAIN, TO SUIT NEW CEILING HEIGHTS.
5. ALL EXISTING MECHANICAL AND ELECTRICAL WORK IN EXISTING PARTITIONS, EXTERIOR WALLS, FLOORS, OR CEILINGS THAT INTERFERE WITH WORK SHALL BE RELOCATED, ADJUSTED OR REPLACED TO SUIT NEW CONDITIONS.
6. ALL OPENINGS IN WALLS AND SLABS REMAINING AFTER DEMOLITION WORK HAS BEEN COMPLETED SHALL BE FILLED WITH CONSTRUCTION IDENTICAL TO ADJOINING SURFACES. VERIFY ALL EXISTING CONDITIONS IN THE FIELD.
7. REMOVE ALL EXISTING VINYL WALL COVERING ON WALLS INDICATED AND PREPARE TO RECEIVE NEW FINISHES.
8. REMOVE ALL CASEWORK, SUPPORTS, EQUIPMENT, PLUMBING FIXTURES, FITTINGS, AND ELECTRICAL FIXTURES IN THEIR ENTIRETY. PREPARE SURFACES FOR NEW AS REQUIRED. REFER TO ROOM FINISH SCHEDULE AND TO MEP DRAWINGS FOR ADDITIONAL INFORMATION.
9. REMOVE ALL WALL MOUNTED FIXTURES AND DOME LIGHTS, WALL MOUNTED CLOCKS AND OTHER EQUIPMENT AND ALL MEDICAL GAS COLUMNS, TYP. AT ALL PATIENT ROOMS. REFER TO ROOM FINISH SCHEDULE AND TO MEP DRAWINGS FOR ADDITIONAL INFORMATION.
10. REMOVE ALL EXISTING ABANDONED CEILING GRID LOCATED ABOVE PRESENT CEILINGS/SUSPENSION SYSTEMS.
11. REMOVE ALL ABANDONED ELECTRICAL, TELEPHONE AND JUNCTION BOXES, OUTLETS OR CONDUITS FROM EXISTING WALL. PATCH AND MATCH WALL OPENINGS.
12. REFER TO ROOM FINISH SCHEDULE FOR ADDITIONAL INFORMATION.

GENERAL CONSTRUCTION NOTES:

1. ALL INTERIOR PARTITIONS SHALL BE TYPE A UNLESS OTHERWISE NOTED.
2. ALL INTERIOR CORRIDOR PARTITIONS SHALL BE TYPE C UNLESS OTHERWISE NOTED.
3. ALL DIMENSIONS ARE TO CENTERLINE OF PARTITION OR FACE OF CMU UNLESS OTHERWISE NOTED.
4. ALL PIPES, DUCTS, ETC., IN FINISHED AREAS SHALL BE FURRED IN UNLESS OTHERWISE NOTED.
5. ALL BUILDING COMPONENTS IN EXISTING BUILDING DISTURBED BY THE WORK SHALL BE RESTORED AND REFINISHED ACCORDING TO FINISH SCHEDULE.
6. CEILING HEIGHTS SHALL BE AS SCHEDULED. ADJUSTMENTS IN CEILING HEIGHTS CAN ONLY BE MADE WITH THE WRITTEN APPROVAL OF THE ARCHITECT.
7. EXISTING FINISHES INDICATED ARE INTENDED TO BE AN AID TO THE CONTRACTOR. EXISTING CONDITIONS AND FINISHES SHALL BE VERIFIED BY THE CONTRACTOR AT THE SITE.
8. IN EXISTING AREAS WHERE NEW CEILINGS ARE INDICATED, EXISTING CEILINGS SHALL BE REMOVED. ELECTRICAL FIXTURES, H&V REGISTERS, CURTAIN TRACKS, ETC., SHALL BE REMOVED, REPLACED OR RELOCATED AS REQUIRED BY THE CONTRACT DOCUMENTS AND TO SUIT THE NEW CONDITIONS.
9. ALL EXISTING MECHANICAL, ELECTRICAL WORK IN EXISTING PARTITIONS, EXTERIOR WALLS, FLOORS OR CEILINGS THAT INTERFERE WITH THE WORK SHALL BE RELOCATED, ADJUSTED OR REPLACES TO SUIT NEW CONDITIONS.
10. WHERE ELECTRICAL PANEL BOXES OCCUR, PARTITIONS SHALL BE OF SUCH THICKNESS TO ACCOMMODATE THE PANEL BOX. CHECK ELECTRICAL DRAWINGS.
11. WHERE EXISTING CONSTRUCTION IS INDICATED TO BE REPLACED, IT IS THE INTENT TO REMOVE THE EXISTING CONSTRUCTION IN ITS ENTIRETY AND REPLACE IT WITH NEW CONSTRUCTION AS INDICATED ON THE DRAWINGS.
12. FIRE RATED AND SMOKE PARTITIONS SHALL BE CONTINUOUS ABOVE THE CEILING SO AS TO PROVIDE A POSITIVE BARRIER ABOVE THE CEILING. BOTH SIDES OF STUD PARTITION ABOVE THE CEILING SHALL BE FINISHED EXCEPT FOR DECORATIVE FINISHES.
13. PATCH AND MATCH (P.M.) INDICATES THAT EXISTING FINISH SHALL BE REPAIRED TO MATCH ADJACENT FINISH.
14. ALL CONCRETE SLABS SHALL BE PATCHED AND LEVELED AS REQUIRED TO MATCH EXISTING SLAB.
15. ALL OPENINGS IN WALLS AND SLABS REMAINING AFTER DEMOLITION WORK HAS BEEN COMPLETED SHALL BE FILLED WITH CONSTRUCTION IDENTICAL TO ADJOINING SURFACES
16. MAINTAIN FLOOR SLAB FIRE RESISTIVE RATING WHERE ITEMS SUCH AS FLOOR BOXES, CORES, ETC., ARE BUILT IN TO THE FLOOR.

GENERAL REFLECTED CEILING PLAN NOTES:

1. CEILING HEIGHTS SHALL BE AS INDICATED ON THE RCP. ADJUSTMENTS IN CEILING HEIGHTS CAN ONLY BE MADE WITH THE WRITTEN APPROVAL OF THE ARCHITECT.
2. IN EXISTING AREAS WHERE NEW CEILINGS ARE INDICATED, EXISTING CEILINGS SHALL BE REMOVED. ELECTRICAL FIXTURES, H&V REGISTERS, CURTAIN TRACKS, ETC., SHALL BE REMOVED, REPLACED OR RELOCATED AS REQUIRED BY THE CONTRACT DOCUMENTS AND TO SUIT THE NEW CONDITIONS.
3. ALL CEILING TILES ARE ACT (ACOUSTICAL CEILING) TILES UNLESS OTHERWISE NOTED.
4. ALL GWB SOFFITS ARE TO BE 7'-2" A.F.F. UNLESS NOTED OTHERWISE.
5. ALL ACT CEILINGS ARE TO BE 8'-0" A.F.F. UNLESS NOTED OTHERWISE.
6. ALL ACT CEILINGS ARE TO BE CENTERED IN THE ROOMS (TYPICAL) UNLESS NOTED OTHERWISE.

MATERIALS LEGEND (NEW CONSTRUCTION)

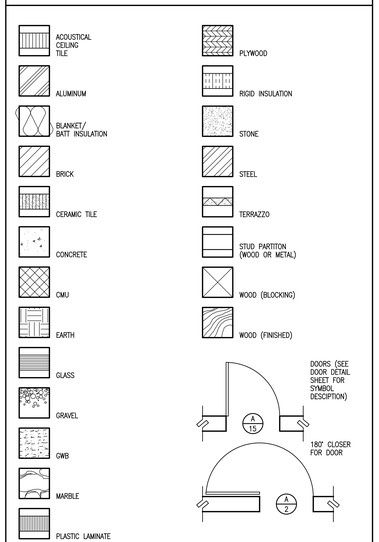

SYMBOLS LEGEND

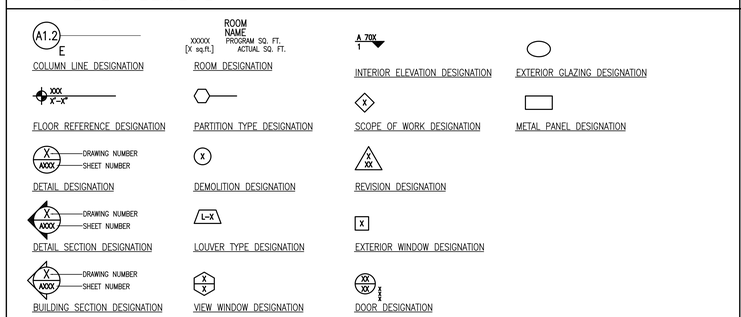

MATERIALS LEGEND (EXISTING CONSTRUCTION)

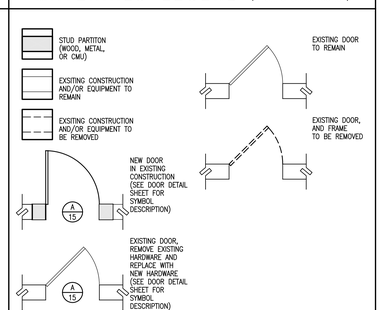

APPLICABLE CODES

EDITION	TITLE
2000	NFPA 101 Life Safety Code
2000	HHA Guidelines
1999	BOCA National Building Code
1993	BOCA National Mechanical Code
	City of Portland, Code of Ordinances Section 6.1, Building & Building Regulations Chapter 6, Rev. 12-1-00: Article II. Building Code; Article III. Electrical Code; Article IV. Mechanical Code
	City of Portland, Code of Ordinances Section 14-1, Land Use Chapter 14, Rev. 2-21-01
	Maine State Energy Efficiency Building Performance Standards
	Maine Plumbing Code
1996	NFPA 54
1991	ADA Accessibility Guidelines
1996	Elevator Code ANSI/ASME A17.1
1999	National Electrical Code

General Notes:

MARK	ISSUE DATE	DESCRIPTION
PERMIT	09/24/04	PERMIT SET – NOT FOR CONSTRUCTION

FOR PERMIT ONLY - NOT FOR CONSTRUCTION

Issue Log

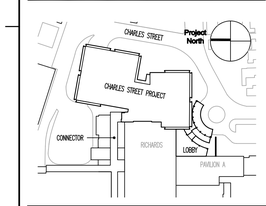

Key Plan

TRO
Architecture Planning Engineering Interior Design
The Ritchie Organization
80 Bridge Street
Newton, MA 02465-1134
617-969-9400

Maine Medical Center
Charles Street Project
Portland, Maine MMC Project No. 21841

Drawing Title
ABBREVIATIONS, LEGENDS AND GENERAL NOTES

Commission No.	4673	Date Issued	
Scale	AS NOTED	Sheet Number	
Drawn By	JJV		G002
Approved By	TML		
Filename \pkg b\...\46736002.dwg			

Copyright © 2004 The Ritchie Organization