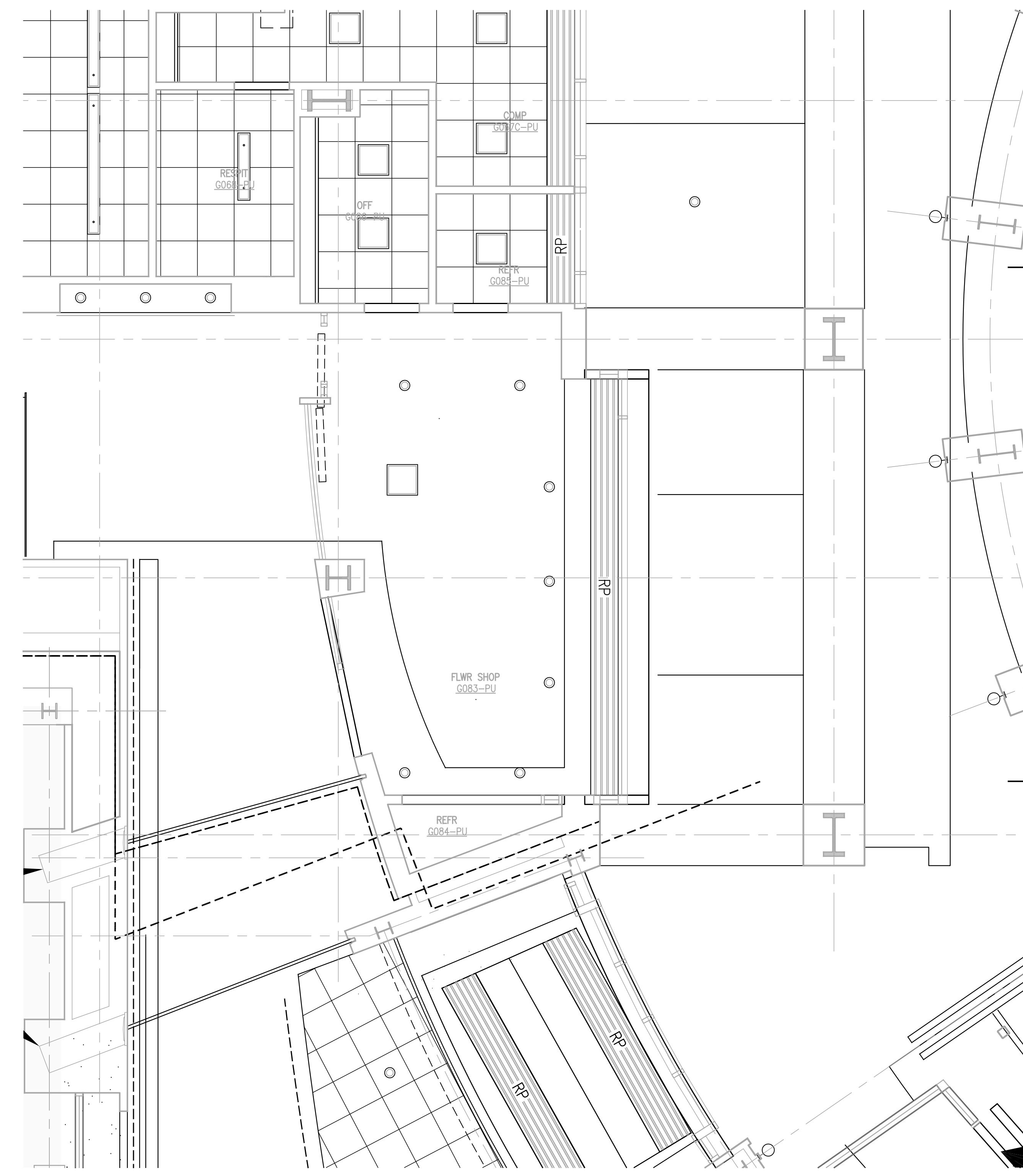


**A1** ENLARGED REFLECTED CEILING PLAN  
GROUND FLOOR SECTOR 3 - CONCOURSE  
SCALE: 1/4" = 1'-0"

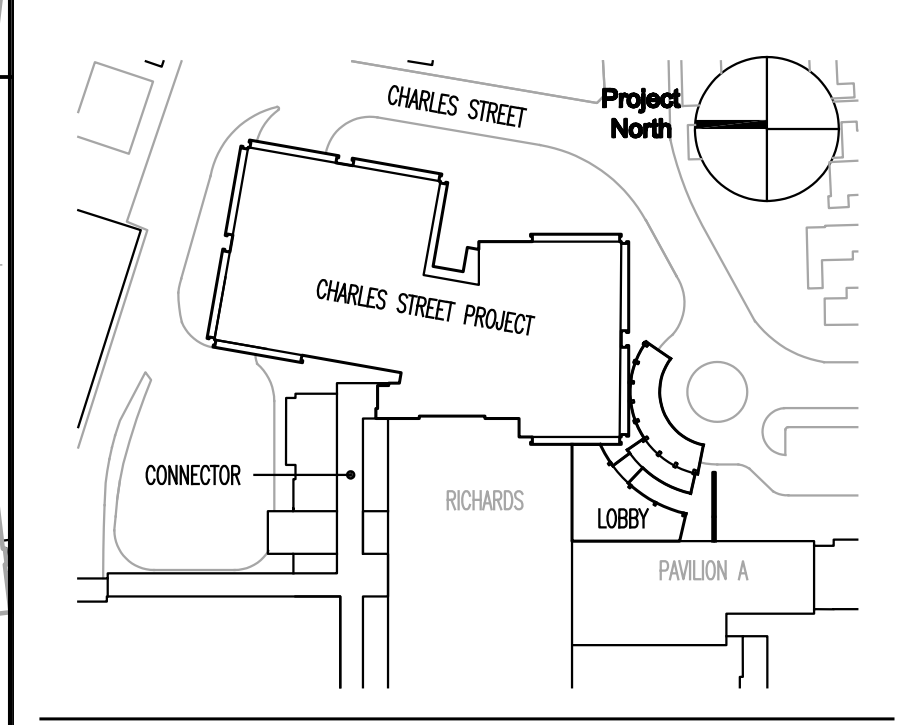


**General Notes:**  
 1. ALL CEILING HEIGHTS SHALL BE 8'-0" UNLESS OTHERWISE NOTED  
 2. ALL SOFFIT HEIGHTS SHALL BE 7'-2" UNLESS OTHERWISE NOTED  
 3. ALL CEILING GRIDS ARE CENTERED IN ROOMS UNLESS NOTED OTHERWISE.  
 4. ABBREVIATION "FT." DEFINES THE USE OF A FULL TILE

**REFLECTED CEILING LEGEND**  
 -SEE REFLECTED CEILING PLAN FOR CEILING HEIGHTS.

	2'x4' RECESSED FLUORESCENT LIGHT		EXIT SIGN
	2'x2' RECESSED FLUORESCENT LIGHT		SPEAKER
	RECESSED PROCEDURE LIGHT FIXTURE		NURSE CALL
	RECESSED 1'x4' FLUORESCENT LIGHT		FIRE ALARM/HORN
	DOWN LIGHT		SMOKE DETECTOR
	SURFACE MOUNTED STRIP LIGHT		HEAT DETECTOR
	DOWN LIGHT (WALL WASHER)		EMERGENCY LIGHTING
	PENDANT LIGHT FIXTURE		SPRINKLER
	PENDANT LIGHT		CEILING MOUNTED PROCEDURE/SURGICAL FIXTURE
	SURFACE MOUNTED FIXTURE		WALL VALANCE
	WALL SCONCE		SURFACE MOUNTED 2'x4' FLUORESCENT LIGHT
	TRACK LIGHTING		SURFACE MOUNTED 2'x2' FLUORESCENT LIGHT
	COVE LIGHT FIXTURE		SURFACE MOUNTED 1'x4' FLUORESCENT LIGHT
	PERIMETER SLOT LIGHT		
	WALL SURFACE MOUNTED FIXTURE		
	CEILING HEIGHT SYMBOL		
	2'x2' ACOUSTIC TILE		2'x4' ACOUSTIC TILE
	GYPSON WALLBOARD CEILING OR SOFFIT		
	2'x2' WOOD VENEER CEILING TILE		
	METAL PANEL (MP-X)		
	METAL PANEL (MP-Y)		
	PERFORATED ACOUSTIC METAL CEILING		
	MECHANICAL SUPPLY DIFFUSER		
	MECHANICAL RETURN REGISTER		
	MECHANICAL EXHAUST		
	RADIANT HEAT PANEL		
	MECHANICAL LINEAR DIFFUSER/RETURN		
	ACCESS PANEL		
	CURTAIN TRACK		
	N TRACK		

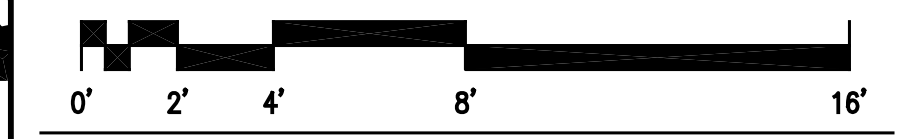
MARK	ISSUE DATE	DESCRIPTION
<b>FOR PERMIT ONLY NOT FOR CONSTRUCTION</b>		
PERMIT	09/24/04	PERMIT SET - NOT FOR CONSTRUCTION
Issue Log		



**TRO**  
 ARCHITECTURE  
 PLANNING  
 ENGINEERING  
 INTERIOR DESIGN  
 The Ritchie Organization  
 80 Bridge Street  
 Newton, MA 02459-1194  
 617-552-8900

**Maine Medical Center**  
 Charles Street Project  
 Portland, Maine MMC Project No. 21841

Drawing Title  
**ENLARGED GROUND FLOOR REFLECTED CEILING PLAN SECTOR 3**



Commission No.	4673	Date Issued	
Scale	1/4" = 1'-0"	Sheet Number	
Drawn By	JW	Approved By	TML
File Name	4673A30G.3.dwg	Project	A30G.3
Copyright	© 2004		The Ritchie Organization

**F5** ENLARGED REFLECTED CEILING PLAN  
GROUND FLOOR SECTOR 3 - CONCOURSE  
SCALE: 1/4" = 1'-0"