

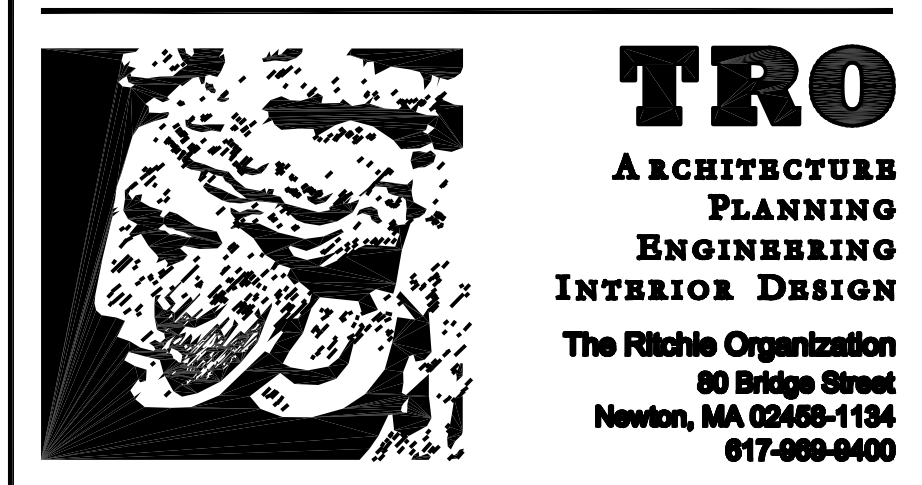
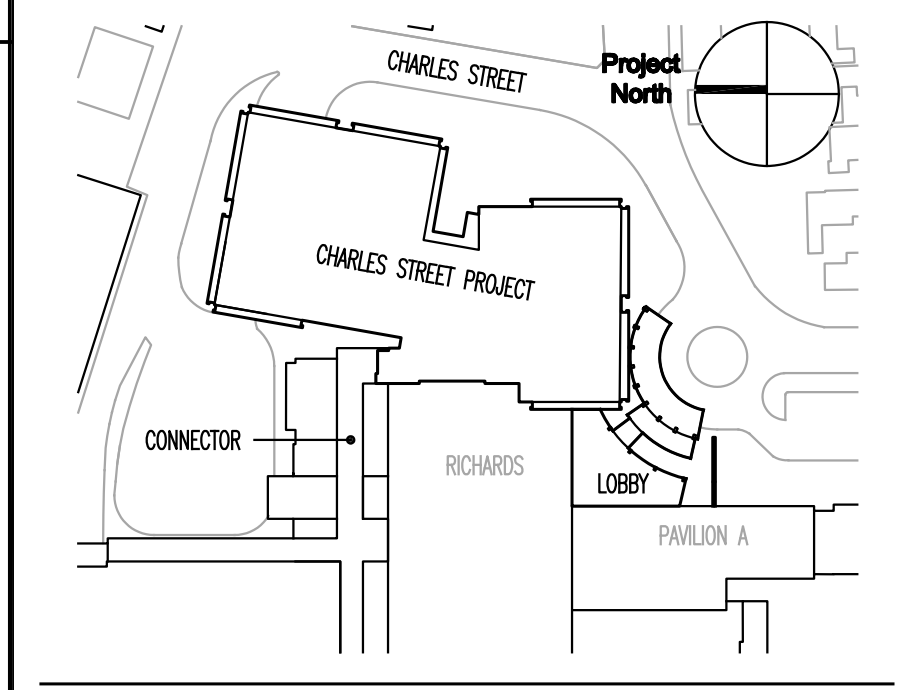
General Notes:
 1. ALL CEILING HEIGHTS SHALL BE 8'-0" UNLESS OTHERWISE NOTED
 2. ALL SOFFIT HEIGHTS SHALL BE 7'-2" UNLESS OTHERWISE NOTED
 3. ALL CEILING GRIDS ARE CENTERED IN ROOMS UNLESS NOTED OTHERWISE
 4. ABBREVIATION \perp FT. \perp DEFINES THE USE OF A FULL TILE

REFLECTED CEILING LEGEND
 -SEE REFLECTED CEILING PLAN FOR CEILING HEIGHTS.

- RECESSED 2'x4' FLUORESCENT LIGHT
- RECESSED 2'x2' FLUORESCENT LIGHT
- RECESSED PROCEDURE LIGHT FIXTURE
- RECESSED 1'x4' FLUORESCENT LIGHT
- DOWN LIGHT
- SURFACE MOUNTED STRIP LIGHT
- DOWN LIGHT (WALL WASHER)
- PENDANT LIGHT FIXTURE
- PENDANT LIGHT
- SURFACE MOUNTED FIXTURE
- WALL SCONCE
- TRACK LIGHTING
- COVE LIGHT FIXTURE
- PERIMETER SLOT LIGHT
- WALL SURFACE MOUNTED FIXTURE
- CEILING HEIGHT SYMBOL
- 2'x2' ACOUSTIC TILE
- GYPSUM WALLBOARD CEILING OR SOFFIT
- 2'x2' WOOD VENEER CEILING TILE
- METAL PANEL (MP-X)
- METAL PANEL (MP-Y)
- PERFORATED ACOUSTIC METAL CEILING
- MECHANICAL SUPPLY DIFFUSER
- MECHANICAL RETURN REGISTER
- MECHANICAL EXHAUST
- RADIANT HEAT PANEL
- MECHANICAL LINEAR DIFFUSER/RETURN
- ACCESS PANEL
- CURTAIN TRACK
- N TRACK
- EXIT SIGN
- SPEAKER
- NURSE CALL
- FIRE ALARM/HORN
- SMOKE DETECTOR
- HEAT DETECTOR
- EMERGENCY LIGHTING
- SPRINKLER
- CEILING MOUNTED PROCEDURE/SURGICAL FIXTURE
- WALL VALANCE
- SURFACE MOUNTED 2'x4' FLUORESCENT LIGHT
- SURFACE MOUNTED 2'x2' FLUORESCENT LIGHT
- SURFACE MOUNTED 1'x4' FLUORESCENT LIGHT

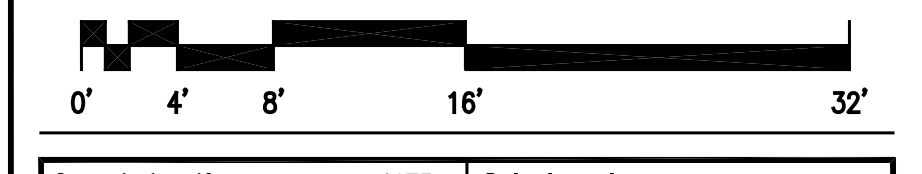
**FOR PERMIT ONLY
 NOT FOR CONSTRUCTION**

PERMIT 09/24/04 PERMIT SET - NOT FOR CONSTRUCTION
 Issue Log



Maine Medical Center
 Charles Street Project
 Portland, Maine MMC Project No. 21841

**ENLARGED GROUND FLOOR
 REFLECTED CEILING PLAN
 SECTOR 2**



Commission No.	4673	Date Issued	
Scale	1/4" = 1'-0"	Sheet Number	A30G.2
Drawn By	JW	Approved By	TML
Filename	4673A30G.2.dwg	Copyright	© 2004 The Ritchie Organization

ENLARGED REFLECTED CEILING PLAN
 GROUND FLOOR SECTOR 2
 SCALE: 1/4" = 1'-0"

