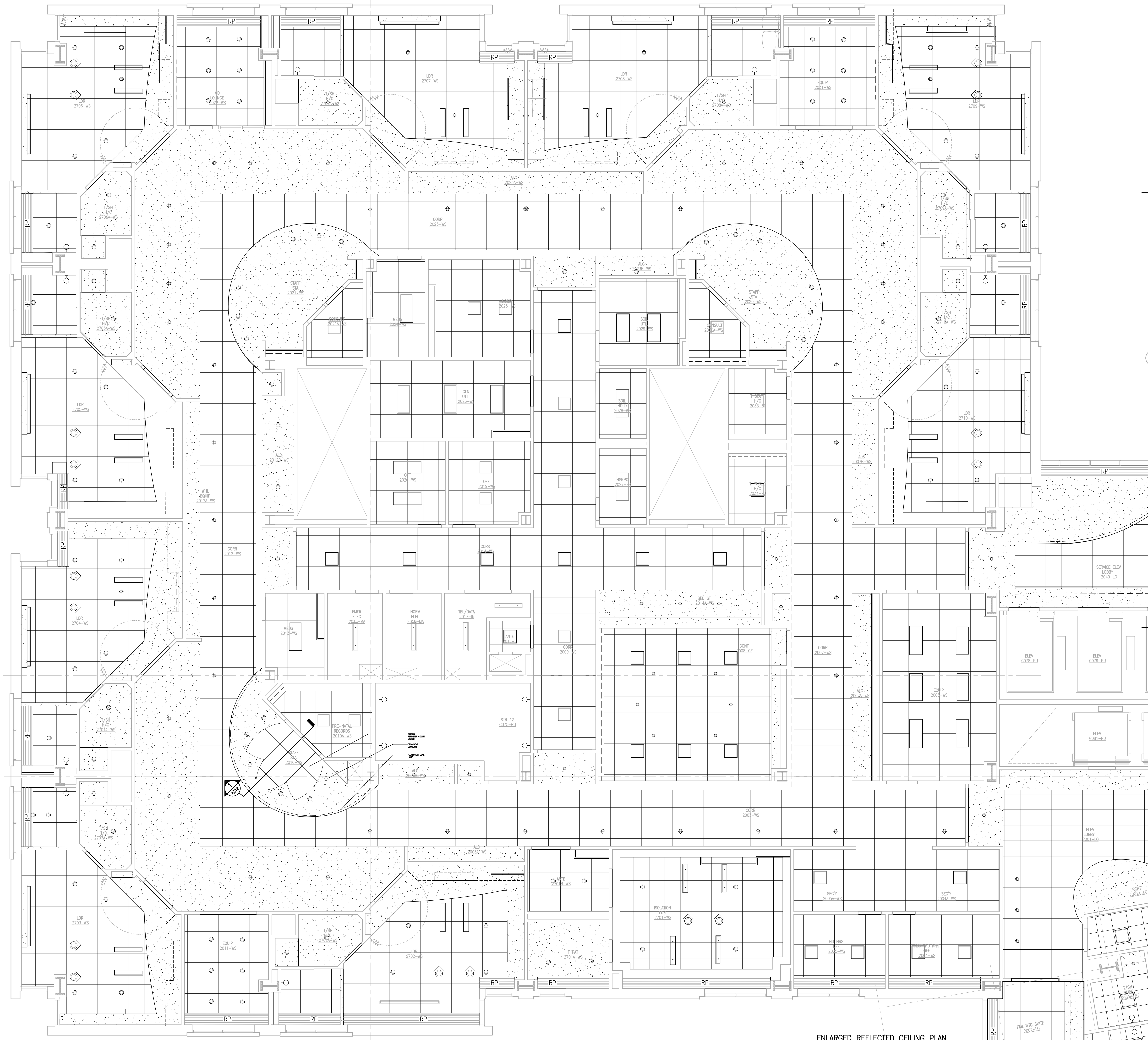


A  
B  
B.4  
C  
C.3  
C.6  
D  
E



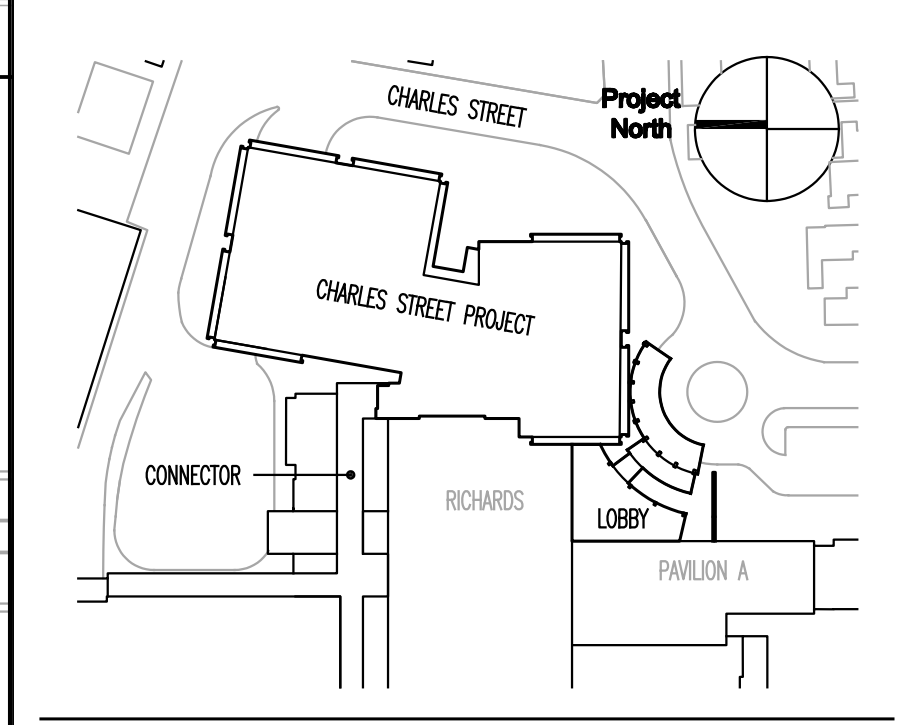
- General Notes:**
1. ALL CEILING HEIGHTS SHALL BE 8'-0" UNLESS OTHERWISE NOTED
  2. ALL SOFFIT HEIGHTS SHALL BE 7'-2" UNLESS OTHERWISE NOTED
  3. ALL CEILING GRIDS ARE CENTERED IN ROOMS UNLESS NOTED OTHERWISE.
  4. ABBREVIATION  $\frac{1}{2}$  FT.  $\frac{1}{2}$  DEFINES THE USE OF A FULL TILE

**REFLECTED CEILING LEGEND**  
-SEE REFLECTED CEILING PLAN FOR CEILING HEIGHTS.

- |  |                                    |  |  |
|--|------------------------------------|--|--|
|  | RECESSED 2'x4' FLUORESCENT LIGHT   |  | EXIT SIGN                                  |
|  | RECESSED 2'x2' FLUORESCENT LIGHT   |  | SPEAKER                                    |
|  | RECESSED PROCEDURE LIGHT FIXTURE   |  | NURSE CALL                                 |
|  | RECESSED 1'x4' FLUORESCENT LIGHT   |  | FIRE ALARM/HORN                            |
|  | DOWN LIGHT                         |  | SMOKE DETECTOR                             |
|  | SURFACE MOUNTED STRIP LIGHT        |  | HEAT DETECTOR                              |
|  | DOWN LIGHT (WALL WASHER)           |  | EMERGENCY LIGHTING                         |
|  | PENDANT LIGHT FIXTURE              |  | SPRINKLER                                  |
|  | PENDANT LIGHT                      |  | CEILING MOUNTED PROCEDURE/SURGICAL FIXTURE |
|  | SURFACE MOUNTED FIXTURE            |  | WALL VALANCE                               |
|  | WALL SCONCE                        |  | SURFACE MOUNTED 2'x4' FLUORESCENT LIGHT    |
|  | TRACK LIGHTING                     |  | SURFACE MOUNTED 2'x2' FLUORESCENT LIGHT    |
|  | COVE LIGHT FIXTURE                 |  | SURFACE MOUNTED 1'x4' FLUORESCENT LIGHT    |
|  | PERIMETER SLOT LIGHT               |  |  |
|  | WALL SURFACE MOUNTED FIXTURE       |  |  |
|  | CEILING HEIGHT SYMBOL              |  |  |
|  | 2'x2' ACOUSTIC TILE                |  | 2'x4' ACOUSTIC TILE                        |
|  | GYPSUM WALLBOARD CEILING OR SOFFIT |  |  |
|  | 2'x2' WOOD VENEER CEILING TILE     |  |  |
|  | METAL PANEL (MP-X)                 |  |  |
|  | PERFORATED ACOUSTIC METAL CEILING  |  |  |
|  | MECHANICAL SUPPLY DIFFUSER         |  |  |
|  | MECHANICAL RETURN REGISTER         |  |  |
|  | MECHANICAL EXHAUST                 |  |  |
|  | RADIANT HEAT PANEL                 |  |  |
|  | MECHANICAL LINEAR DIFFUSER/RETURN  |  |  |
|  | ACCESS PANEL                       |  |  |
|  | CURTAIN TRACK                      |  |  |
|  | N TRACK                            |  |  |

**FOR PERMIT ONLY  
NOT FOR CONSTRUCTION**

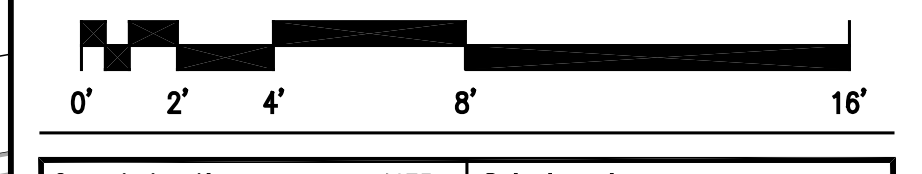
PERMIT 09/24/04 PERMIT SET - NOT FOR CONSTRUCTION  
Issue Log



**TRO**  
ARCHITECTURE  
PLANNING  
ENGINEERING  
INTERIOR DESIGN  
The Ritchie Organization  
80 Bridge Street  
Newton, MA 02459-1194  
617-552-9100

**Maine Medical Center**  
Charles Street Project  
Portland, Maine MMC Project No. 21841

Drawing Title  
**ENLARGED SECOND FLOOR  
REFLECTED CEILING PLAN  
SECTOR 1**



Commission No. 4673 Date Issued  
Scale 1/4" = 1'-0" Sheet Number  
Drawn By JLV  
Approved By TML  
Filename 4673A302.1.dwg  
Copyright © 2004 The Ritchie Organization **A302.1**

ENLARGED REFLECTED CEILING PLAN  
SECOND FLOOR SECTOR 1  
SCALE: 1/4" = 1'-0"