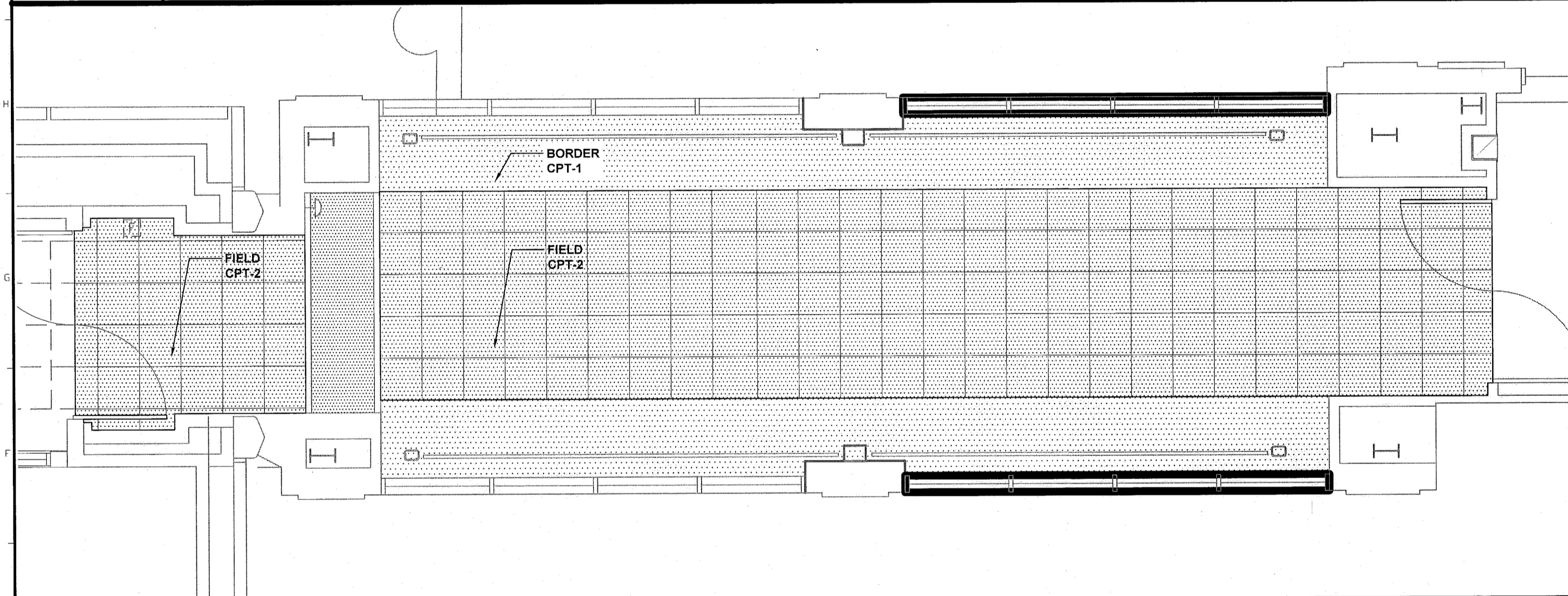


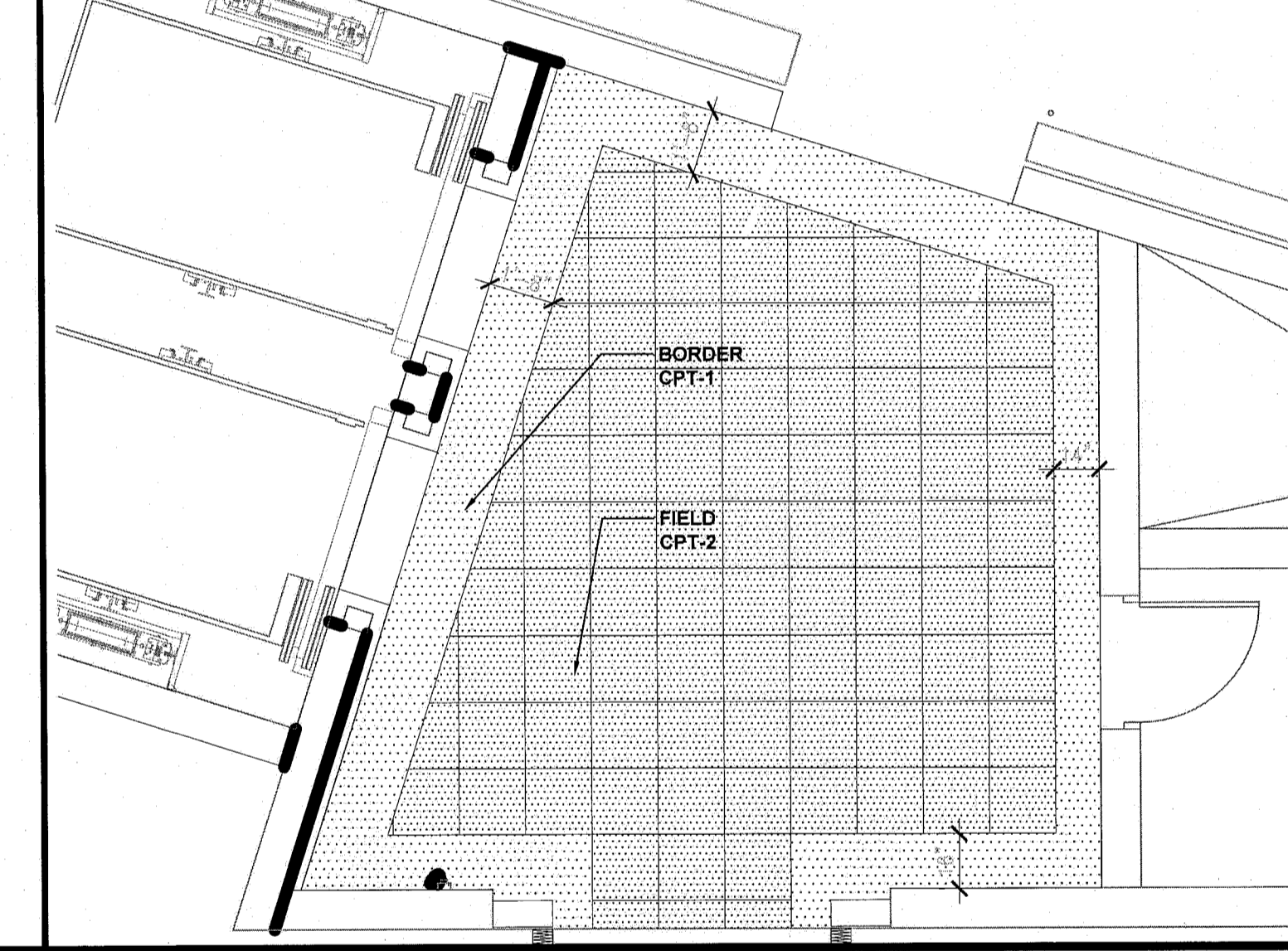
J1 ADD ALTERNATE NUMBER 3 LEVEL 7 – REPLACE WALK OFF MAT

1/4" = 1'-0"



E1 ADD ALTERNATE NUMBER 3 LEVEL 8 – REPLACE WALK OFF MAT AT RAMP

NO SCALE



E12 ADD ALTERNATE NUMBER 2 LEVEL 2


1/4" = 1'-0" REPLACE WALK OFF MAT AT ELEVATOR LOBBY

- GENERAL NOTES:**
1. PROVIDE NEW VINYL BASE AT ALTERNATE NUMBER 2 AND 3.
 2. PROVIDE TRANSITION STRIPS AS REQUIRED.

REV.	DESCRIPTION
---	---
---	---
---	---
---	---

ISSUED FOR CONSTRUCTION
08.03.2011

CURRENT ISSUE STATUS:



DESIGN GROUP COLLABORATIVE
ARCHITECTURE
DESIGN + PLANNING
22 FREE STREET
PORTLAND, MAINE 04101
(207) 699-3300

MAINE MEDICAL CENTER
GILMAN STREET GARAGE
VESTIBULES
PORTLAND, MAINE

DETAILS,
ADD ALTERNATES

SHEET TITLE:	08.03.2011	GRAPHIC SCALE:	0"
DATE:	AS NOTED		
SCALE:	112001	SHEET No.	
PROJECT NO.:	WFA		
DRAWN BY:	WFA		
A/E OF RECORD:	WFA		

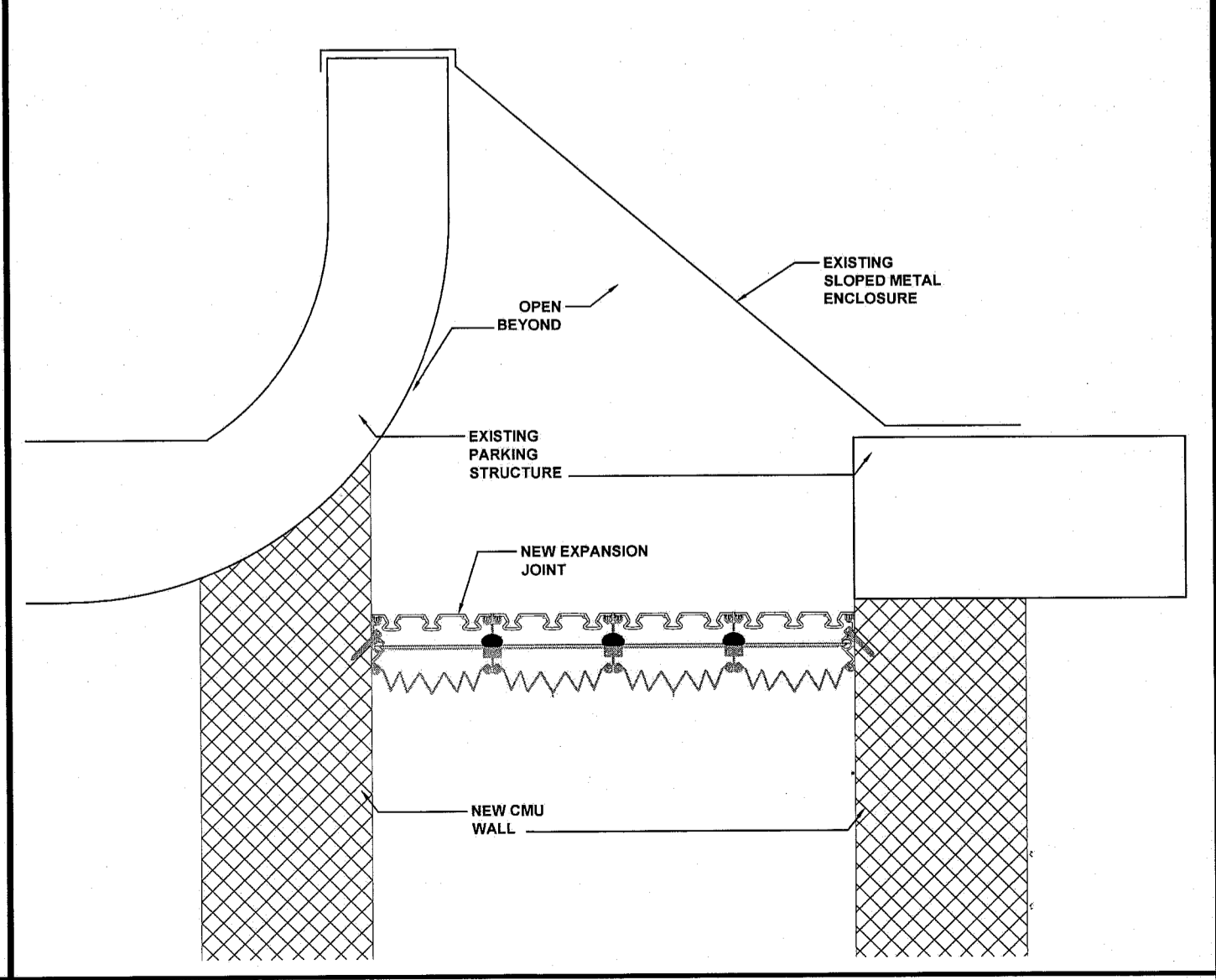
SPECIFICATIONS

DIVISION 7
EXPANSION JOINT: INPRO NO. 612-A07-616 EXPANSION JOINT SYSTEM, SURFACE MOUNTED, WALL/CORNER.
EXPANSION JOINT ASSEMBLY: INPRO NO. 222-A01 SERIES, FLOOR TO FLOOR.
SEALANTS: SIKA-FLEX - 1A, ONE PART POLYURETHANE, OR EQUAL AS APPROVED BY ALUMINUM WINDOW MANUFACTURER.

DIVISION 8
HM DOORS (EXISTING): REMOVE, MODIFY FOR GLAZING AND REINSTALL ALUMINUM DOORS & WINDOWS: (OLD CASTLE BE) VISTAWALL FG200 MEDIUM STILE DOORS & FRAMING, 375 SERIES 3 1/4 INCH, WHITE KYNAR FINISH (VERIFY).
WINDOWS SHALL BE FG2000 MEDIUM STILE FRAMING, WITH 1/4 INCH TEMPERED GLASS, WHITE KYNAR FINISH (VERIFY).
GLAZING: 1/4" TEMPERED TRANSLUCENT GLAZING, PILINGTON OPTIFLOAT OPAL, 1/4" TEMPERED ALUMINUM DOOR HARDWARE (1 EACH PER DOOR).
DOOR CLOSER: LCN 40404041 SERIES
1 INCH DIAMETER PUSH/PULL, SATIN FINISH WEATHERSTRIPPING

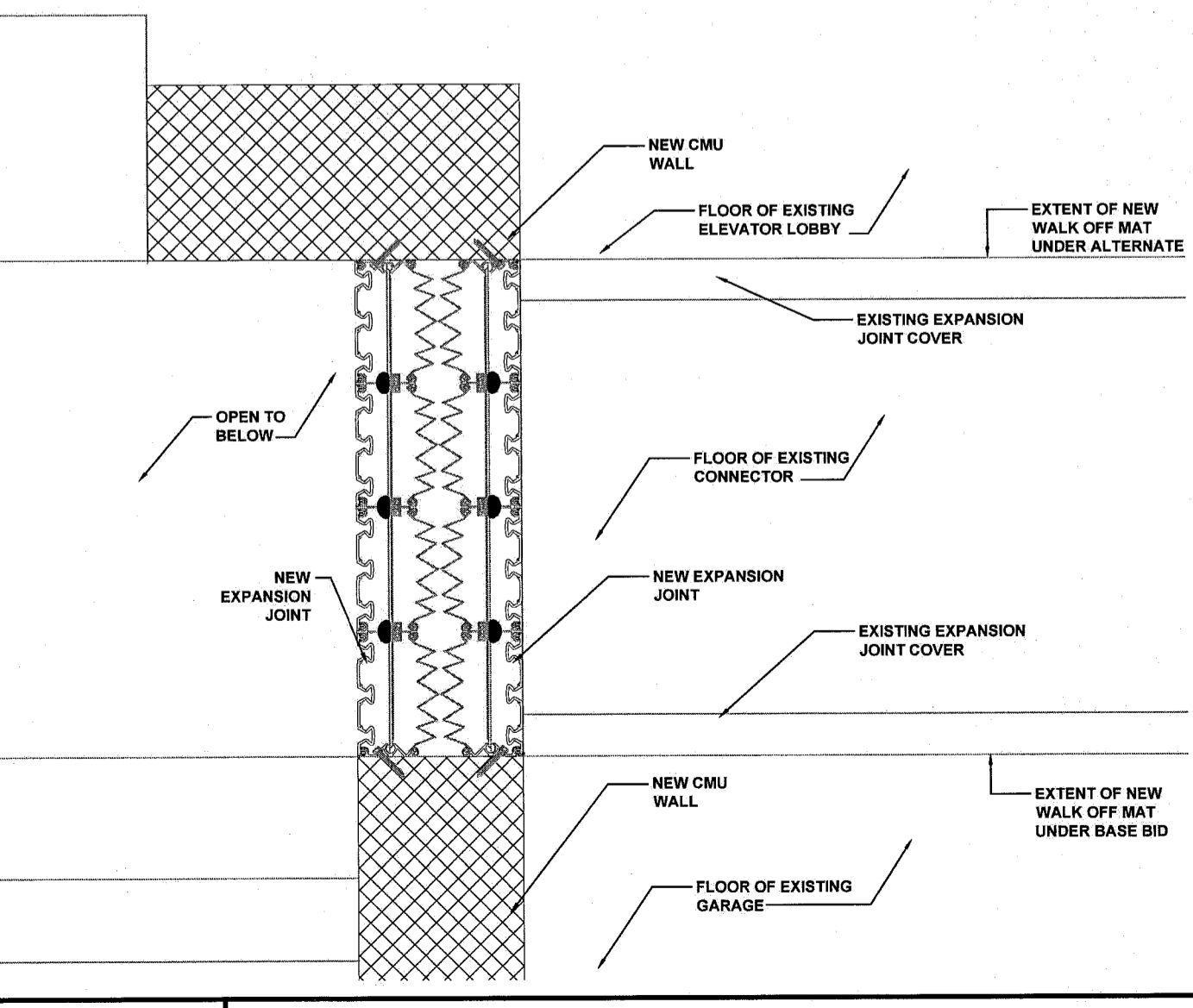
DIVISION 9
SUSPENDED METAL CEILING: ARMSTRONG METALWORKS VECTOR EXTERIOR CEILING SYSTEM, EXTRA MICROPERFORATED METAL PANELS. PROVIDE FLOATING EDGES AND AXIOM 2" PROFILE TRIM, SILVER GREY FACTORY FINISH. PROVIDE A COST DUCT TO ELIMINATE WIND BRACING ABOVE CEILING.
PAINTING: SHERWIN WILLIAMS
EXTERIOR CMU WALLS: 1 COAT S-W LONOX CONCRETE AND MASONRY PRIMER A24W300, TWO COATS S-W SUPERPAINT EXTERIOR ACRYLIC SATIN, A89 SERIES.
HM DOOR & FRAME: REMOVE EXISTING PAINT (SSP-STANDARD SP-6 ABRASIVE SLAST), 1 S-W PRO INDUSTRIAL PRO-CRYL PRIMER, TWO COATS S-W SUPERPAINT EXTERIOR ACRYLIC SATIN, A89 SERIES.

DIVISION 12
WALK OFF MATS: MATS, INC. SUPREME NOP TILE 19 11/16 INCH BY 19 11/16 INCH MODULAR TILE, WITH BITUMEN BACKING, SURFACE APPLIED TO CONCRETE.
FIELD COLOR: 88 BLACK WALNUT
BORDER COLOR: 85 TWEED BROWN



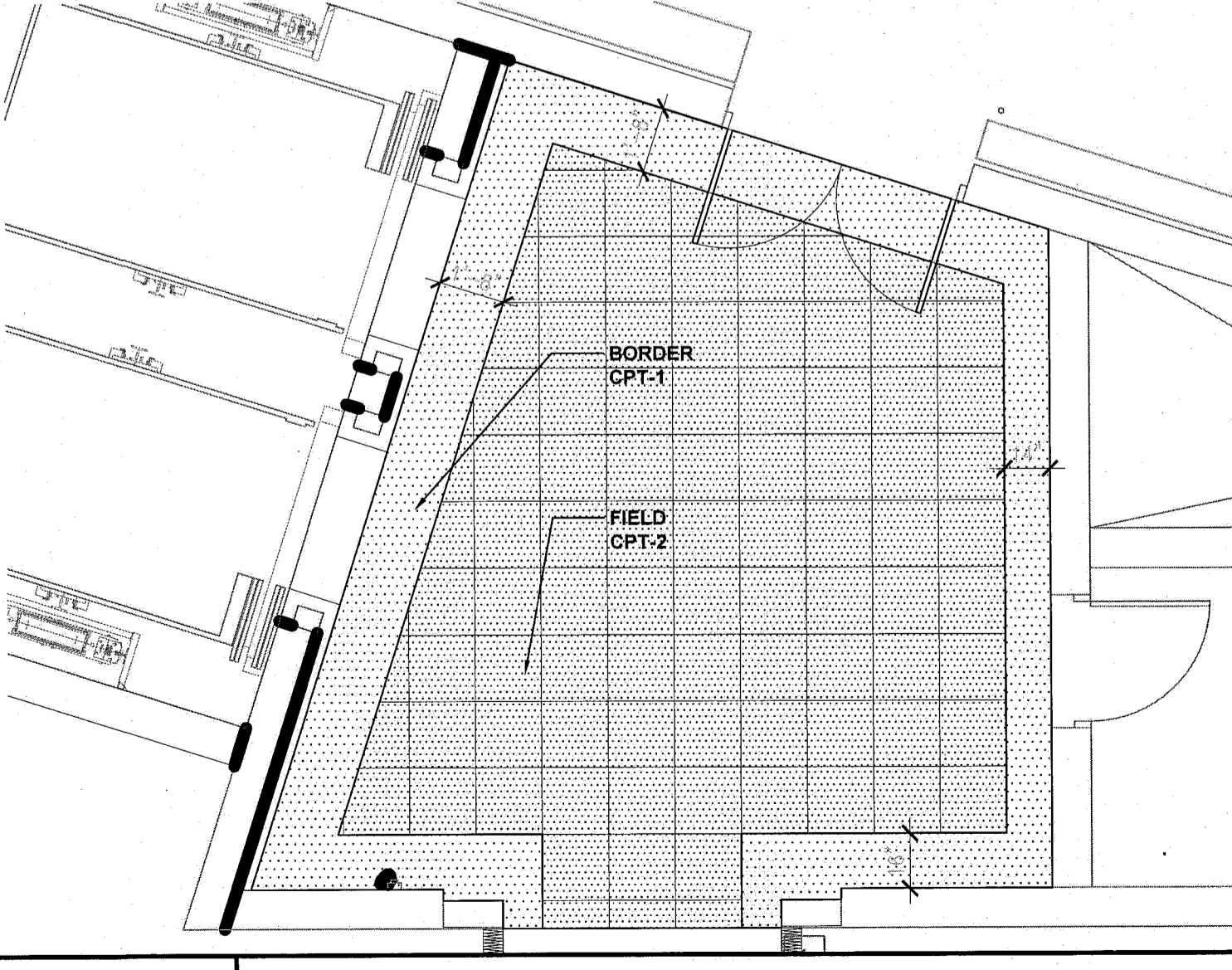
A4 EXPANSION JOINT SECTION DETAIL AT ROOF

1 1/2" = 1'-0"



A8 EXPANSION JOINT PLAN DETAIL AT WALL

1 1/2" = 1'-0"



A12 ADD ALTERNATE NUMBER 2 LEVEL 2

1/4" = 1'-0" REPLACE WALK OFF MAT AT ELEVATOR LOBBY

A1 SPECIFICATIONS

NO SCALE