

PERKINS + WILL

225 Franklin Street, Suite 1100
Boston, MA 02110
617.439.0300
617.478.0321
www.perkinswill.com

CLIENT



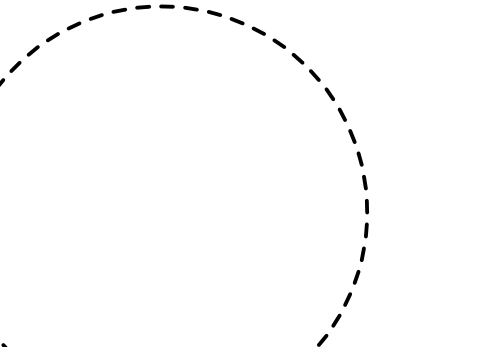
Maine Medical Center
22 Bramhall Street
Portland, ME 04102

CONSULTANTS

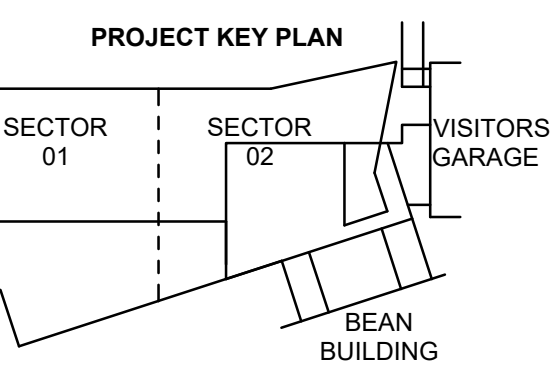
- CIVIL/LANDSCAPE ARCHITECT**
Sebago Technics Inc.
75 John Roberts Road, Suite 1A,
South Portland, ME 04106
- STRUCTURAL ENGR. BUILDING ENVELOPE CONSULTANT**
Simpson Gumpertz & Heger Inc.
41 Seyon Street, Building 1, Suite 030,
Waltham, MA 02453
- MEFP ENGINEER/LOW VOLTAGE**
AKF Group LLC
99 Bedford Street, 2nd Floor, Boston, MA 02111
- CONSTRUCTION MANAGER**
TURNER CONSTRUCTION
2 Seaport Lane, Suite 200, Boston, MA 02210
- ELEVATOR CONSULTANT**
VDA (Van Deusen & Associates)
101 Summer Street, 4th Floor, Boston, MA 02110
- COST ESTIMATOR**
D.G. Jones International
3 Baldwin Green Common, Suite 202, Woburn, MA 01801
- MEDICAL EQUIPMENT PLANNING**
Mitchell Planning
630 Dundee Road, Suite 340, Northbrook IL 60062

PROJECT TITLE

Congress Street Building
22 Bramhall Street
Portland ME 04102

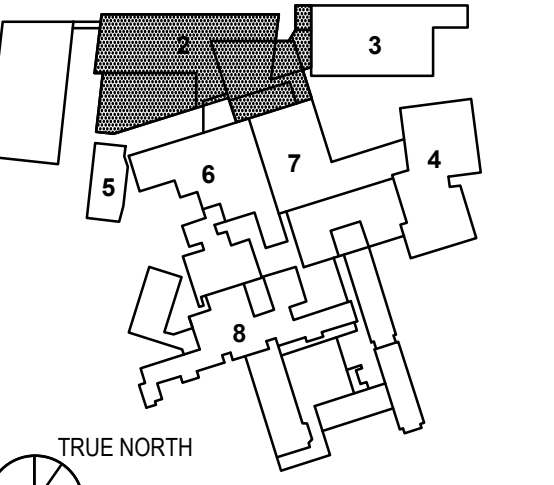


KEY PLANS



OVERALL KEY PLAN

- 1 - NOT USED
- 2 - CONGRESS STREET
- 3 - VISITOR GARAGE
- 4 - EAST TOWER
- 5 - CENTRAL UTILITY PLANT
- 6 - BEAN BUILDING
- 7 - RICHARDS BUILDING
- 8 - MAINE GENERAL BUILDING



RESUBMIT TO CITY
NOVEMBER 27, 2016

NO	ISSUE	DATE
Job Number	152189.000	
Drawn	MAL	
Checked	WTC	
Approved	DLR	

TITLE
SITE PLAN
MAIN ENTRANCE
CONGRESS STREET
EXPANSION

SHEET NUMBER

C05-01

KEY NOTES

- 1 PAVEMENT SAW CUT
- 2 ASPHALT STREET PAVING
- 3 4" CONCRETE PAVING
- 4 8" CONCRETE PAVING
- 5 BRICK PAVING
- 6 TACTILE WARNING PLATES 2 FT. X 6 FT.
- 7 RESET SALVAGED GRANITE CURB
- 8 NEW SLOPED GRANITE CURB
- 9 TIP DOWN GRANITE CURB
- 10 24" SOLID WHITE PAINT BARS, 5 FT. WIDE, SPACED 24" APART
- 11 (2) 4" SOLID YELLOW PAINT LINES
- 12 NEW STREET LIGHT - SEE SITE ELECTRICAL PLAN
- 13 5 FT. X 13 FT. TREE WELL - GRANITE CURB SET 6" ABOVE SIDEWALK
- 14 METRO BUS STOP LOCATION
- 15 EXISTING TELEPHONE VAULT TO REMAIN
- 16 MMC DIRECTIONAL SIGN - SEE SIGNAGE PLAN
- 17 MMC PRIMARY SIGN ON BATTER WALL - SEE SIGNAGE PLAN
- 18 BATTER RETAINING WALL
- 19 18" SEAT WALL
- 20 GRANITE STAIR - 5 RISERS PER FLIGHT
- 21 STAINLESS STEEL BOLLARD
- 22 STAINLESS STEEL HANDRAIL
- 23 MECHANICAL AREAWAY - SEE ARCHITECTURAL PLANS
- 24 STOP SIGN
- 25 BUILDING CANOPY
- 26 EGRESS STAIR - SEE PERKINS + WILL PLANS
- 27 BRIDGE CONNECTOR - SEE PERKINS + WILL PLANS