42x30 SHEET
1:1

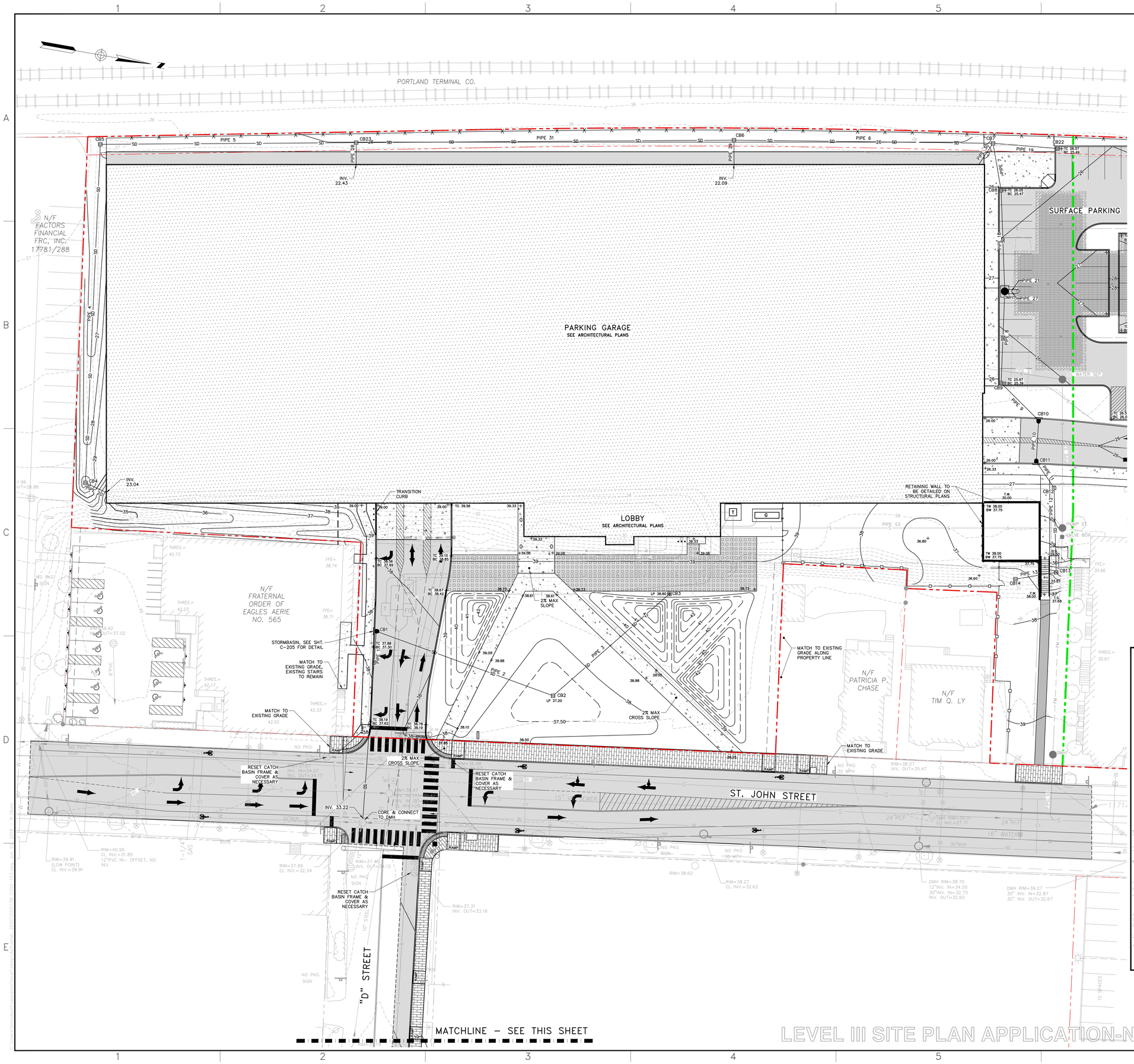

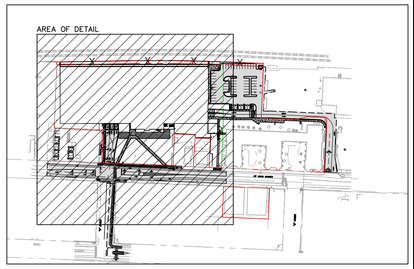

SITE KEY PLAN

SCALE: 1"=200'

STRUCTURE TABLE					
NAME	DIA.	RIM	SUMP DEPTH	INV IN/SIZE/FROM	INV OUT/SIZE/TO
CB1	4'	37.22	2'	33.42/10"SD/CB2	33.22/12"SD/EXIST. DMH
CB2	4'	37.20	2'	33.81/10"SD/CB3	33.71/10"SD/CB1
CB3	4'	38.80	2'		34.05/10"SD/CB2
CB4	4'	27.90	2'	23.00/12"SD/GAR.	22.99/15"SD/CB5
CB5	4'	26.90	2'	22.71/15"SD/CB4	22.61/15"SD/CB23
CB6	4'	26.00	2'	22.05/18"SD/CB23 22.05/12"SD/GAR.	21.95/18"SD/CB7
CB7	4'	24.08	2'	21.71/18"SD/CB6 21.80/10"SD/CB22 21.71/12"SD/GAR.	21.61/18"SD/CB8
CB8	4'	25.47	2'	21.57/18"SD/CB7	21.47/18"SD/DMH1
CB9	4'	25.39	2'	21.27/15"SD/CB10	21.17/15"SD/DMH1
CB10	4'	25.47	2'	21.43/15"SD/CB11	21.33/15"SD/CB9
CB11	4'	25.48	2'	21.58/10"SD/CB12	21.48/15"SD/CB10
CB12	4'	27.06	2'	23.00/10"SD/CB13	21.63/10"SD/CB11
CB13	4'	32.00	2'	24.93/10"SD/CB14	24.83/10"SD/CB12
CB14	4'	26.69	2'		25.00/10"SD/CB13
CB22	4'	25.49	2'		21.89/10"SD/CB7
CB23	4'	24.66	2'	22.40/15"SD/CB5 22.40/12"SD/GAR.	22.30/18"SD/CB6
DMH1	4'x6'	25.16	2'	21.05/15"SD/CB9 21.39/18"SD/CB8	20.65/18"SD/RTANK 1 20.65/18"SD/RTANK 1

PIPE TABLE			
PIPE NAME	SIZE	LENGTH	SLOPE
PIPE 1	12" SD	101'	0.0051
PIPE 2	10" SD	99'	0.0028
PIPE 3	10" SD	81'	0.0028
PIPE 4	15" SD	182'	0.0015
PIPE 5	15" SD	137'	0.0015
PIPE 6	18" SD	138'	0.0017
PIPE 7	18" SD	22'	0.0015
PIPE 8	15" SD	45'	0.0022
PIPE 9	15" SD	25'	0.0022
PIPE 10	15" SD	19'	0.0022
PIPE 11	10" SD	13'	0.0028
PIPE 12	10" SD	42'	0.0393
PIPE 13	10" SD	19'	0.0032
PIPE 18	18" SD	51'	0.0015
PIPE 19	10" SD	32'	0.0025
PIPE 20	12" SD	11'	0.0028
PIPE 21	18" SD	5'	0.0000
PIPE 27	18" SD	5'	0.0000
PIPE 28	12" SD	10'	0.0028
PIPE 29	12" SD	11'	0.0028
PIPE 30	12" SD	12'	0.0028
PIPE 31	18" SD	204'	0.0012

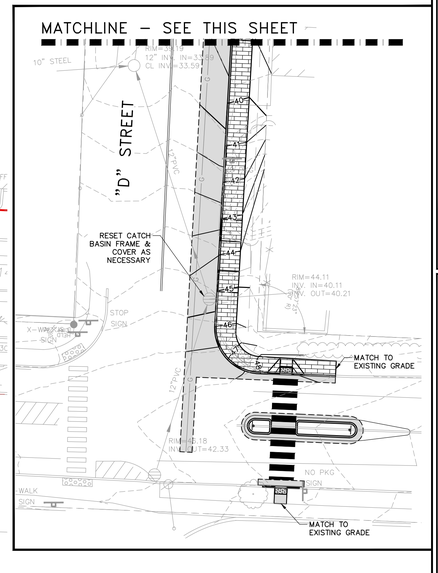

BAR SCALE
1" = 20'
CHECK GRAPHIC SCALE BEFORE USING

LEVEL III SITE PLAN APPLICATION-NOT FOR CONSTRUCTION

41 Hutchins Drive
Portland, Maine 04102
800.426.4262 | www.woodardcurran.com
COMMITMENT & INTEGRITY DRIVE RESULTS
WOODARD & CURRAN

THIS DOCUMENT IS THE PROPERTY OF WOODARD & CURRAN INC. AND ITS CLIENT. REPRODUCTION OR MODIFICATION WITHOUT WRITTEN PERMISSION IS PROHIBITED.

STATE OF MAINE
DAVID A. SENUS
10791
LICENSED PROFESSIONAL ENGINEER
9/22/2018

REV	DESCRIPTION	DATE

DESIGNED BY: CMS
DRAWN BY: BCM
CHECKED BY: DAS
0231158 C102-103.dwg

GRADING & DRAINAGE PLAN - 1

MAINE MEDICAL CENTER
22 BRAMHALL STREET
PORTLAND, ME 04102

MMC ST. JOHN STREET
EMPLOYEE PARKING GARAGE

JOB NO.:0231158.00
DATE:JUNE 22, 2018
SCALE:1"=20'
SHEET: 6 OF 17

C-102