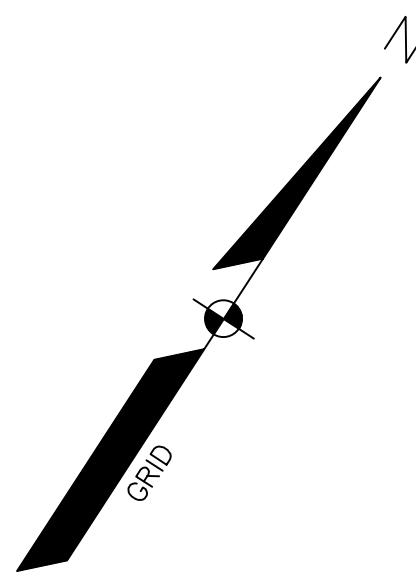
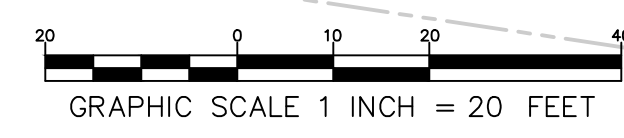




SHEET 3 SHEET 4
SHEET 5 SHEET 6



NOTES
1. SEE SHEET 2 FOR GENERAL NOTES.




SHEET 5

SHEET 7

BENCHMARK
TOP CENTER OF 6"
X 6" GRAN. MON.
ELEV=105.02'

BENCHMARK
TOP CENTER OF 6"
X 6" GRAN. MON.
ELEV=66.99'

BENCHMARK
SOUTHERLY EDGE
OF CATCH BASIN
RIM ELEV=108.15'



REV.	BY.	DATE.	STATUS.
B	MVE	12/14/17	SUBMITTED FOR CITY REVIEW
A	MVE	12/23/09	SUBMITTED FOR CLIENT REVIEW

SEBAGO
TECHNICS

75 John Roberts Rd., Suite 1A
South Portland, Maine 04064
Tel: 207-209-2100
Fax: 207-209-5669

WWW.SEAGOTECHNICS.COM

PROJECT NO.	FIELD BOOK	DESIGN	CHKD	DRAWN
01046	791B	WTC	CDM	MVE

EXISTING CONDITIONS SURVEY
OF:
MAINE MEDICAL CENTER CAMPUS
GILMAN ST., CONGRESS ST., BRAMHALL ST., E.TAL
PORTLAND, MAINE

FOR:
MAINE MEDICAL CENTER
22 BRAMHALL ST
PORTLAND, MAINE 04101

RECORD OWNER:
SEE NOTE 1, SHEET 2

DATE	SCALE
10/23/09	1"=20'

SHEET 5 OF 8

01046-EC-2017.dwg, TAB: EC05