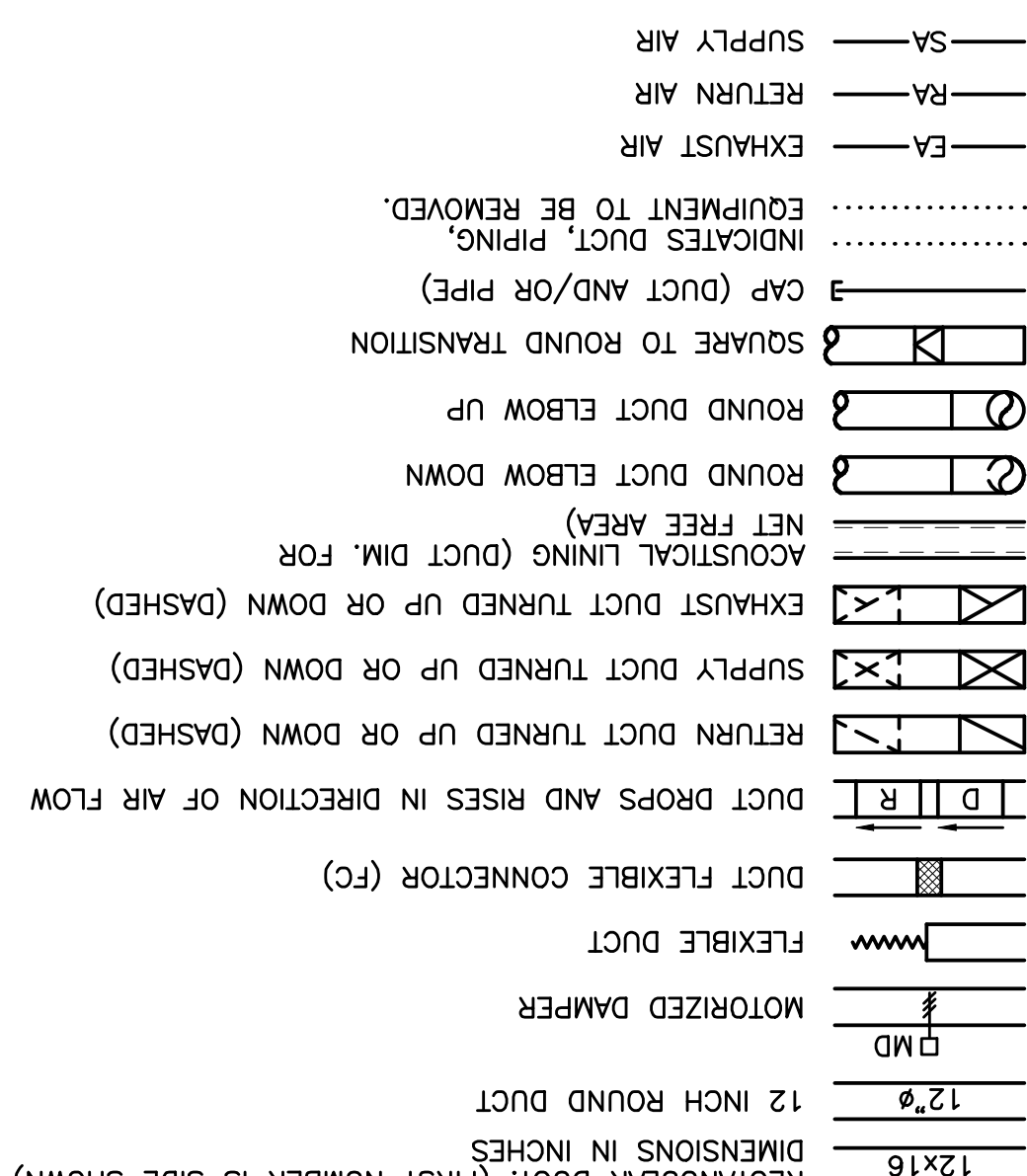
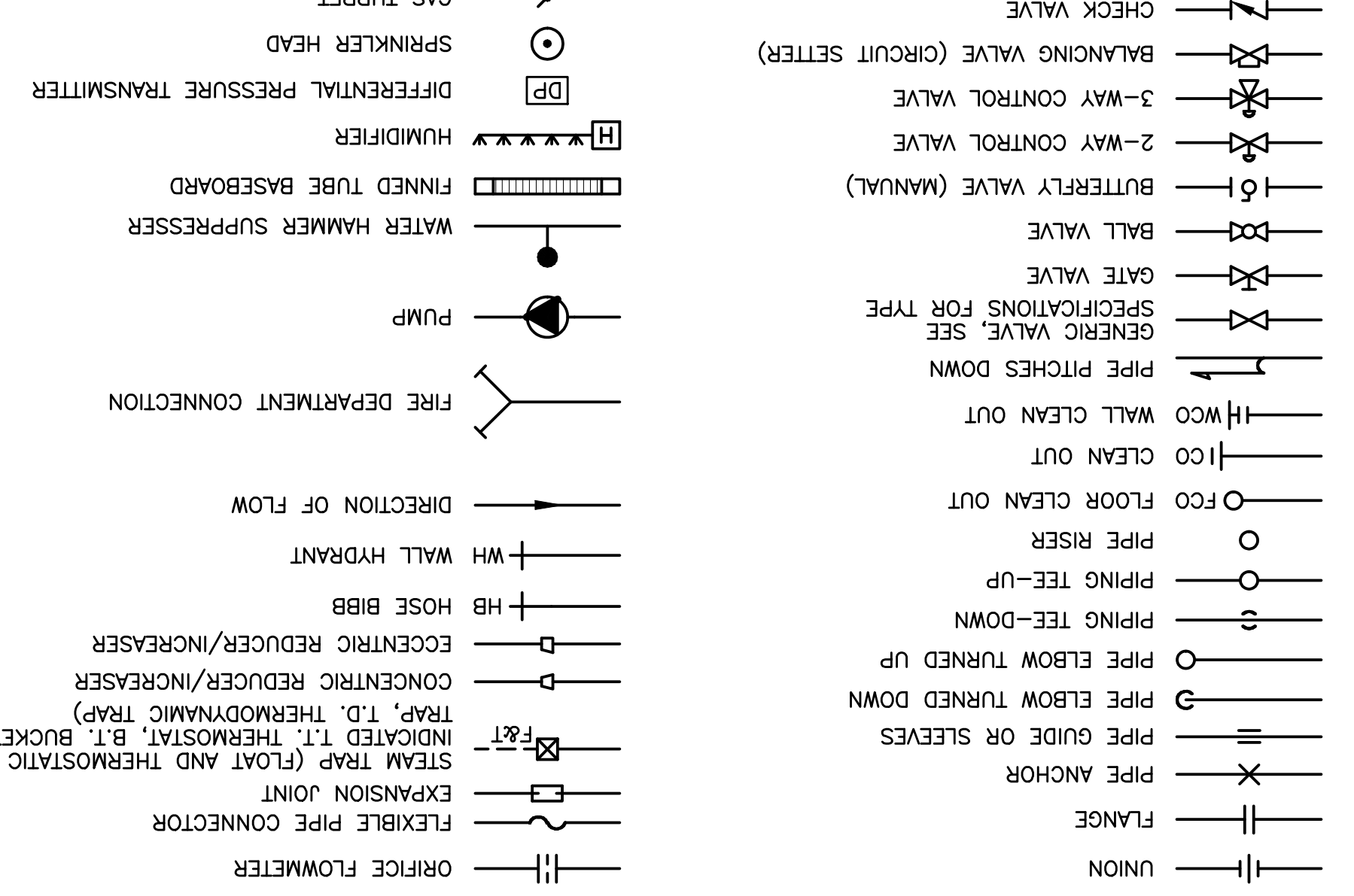


AIR DISTRIBUTION SYMBOLS



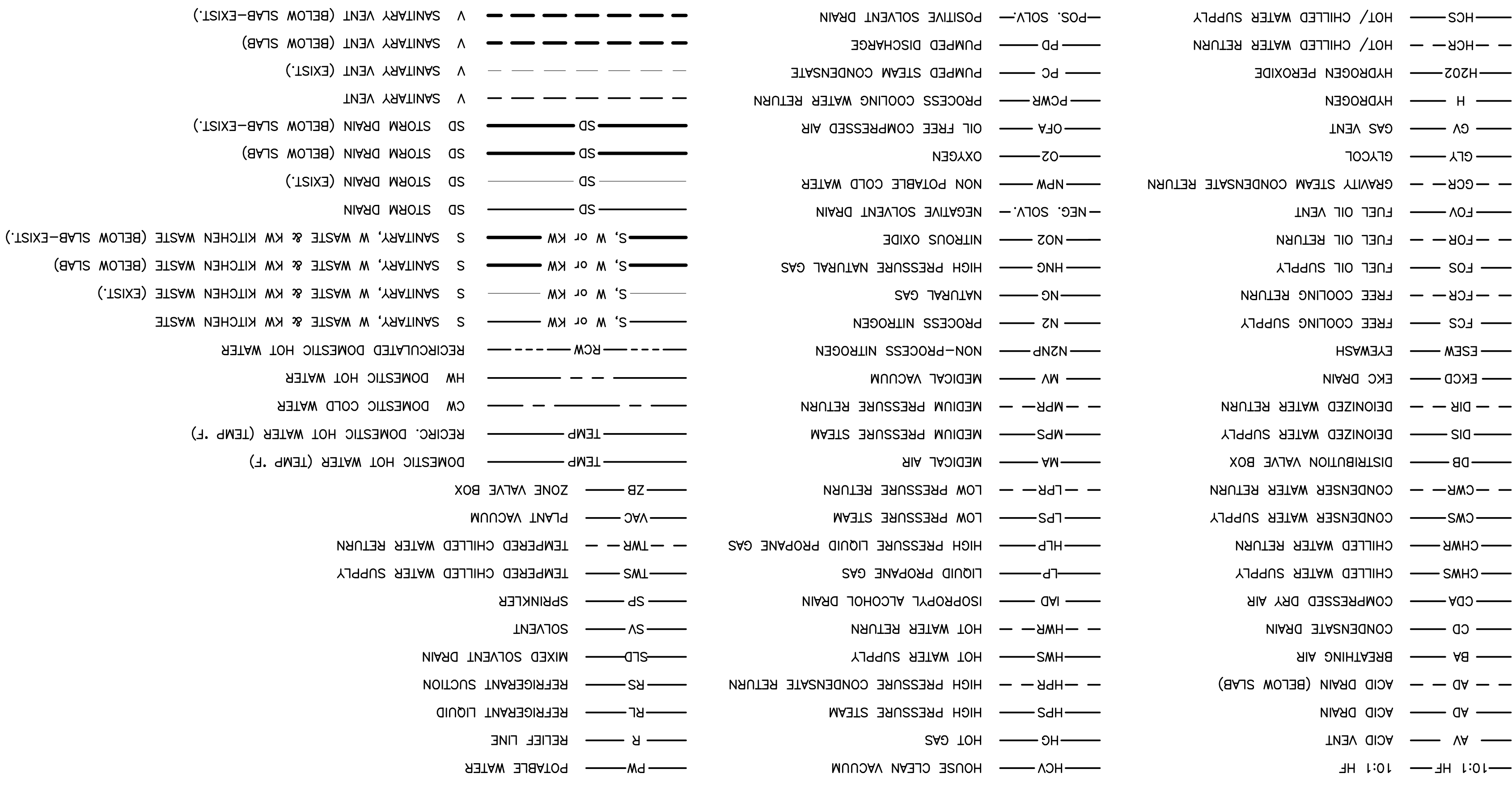
PIPING SYMBOLS



ABBREVIATIONS

AAV	AUTOMATIC AIR VENT	EA	EXHAUST AIR
ACC	AIR COOLED CONDENSER	EF	EXHAUST FAN
ACU	AIR CONDITIONING UNIT	ENC	ENCLOSURE
AE	EXHAUST	(E)	EXISTING
AE	ECCENTRIC REDUCER/INCREASER		
AFF	ABOVE FINISHED FLOOR	EXIST.	EXISTING
AFS	AIR FLOW MEASURING STATION	FBO	FURNISHED BY OWNER
AHU	AIR HANDLING UNIT	FBP	FACE AND BYPASS
ATC	AUTOMATIC CONNECTION	RA	RETURN AIR
AV	AIR VENT	FCO	FLOOR CLEANOUT
BA	BREATHING COMPRESSED AIR	FP-#	FLOOR DRAIN TAG
BB	BASEBOARD	FD	FIRE DAMPER
BDB	BACKDRIFT DAMPER	FG	FIBERGLASS
BG	BLAST GATE	F & T	FLOAT AND THERMOSTATIC
BFP	BACKFLOW PREVENTER	FO	FLAT OVAL
BLDB	BUILDING	FRHB	FREEZE RESISTANT HOSE BIBB
BOD	BOTTOM OF DUCT	FTR	FINNED TUBE RADIATION
BOP	BOTTOM OF PIPE	FS	FLOW SWITCH
BTU	BRITISH THERMAL UNIT	GC	GENERAL CONTRACTOR
CB	CHEST	GPM	GALLONS PER MINUTE
CD	COUNTER BALANCED DAMPER	H	HUMIDIFIER
CE	CEILING	HTR	HEATER
CO	CLEANOUT	H & V	HEATING AND VENTILATION
CONT	CONTINUATION	HVC	HEATING, VENTILATING AND AIR CONDITIONING
COORD	COORDINATE	HW	HOT WATER
CP	CONDENSATE PUMP & RECEIVER	HX	HEAT EXCHANGER
CT	COOLING TOWER	IN WG	INCHES WATER GAUGE
CTE	CONNECT TO EXISTING	LD	LINED DUCT
CU	COPPER	MAU	MAKE UP AIR UNIT
CUH	CABINET UNIT HEATER	MAX	MAXIMUM
CV	CONTROL VALVE	MBH	1000 BTU/HR.
CW	COLD WATER	ME	MECHANICAL ENGINEER
CM-P	CMT WATER-PROCESS	MFR	MANUFACTURER
DC	DOUBLE CONTAINED	MIN	MINIMUM
DDC	DIRECT DIGITAL CONTROL	ND	MOTOR OPERATED DAMPER
DIA	DIAMETER	DIC	DOWN IN CHASE
DW	DOWN IN WALL	DN	DOWN
DS	DROPPED	NTS	NOT TO SCALE
DT	DROP AND TRANSITION	OA	OUTSIDE AIR
DWG	DRAWING	OBD	OPOSED BLADE DAMPER
DWH	DOMESTIC WATER HEATER	OED	OPEN ENDED DUCT

PIPING SYSTEMS



GENERAL NOTE

1. ALL GENERAL NOTES, SYMBOL LISTS, AND DETAILS ARE TO BE CONSIDERED AS APPLICABLE TO ALL HVAC DRAWINGS FOR THIS PROJECT. SYMBOLS AND ABBREVIATIONS SHOWN ON THIS SHEET ARE FOR REFERENCE ONLY AND DO NOT INDICATE THEIR INCORPORATION INTO THE DESIGN.

PROJECT: MAINE MEDICAL CENTER O.R. RENOVATION
 ARCHITECTURE ENGINEERING PLANNING
 144 Fore Street, P.O. Box 618
 Portland, Maine 04104
 Tel. (207) 773-3846
 Fax. (207) 773-1070

PROJECT MANAGER: CFC
 JOB CAP/DRAWN: SOL/BGG
 A/E OF RECORD: LPA
 SMART CAD FILE: M-001-03122
 PROJECT No. 03122

PROJECT No. M-001
 SHEET No. 7-29-04

DATE: 7-29-04
 SCALE: NOT TO SCALE

ISSUED FOR CONSTRUCTION 7-29-04
 CURRENT ISSUE STATUS:

REV.	DESCRIPTION	DATE
0	ISSUED FOR CONSTRUCTION	7-29-04