

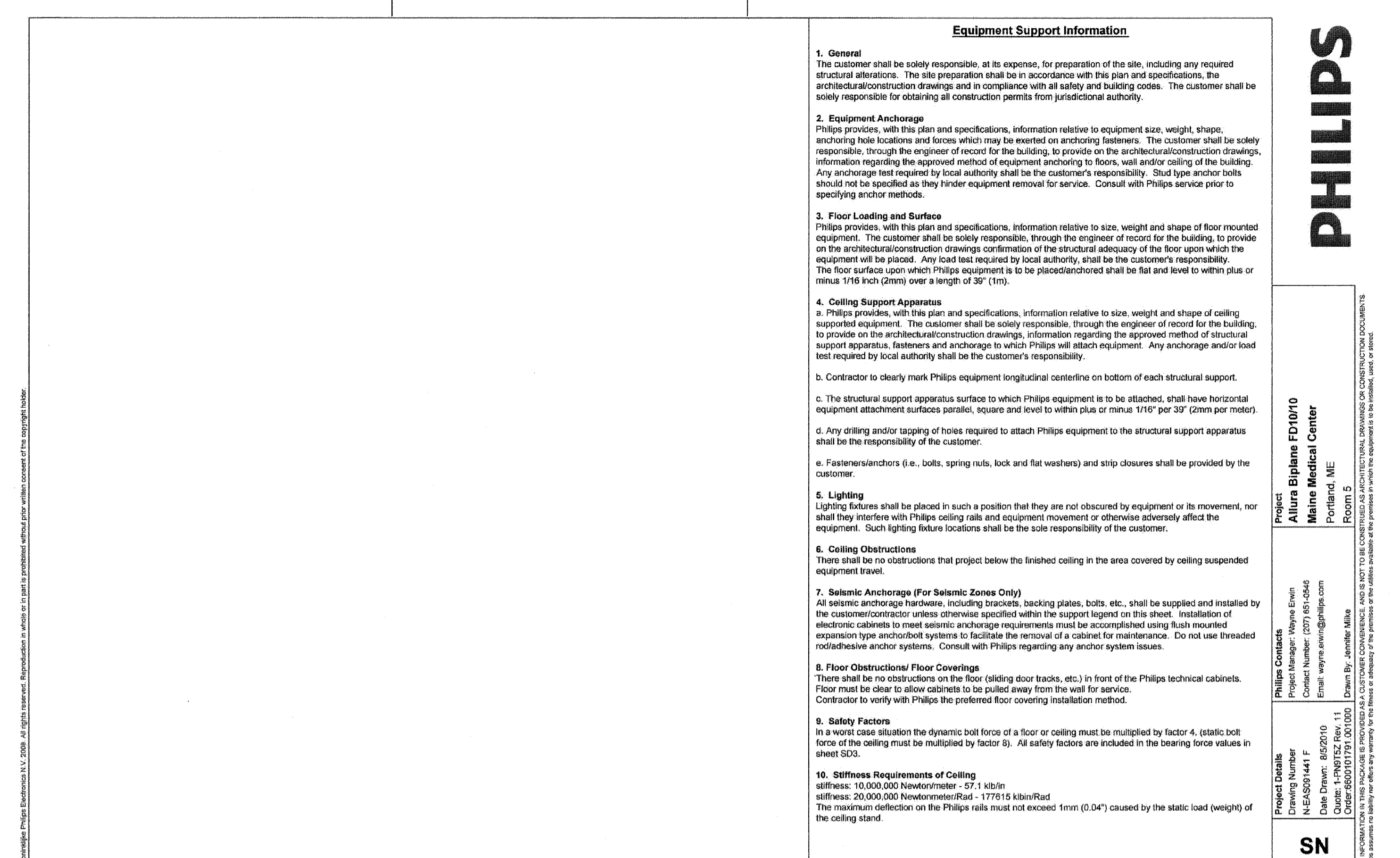
**PHILIPS**

Project: **Allura Biplane FD10/10**  
**Maine Medical Center**  
 Portland, ME  
 Room 5

Philips Contacts:  
 Project Manager: Wayne Erwin  
 Contact Number: (207) 651-0545  
 Email: wayne.erwin@philips.com

Project Details:  
 Drawing Number: **NE-EAS091441 F**  
 Date Drawn: 8/5/2010  
 Quoted: 1-PMRTSZ Rev. 11  
 Center: 6502013791.001000

**AD5**



**PHILIPS**

Project: **Allura Biplane FD10/10**  
**Maine Medical Center**  
 Portland, ME  
 Room 5

Philips Contacts:  
 Project Manager: Wayne Erwin  
 Contact Number: (207) 651-0545  
 Email: wayne.erwin@philips.com

Project Details:  
 Drawing Number: **NE-EAS091441 F**  
 Date Drawn: 8/5/2010  
 Quoted: 1-PMRTSZ Rev. 11  
 Center: 6502013791.001000

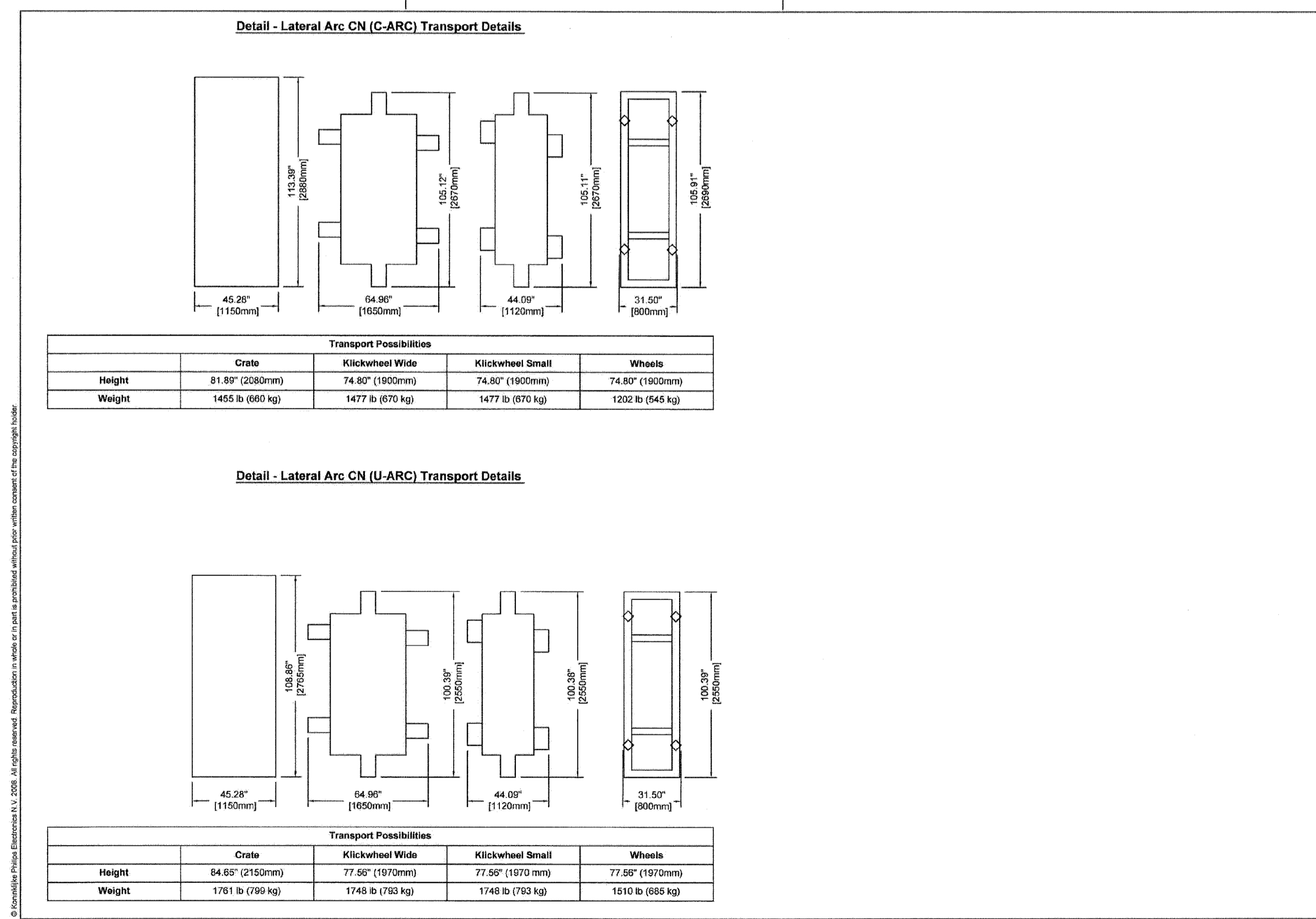
**SN**

147 Fort Street, P.O. Box 618  
 Portland, Maine 04104  
 Tel: (207) 772-3846  
 Fax: (207) 772-1070  
 www.ennr.com

ARCHITECTURE  
 ENGINEERING  
 PLANNING  
 INTERIOR DESIGN  
 COMMISSIONING

**SMART**

PROJECT NORTH



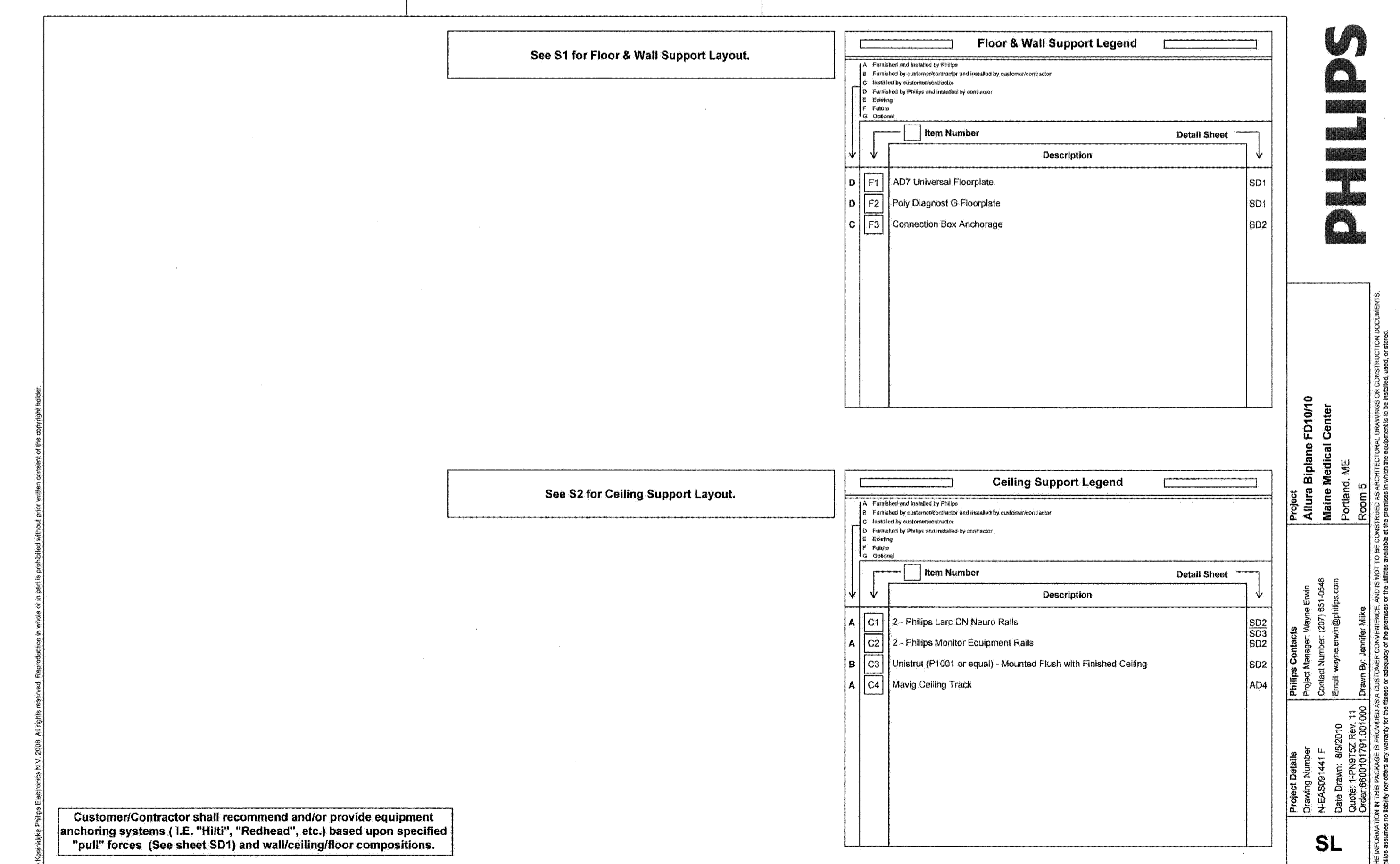
**PHILIPS**

Project: **Allura Biplane FD10/10**  
**Maine Medical Center**  
 Portland, ME  
 Room 5

Philips Contacts:  
 Project Manager: Wayne Erwin  
 Contact Number: (207) 651-0545  
 Email: wayne.erwin@philips.com

Project Details:  
 Drawing Number: **NE-EAS091441 F**  
 Date Drawn: 8/5/2010  
 Quoted: 1-PMRTSZ Rev. 11  
 Center: 6502013791.001000

**AD6**



**PHILIPS**

Project: **Allura Biplane FD10/10**  
**Maine Medical Center**  
 Portland, ME  
 Room 5

Philips Contacts:  
 Project Manager: Wayne Erwin  
 Contact Number: (207) 651-0545  
 Email: wayne.erwin@philips.com

Project Details:  
 Drawing Number: **NE-EAS091441 F**  
 Date Drawn: 8/5/2010  
 Quoted: 1-PMRTSZ Rev. 11  
 Center: 6502013791.001000

**SL**

MAINE MEDICAL CENTER CATH. LAB #5  
 PORTLAND, ME

ISSUED FOR CONSTRUCTION  
 9.3.10

CURRENT ISSUE STATUS:

NO.	DESCRIPTION	DATE
0	ISSUED FOR CONSTRUCTION	9.3.10

GRAPHIC SCALE:  
 0" 1"

SCALE: \_\_\_\_\_

PROJECT MANAGER: \_\_\_\_\_

PROJECT NO.: 10006-00

DATE: 9.3.10

SHEET TITLE:  
**VENDOR EQUIPMENT DRAWINGS, SHEET 3**

SHEET No. **Q-003**

THIS SHEET IS PART OF THE DOCUMENT SET LISTED ON SHEET C1 AND SHOULD NOT BE SEPARATED.

THIS SHEET IS PART OF THE DOCUMENT SET LISTED ON SHEET C1 AND SHOULD NOT BE SEPARATED.

NOTE: THIS DRAWING WAS NOT PREPARED BY SMRT. IT IS PROVIDED FOR COORDINATION AND REFERENCE PURPOSES ONLY