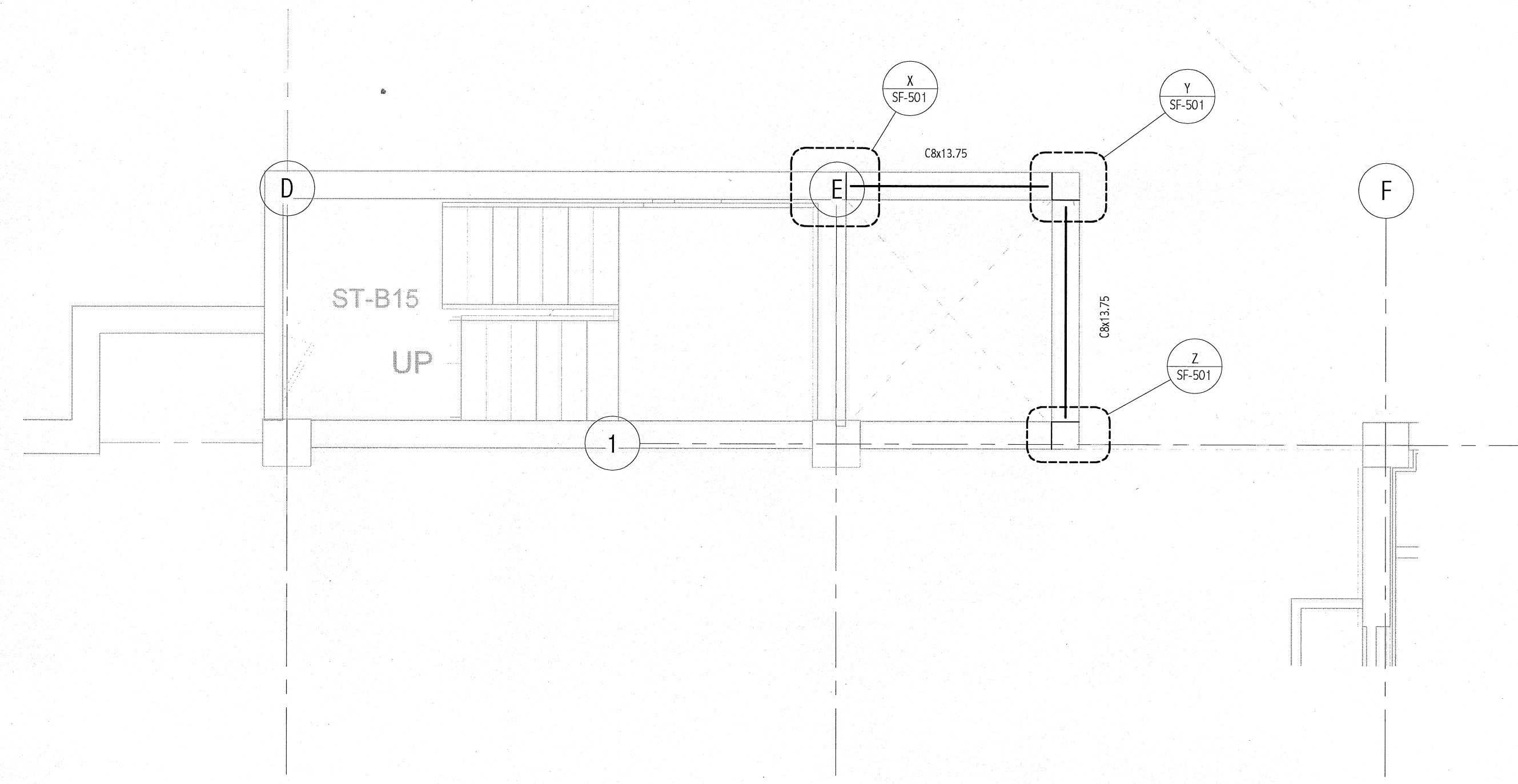
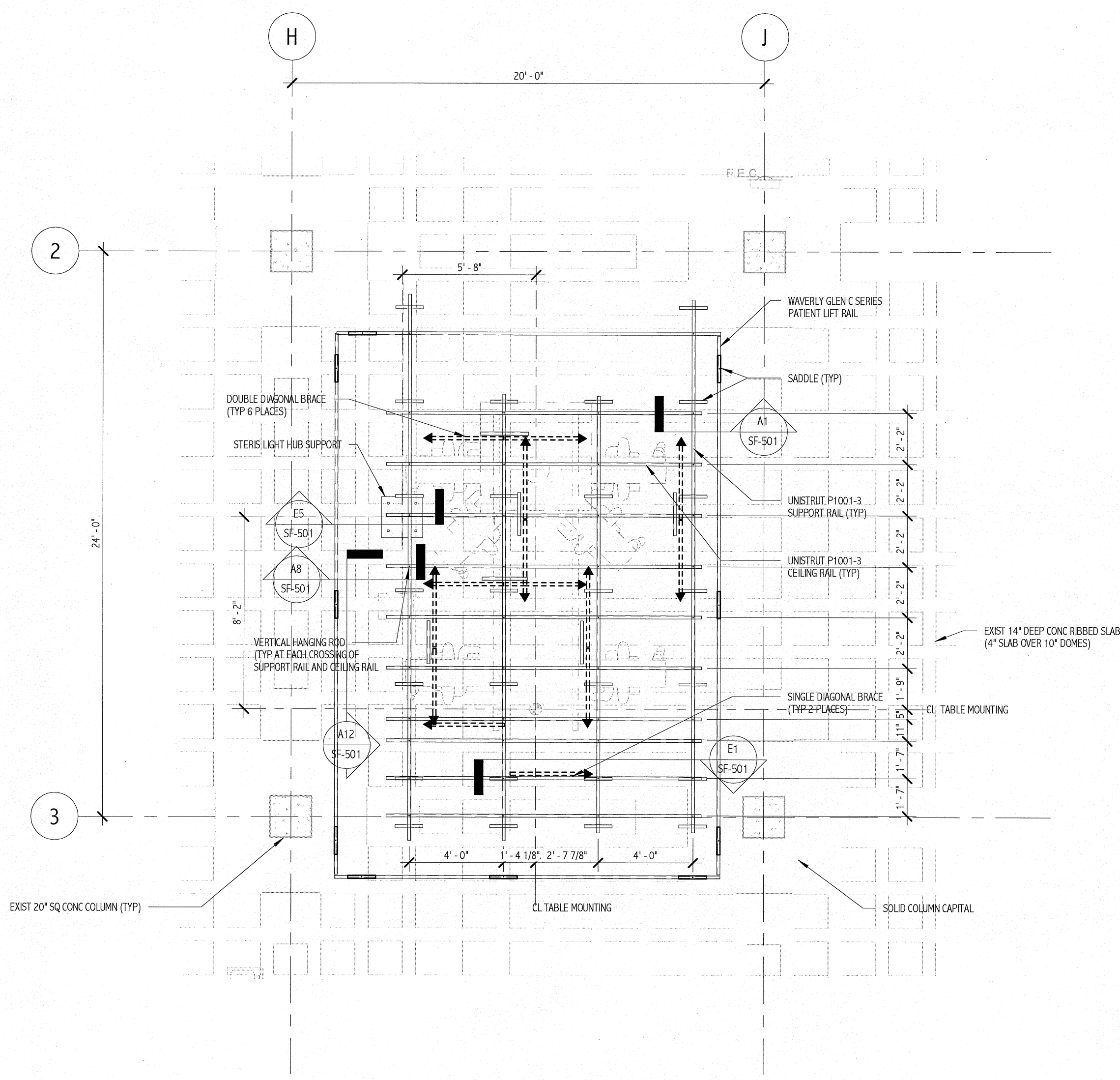


**A1** ANGIO FLOOR FOUNDATION PLAN  
1/4" = 1'-0"



**H8** PART PLAN AT MECHANICAL CHASE  
1/4" = 1'-0"

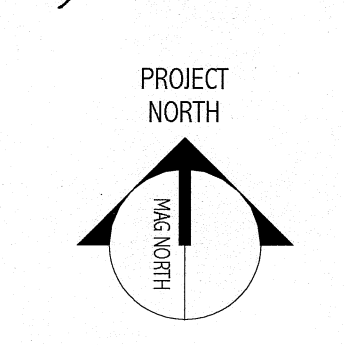




**A8** ANGIO CEILING SUPPORT FRAMING PLAN  
1/4" = 1'-0"

- NOTES:**
- STRUCTURAL SUPPORTS HAVE BEEN DESIGNED FOR THE FOLLOWING PIECES OF EQUIPMENT:
    - SIEMENS ARTIS ZEE CEILING PER MANUFACTURER'S DRAWINGS DATED 7/8/10.
    - STERIS VLED 1 ARM LIGHT PER MANUFACTURER'S DRAWINGS DATED 7/26/10.
    - WAVELY GLEN C SERIES PATENT LIFT. FOLLOW MANUFACTURER'S GUIDELINES FOR 850# TEST LOAD, RAIL SUPPORT DIMENSIONS 13.12 FT SPANS AND 1.58 FT CANTILEVER.
  - ITEMS NOTED AS "EPOXY SET" ARE TO BE USED WITH HILTI HIT-HY 150 EPOXY.

144 Free Street P.O. Box 618  
Portland, Maine 04104  
Tel: (207) 773-3866  
Fax: (207) 772-1070  
www.cominc.com

ARCHITECTURE  
ENGINEERING  
PLANNING  
INTERIOR DESIGN  
COMMISSIONING



Bramhall Radiology  
ANGIO RENOVATIONS  
ISSUED FOR CONSTRUCTION  
8.24.10  
CURRENT ISSUE STATUS: 0

REV	DESCRIPTION	DATE
0	ISSUED FOR CONSTRUCTION	8.24.10

GRAPHIC SCALE:  
0" 1"

SCALE: As Indicated  
PROJECT MANAGER: DJV  
DRAWN BY: SJF  
DATE OF RECORD: ADB  
PROJECT NO: 09022-01  
DATE: 8.24.10

SHEET TITLE:  
ANGIO FOUNDATION  
AND FRAMING PLANS

SHEET No.  
SF-101