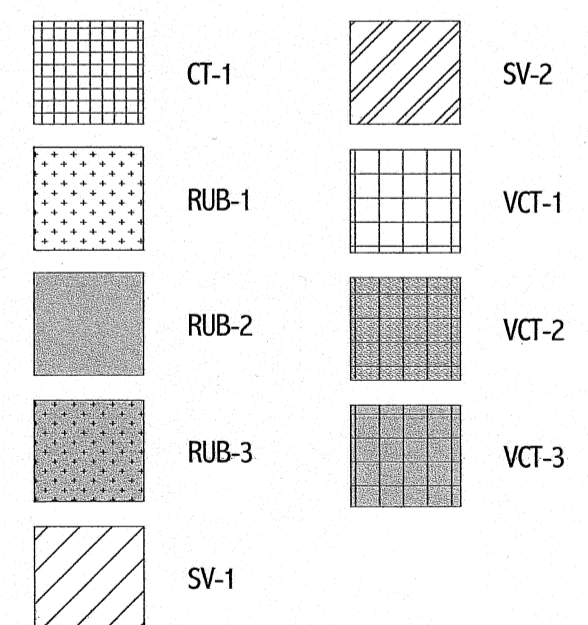


1 BASEMENT FLOOR FINISH PLAN
1/8" = 1'-0"

FLOOR FINISH NOTES:

- REFER TO FLOOR FINISH PLAN FOR LAYOUT OF FLOOR FINISH MATERIALS. REFER TO SCHEDULES FOR ACTUAL MATERIALS USED.
- EACH SQUARE IN THE CERAMIC FLOOR TILE GRID REPRESENTS A 2'x2' TILE.
- EACH SQUARE IN THE VCT FLOOR TILE GRID REPRESENTS A 12'x12' TILE.
- ALL NEW FLOORING MATERIALS TO RUN BENEATH NEW CASEWORK, UNLESS NOTED OTHERWISE.
- PROVIDE RESILIENT RUBBER FLOOR TRANSITIONS AT ALL REQUIRED LOCATIONS.

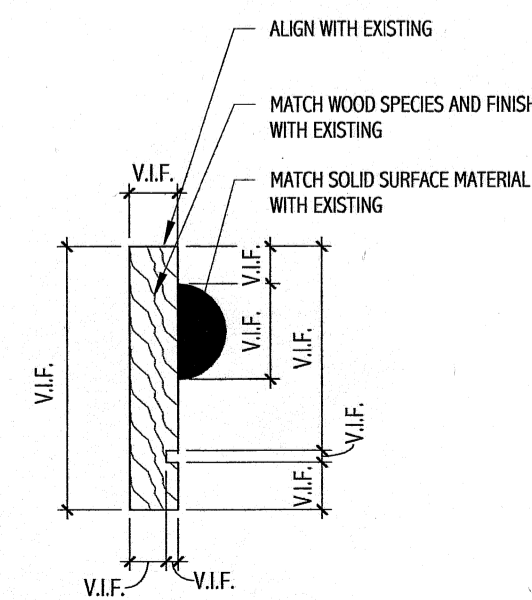
FLOOR MATERIAL LEGEND:



| ROOM NUMBER | NAME | ROOM FINISH SCHEDULE (ANGIO) | | | | | | | | | | COMMENTS |
|-------------|----------------|------------------------------|----------|-----------------|-----------------|-----------------|-----------------|----------|----------|-------------|----------|---|
| | | FLOOR | | WALLS | | | | CEILING | | ROOM NUMBER | | |
| | | MAT'L | BASE | NORTH | SOUTH | EAST | WEST | MAT'L | HT | | | |
| B415 | READING | EXISTING | EXISTING | EXISTING | EXISTING | EXISTING | EXISTING | EXISTING | EXISTING | EXISTING | B415 | |
| B417 | READING | EXISTING | EXISTING | EXISTING | EXISTING | EXISTING | EXISTING | EXISTING | EXISTING | EXISTING | B417 | |
| B419 | STORAGE | EXISTING | EXISTING | EXISTING | EXISTING | EXISTING | EXISTING | EXISTING | EXISTING | EXISTING | B419 | |
| B421 | HSKP | EXISTING | EXISTING | EXISTING | EXISTING | EXISTING | EXISTING | EXISTING | EXISTING | EXISTING | B421 | |
| B427 | CT | EXISTING | EXISTING | EXISTING | EXISTING | EXISTING | EXISTING | EXISTING | EXISTING | EXISTING | B427 | |
| B428 | CLEAN | EXISTING | EXISTING | EXISTING | EXISTING | EXISTING | EXISTING | EXISTING | EXISTING | EXISTING | B428 | |
| B429 | CONTROL | RUB-1 | RB-1 | PTD-3 | PTD-3 | PTD-3 | PTD-3 | ACT-1 | SEE RCP | SEE RCP | B429 | |
| B430 | SOILED | EXISTING | EXISTING | EXISTING | EXISTING | EXISTING | EXISTING | EXISTING | EXISTING | EXISTING | B430 | |
| B432 | ALCOVE | VCT-1 | RB-1 | PWC-1/PTD-1 | PWC-1/PTD-1 | PWC-1/PTD-1 | PWC-1/PTD-1 | ACT-1 | SEE RCP | SEE RCP | B432 | PWC-1 UP TO 48" A.F.F., PTD-1 ABOVE. |
| B432A | STORAGE | VCT-1 | RB-1 | PTD-1 | PTD-1 | PTD-1 | PTD-1 | ACT-1 | SEE RCP | SEE RCP | B432A | |
| B433 | ANGIO | RUB-1/2/3 | FC | PWC-1/PTD-1/3/4 | PWC-1/PTD-1/3/4 | PWC-1/PTD-1/3/4 | PWC-1/PTD-1/3/4 | ACT-1 | SEE RCP | SEE RCP | B433 | PWC-1 UP TO 48" A.F.F., PTD-1, 3 & 4 ABOVE, SEE ELEVATIONS FOR LOCATIONS. |
| B434 | OFFICE | EXISTING | EXISTING | EXISTING | EXISTING | EXISTING | EXISTING | EXISTING | EXISTING | EXISTING | B434 | |
| B436 | WORK ROOM | VCT-1 | RB-1 | PTD-3 | PTD-1 | PTD-1 | PTD-1 | ACT-1 | SEE RCP | SEE RCP | B436 | |
| B437 | ANESTH. SUPPLY | VCT-1 | RB-1 | PTD-1 | PTD-1 | PTD-1 | PTD-1 | ACT-1 | SEE RCP | SEE RCP | B437 | |
| B438 | STAFF TOILET | CT-1 | CTB-1 | CT-2,3&4/PTD-3 | CT-2,3&4/PTD-3 | CT-2,3&4/PTD-3 | CT-2,3&4/PTD-3 | ACT-1 | SEE RCP | SEE RCP | B438 | CT-2,3&4 UP TO 40" A.F.F., PTD-3 ABOVE. SEE ELEVATIONS FOR PATTERN. |
| B439 | APRON STORAGE | VCT-1 | RB-1 | PTD-1 | PTD-1 | PTD-1 | PTD-1 | ACT-1 | SEE RCP | SEE RCP | B439 | |
| B440 | STAFF LOCKERS | VCT-1 | RB-1 | PTD-4 | PTD-4 | PTD-4 | PTD-4 | ACT-1 | SEE RCP | SEE RCP | B440 | PTD-4 ALL SURFACES AT SOFFIT. |
| B442 | CLEAN WORK | SV-1 | RB-1 | PWC-1/PTD-1 | PWC-1/PTD-1 | PWC-1/PTD-1 | PWC-1/PTD-1 | ACT-1 | SEE RCP | SEE RCP | B442 | PWC-1 UP TO 48" A.F.F., PTD ABOVE. |
| B444 | CLEAN SUPPLIES | SV-1 | RB-1 | PTD-1 | PTD-1 | PTD-1 | PTD-1 | ACT-1 | SEE RCP | SEE RCP | B444 | |
| B446 | ANGIO | EXISTING | EXISTING | EXISTING | EXISTING | EXISTING | EXISTING | EXISTING | EXISTING | EXISTING | B446 | *PTD TO MATCH EXISTING AT AREAS AFFECTED BY CONSTRUCTION. |
| B448 | CONTROL | EXISTING | EXISTING | EXISTING | EXISTING | EXISTING | EXISTING | EXISTING | EXISTING | EXISTING | B448 | |
| B449 | HOLDING | RUB-1 | RB-1 | - | PWC-1/PTD-3 | PWC-1/PTD-3 | PWC-1/PTD-3 | ACT-1 | SEE RCP | SEE RCP | B449 | PWC-1 UP TO 48" A.F.F., PTD-3 ABOVE. |
| B450 | ANGIO | EXISTING | EXISTING | EXISTING | EXISTING | EXISTING | EXISTING | EXISTING | EXISTING | EXISTING | B450 | |
| B451 | EQUIPMENT | VCT-1 | RB-1 | PTD-1 | PTD-1 | PTD-1 | PTD-1 | ACT-1 | SEE RCP | SEE RCP | B451 | |
| B452 | EQUIPMENT | EXISTING | EXISTING | EXISTING | EXISTING | EXISTING | EXISTING | EXISTING | EXISTING | EXISTING | B452 | |
| B453 | SOILED | SV-1 | FC | FRP-1 | FRP-1 | FRP-1 | FRP-1 | ACT-1 | SEE RCP | SEE RCP | B453 | FRP-1 FULL-HEIGHT AT ALL WALLS. |
| B454 | TEL/DATA | EXISTING | EXISTING | EXISTING | EXISTING | EXISTING | EXISTING | EXISTING | EXISTING | EXISTING | B454 | |
| B455 | CT EQUIP. | EXISTING | EXISTING | EXISTING | EXISTING | EXISTING | EXISTING | EXISTING | EXISTING | EXISTING | B455 | |
| B456 | FAMILY CONSULT | SV-2 | RB-1 | CR-2/PTD-3&4 | CR-2/PTD-3&4 | CR-2/PTD-3&4 | CR-2/PTD-3&4 | ACT-1 | SEE RCP | SEE RCP | B456 | PTD-3 ABOVE CHAIR RAIL, PTD-4 BELOW. |
| B456A | HSKP | SV-1 | FC | FRP-1/PTD-1 | FRP-1/PTD-1 | FRP-1/PTD-1 | FRP-1/PTD-1 | ACT-1 | SEE RCP | SEE RCP | B456A | FRP-1 TO 48" A.F.F., PTD-1 ABOVE. |
| B457 | OFFICE | EXISTING | EXISTING | EXISTING | EXISTING | EXISTING | EXISTING | EXISTING | EXISTING | EXISTING | B457 | |
| B458 | TOILET | EXISTING | EXISTING | EXISTING | EXISTING | EXISTING | EXISTING | EXISTING | EXISTING | EXISTING | B458 | |
| B459 | READING | EXISTING | EXISTING | EXISTING | EXISTING | EXISTING | EXISTING | EXISTING | EXISTING | EXISTING | B459 | |
| GC-B115 | CORRIDOR | EXISTING | RB-1 | CR-1/*PTD | CR-1/*PTD | CR-1/*PTD | CR-1/*PTD | ACT-1 | SEE RCP | SEE RCP | GC-B115 | *PTD TO MATCH EXISTING AT AREAS AFFECTED BY CONSTRUCTION. |
| GC-B120 | CORRIDOR | VCT-1/2/3 | RB-1 | CR-1/PTD-4 | CR-1/PTD-4 | CR-1/PTD-4 | CR-1/PTD-4 | ACT-1 | SEE RCP | SEE RCP | GC-B120 | SEE FLOOR FINISH PLAN FOR VCT LAYOUT. PTD-4 ABOVE AND BELOW CHAIR RAIL. |
| GC-B120A | CORRIDOR | EXISTING | RB-1 | CR-1/*PTD | CR-1/*PTD | CR-1/*PTD | CR-1/*PTD | ACT-1 | SEE RCP | SEE RCP | GC-B120A | *PTD TO MATCH EXISTING AT AREAS AFFECTED BY CONSTRUCTION. |

FINISH LEGEND:

- ACOUSTIC CEILING TILE:**
ACT-1 USG, MARS CLIMAPLUS, #86985, 24"x24"x3/4", WHITE, WITH DXL SUSPENSION SYSTEM.
- CERAMIC TILE:**
CT-1 (FLOOR TILE) AMERICAN OLEAN, 2"x2" UNGLAZED MOSAICS, A52 BUFF GRANITE
CT-2 (WALL TILE, FIELD) AMERICAN OLEAN, 4"x4" MATTE, 0095 SNOW MIST
CT-3 (WALL TILE, ACCENT) AMERICAN OLEAN, 4"x4" MATTE, 0039 NUTMEG
CT-4 (WALL TILE, ACCENT) AMERICAN OLEAN, BULLNOSE 54449, 4"x4" MATTE, 0039 NUTMEG
- CERAMIC TILE BASE:**
CTB-1 AMERICAN OLEAN, COVE BASE A3401, 4"x4" MATTE, 0039 NUTMEG
- CHAIR RAIL:**
CR-1 MATCH EXISTING. SEE 3/A-600 FOR DETAIL
CR-2 INPRO CORPORATION, 2700W TRADITIONAL CHAIR RAIL, WOODLAND FULL WRAP. PROVIDE END CAP ACCESSORIES AS REQUIRED FOR COMPLETE INSTALLATION, HOLD 1.5" OFF DOOR FRAME & CASEWORK, COLOR: APPLEWOOD 0537
- CORNER GUARD:**
*CG HEIGHT TO EXTEND FROM TOP OF BASE TO TOP OF DOOR FRAME (7"-2"), TYP.
CG-1 C/S ACROVYN 90°, SM SERIES, 2" WING, APPLIED, COLOR: MISSION WHITE
CG-2 C/S ACROVYN END WALL GUARD, SM SERIES, 2" WING, APPLIED, COLOR: MISSION WHITE
- FIBERGLASS REINFORCED PLASTIC:**
FRP-1 MARLITE, PEBBLED SURFACE, PROVIDE HORIZONTAL & VERTICAL TRIM ACCESSORIES AS REQUIRED FOR COMPLETE INSTALLATION, COLOR: P199 BRIGHT WHITE
- PAINT:**
PTD-1 ICI PAINTS, (FIELD), #739 ANTIQUE WHITE
PTD-2 ICI PAINTS, (DOOR/WINDOW TRIM), MMC#1 MEDIUM TAUPE
PTD-3 ICI PAINTS, (ACCENT), #1114 SOUVENIR
PTD-4 ICI PAINTS, (ACCENT), #1137 FLAGSTONE
- PLASTIC LAMINATE:**
PLAM-1 PIONITE, HONEY MAPLE, WM951 SUEDE (VERTICAL SURFACES AT CASEWORK, U.N.O.)
PLAM-2 PIONITE, KALE FIBER, AV861 SUEDE (HORIZONTAL SURFACES AT CASEWORK, U.N.O.)
- PROTECTIVE WALL COVERING:**
PWC-1 C/S ACROVYN, PEBBLETTE TEXTURE, .060" THICKNESS, PROVIDE HORIZONTAL & VERTICAL TRIM ACCESSORIES AS REQUIRED FOR COMPLETE INSTALLATION, COLOR: MISSION WHITE
- RUBBER BASE:**
RB-1 JOHNSONITE, 4" TRADITIONAL COVE BASE, USE MANUFACTURER'S LONGEST AVAILABLE COIL LENGTH, COLOR: 80 FAWN
- RUBBER SHEET FLOORING:**
RUB-1 NORA, NORAPLAN ENVIRONCARE, 3.0 MM SHEET, HEAT-WELD SEAMS, COLOR: 2784 SILVER CROWN
RUB-2 NORA, NORAPLAN ENVIRONCARE, 3.0 MM SHEET, HEAT-WELD SEAMS, COLOR: 2780 PHANTOM MIST
RUB-3 NORA, NORAPLAN ENVIRONCARE, 3.0 MM SHEET, HEAT-WELD SEAMS, COLOR: 2787 DRIFTWOOD
- SHEET VINYL:**
SV-1 MANNINGTON COMMERCIAL, ASSURANCE II, COLOR: 16307 PUTTY
SV-2 TOLI INTERNATIONAL, MATURE WOOD, "WOOD GRAIN" TO RUN PERPENDICULAR TO PATH OF TRAVEL THROUGH DOOR (PROJECT NORTH TO SOUTH), COLOR: 741 FRUITWOOD PLANK
- SOLID SURFACE MATERIAL:**
SSM-1 CORIAN, DOESKIN
SSM-2 CORIAN SINK, MODEL #820, COLOR: BISQUE
- VINYL COMPOSITION TILE:**
VCT-1 ARMSTRONG, STANDARD EXCELOX, IMPERIAL TEXTURE, COLOR: SANDY BEACH 51929
VCT-2 ARMSTRONG, STANDARD EXCELOX, IMPERIAL TEXTURE, COLOR: WASHED LINEN 51810
VCT-3 ARMSTRONG, STANDARD EXCELOX, IMPERIAL TEXTURE, COLOR: SMOKEY BROWN 51868
- WOOD (DOORS):**
WD-1 MATCH EXISTING WOOD SPECIES, CUT AND FINISH



3 EXISTING CHAIR RAIL
3" = 1'-0"

GENERAL FINISH NOTES:

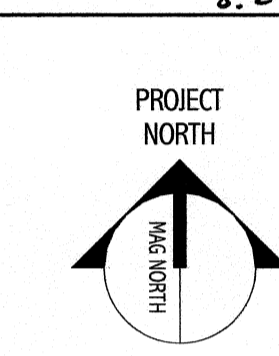


- SEE MANUFACTURER'S SPECIFICATIONS FOR ADDITIONAL INFORMATION REGARDING FINISH MATERIALS AND INSTALLATION INFORMATION.
- MATERIALS IN FINISH LEGEND ARE FROM MAINE MEDICAL CENTER'S FINISH STANDARDS. SUBSTITUTIONS WILL NOT BE ACCEPTED.
- DOOR AND WINDOW FRAMES TO BE PTD-2, UNLESS NOTED OTHERWISE.
- REFER TO RCP FOR SOFFIT HEIGHTS. ALL SOFFITS TO BE PTD-1, UNLESS NOTED OTHERWISE.
- ALL GWB CEILINGS TO BE PTD-1, UNLESS NOTED OTHERWISE.
- INTEGRAL BASE COLOR SHALL BE SYNONYMOUS WITH FLOOR COLOR AT THAT POINT, UNLESS NOTED OTHERWISE.
- ALL AREAS DISTURBED DURING CONSTRUCTION SHALL BE PATCHED TO MATCH EXISTING FINISHES.
- CONTRACTOR TO PERFORM ALKALINITY AND ADHESION TESTS (ASTM F 1869 & 2170) RECOMMENDED BY FLOORING MANUFACTURER FOR EACH TYPE OF FLOORING. PROCEED WITH INSTALLATION ONLY AFTER SUBSTRATES PASS TESTING. VERIFY RESULTS WITH FLOORING MANUFACTURER. CONTRACTOR TO CARRY ALLOWANCE FOR TOPICAL TREATMENT IF REQUIRED, KOESTER OR EQUAL.

FINISH ABBREVIATIONS:

- ACT ACOUSTIC CEILING TILE
- CT CERAMIC TILE
- CR CHAIR RAIL
- CG CORNER GUARD
- FRP FIBERGLASS REINFORCED PLASTIC
- FC FLASH COVE
- GWB GYPSUM WALL BOARD
- PTD PAINT
- PLAM PLASTIC LAMINATE
- PWC PROTECTIVE WALL COVERING
- RCP REFLECTED CEILING PLAN
- RB RUBBER BASE
- RUB RUBBER SHEET FLOORING
- SV SHEET VINYL
- SSM SOLID SURFACE MATERIAL
- VCT VINYL COMPOSITION TILE
- WD WOOD


144 Fox Street, 0, Box 018
Portland, Maine 04104
Tel: (207) 772-3846
Fax: (207) 772-1070
www.lamc.com

ARCHITECTURE
ENGINEERING
PLANNING
INTERIOR DESIGN
COMMISSIONING



Branhall Radiology
ANGIO RENOVATIONS
 PORTLAND, ME
 ISSUED FOR CONSTRUCTION
 8.24.10
 CURRENT ISSUE STATUS

| NO. | DATE | DESCRIPTION |
|-----|------|-------------|
| | | |
| | | |
| | | |
| | | |



SCALE: As indicated
 PROJECT MANAGER: DIV
 ARCHITECT: ART
 DATE OF RECORD: DIV
 PROJECT NO.: 09022-01
 DATE:
 SHEET TITLE:
**INTERIOR FINISHES,
 SCHEDULES &
 DETAILS**

SHEET No.
A-600