

1 BASEMENT DEMOLITION PLAN  
1/4" = 1'-0"

**NOTES:**

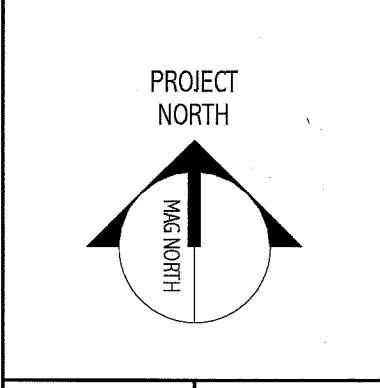


1. SEE SHEET E-001 FOR LEGEND AND GENERAL NOTES.

**KEYED NOTES:**

- 1 REMOVE ALL CONDUITS AND WIRING ASSOCIATED WITH VARIAN DISTRIBUTION PANEL. REMOVE TO INCLUDE REMOVAL OF JUNCTION BOX AND CONDUITS WALL MOUNTED BELOW VARIAN DISTRIBUTION PANEL. EXISTING FEEDER TO BE REUSED TO FEED NEW 50A CIRCUIT BREAKER SHOWN ON EPT102. MODIFY EXISTING WIRING AS REQUIRED.
- 2 REMOVE EXISTING NURSE CALL STATIONS AND RELOCATE AT LOCATIONS SHOWN ON EY101. MODIFY EXISTING WIRING AS REQUIRED TO ACCOMMODATE NEW LOCATIONS.
- 3 REMOVE EXISTING FIRE ALARM NOTIFICATION DEVICE AND RELOCATE AT LOCATION SHOWN ON EY101. MODIFY EXISTING WIRING AS REQUIRED TO ACCOMMODATE NEW LOCATION.
- 4 REMOVE JUNCTION BOX FOR EXISTING VARIAN EQUIPMENT AND REMOVE ALL CONDUIT & WIRING FROM JUNCTION BOX TO VARIAN DISTRIBUTION PANEL.
- 5 EXISTING LIGHTS & DIMMER SWITCH TO BE REMOVED AND REPLACED WITH NEW LIGHTS AS INDICATED ON SHEET EL101. UTILIZE EXISTING BRANCH CIRCUIT TO FEED NEW LIGHTS SHOWN.
- 6 REMOVE EXISTING SWITCHES AND RELOCATE AS INDICATED ON SHEET EL101. EXTEND EXISTING WIRING AS REQUIRED TO ACCOMMODATE NEW LOCATION.
- 7 EXISTING WIRELESS ACCESS POINT TO BE REMOVED AND REINSTALLED AT LOCATION SHOWN ON EY101.
- 8 EXISTING PANELBOARD SP1 TO BE REMOVED AND REPLACED WITH NEW PANEL LOCATED IN ELECTRICAL ROOM B599. EXTEND EXISTING FEEDER AND ANY REMAINING BRANCH CIRCUITS TO NEW LOCATION SHOWN ON EPT101.
- 9 REMOVE EXISTING SMOKE DETECTORS AND RELOCATE AT LOCATION SHOWN ON EY101. MODIFY EXISTING WIRING AS REQUIRED TO ACCOMMODATE NEW LOCATION.

144 Elm Street P.O. Box 618  
Portland, Maine 04104  
Tel: (207) 776-3866  
Fax: (207) 772-0770  
www.smriinc.com

ARCHITECTURE  
ENGINEERING  
PLANNING  
INTERIOR DESIGN  
COMMISSIONING



CT SIMULATOR REPLACEMENT  
PORTLAND, ME  
RE-ISSUED FOR CONSTRUCTION  
02.09.10  
CURRENT ISSUE STATUS:

REV	DATE	DESCRIPTION
0	02.09.10	RE-ISSUED FOR CONSTRUCTION
1	01.20.10	ISSUED FOR CONSTRUCTION

GRAPHIC SCALE:  
0" 1"  
SCALE: 1/4" = 1'-0"

PROJECT MANAGER: DIV  
DRAWN BY: CDS  
A/E OF RECORD: DIT  
PROJECT NO: 09122  
DATE: 1-20-10

SHEET TITLE:  
**ELECTRICAL  
DEMOLITION PLAN**

SHEET No. **ED101**  
Copyright © 2010 SMRI, Inc.