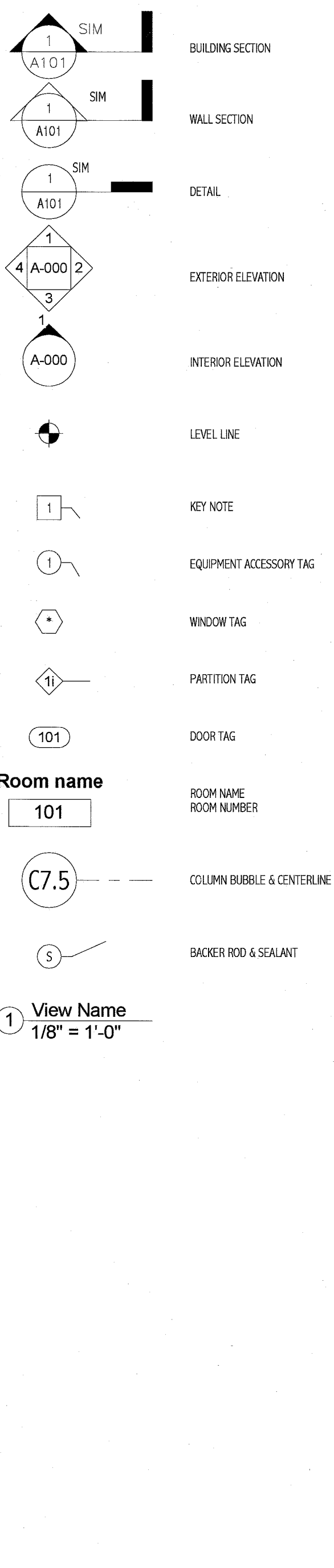


ABBREVIATIONS:

Table with columns for abbreviations and their corresponding full names. Includes items like AB (ANCHOR BOLT), ACCU (AIR CONDITIONING), ACPLAS (ACOUSTICAL PLASTER), etc.

SYMBOL LEGEND:



GENERAL NOTES:

- 1. FIELD VERIFY ALL DIMENSIONS AND LAYOUT PRIOR TO PROCEEDING WITH WORK. NOTIFY ARCHITECT IN WRITING OF ANY DISCREPANCIES OR INCONSISTENCIES. FAILURE TO REPORT ANY DISCREPANCIES WITHIN THESE CONSTRUCTION DOCUMENTS TO THE ARCHITECT WILL NOT BE GROUNDS FOR ADDITIONAL COST OR CHANGE ORDERS.
2. THE CONTRACTOR SHALL BE RESPONSIBLE FOR PROVIDING ALL MATERIALS (UNLESS NOTED OTHERWISE), AND WORKMANSHIP IN ACCORDANCE WITH FEDERAL, STATE, CITY, AND LOCAL BUILDING CODES AND THEIR REQUIREMENTS.
... 14. "PROVIDE" MEANS "FURNISH AND INSTALL."

APPLICABLE CODES:

- GENERALS:**
1. INTERNATIONAL BUILDING CODE (IBC); 2009 EDITION
2. NATIONAL FIRE PROTECTION ASSOCIATION (NFPA101); 2010 EDITION
3. ACCESSIBILITY GUIDELINES FOR BUILDINGS AND FACILITIES (ADA); 1994 EDITION
4. AIA GUIDELINES FOR DESIGN AND CONSTRUCTION OF HOSPITAL AND HEALTHCARE FACILITIES; 2010 EDITION

PLUMBING:
1. NFPA 13: INSTALLATION OF SPRINKLER SYSTEMS; 2002
2. STATE OF MAINE INTERNAL PLUMBING CODE; 2005

HVAC:
1. MECHANICAL CODE: INTERNATIONAL MECHANICAL CODE; 2003 EDITION
2. NFPA 99 HEALTHCARE FACILITIES; 2002 EDITION
3. ENERGY CODE: ASHRAE 90.1; 2001 EDITION WITH AMENDMENTS
4. ASHRAE 62; 2001 EDITION
5. FIRE AND SMOKE DAMPER INSTALLATION: NFPA 90A AND NFPA 10; 2003 EDITION
6. DUCT MOUNTED SMOKE DETECTORS: NFPA 72 EDITION

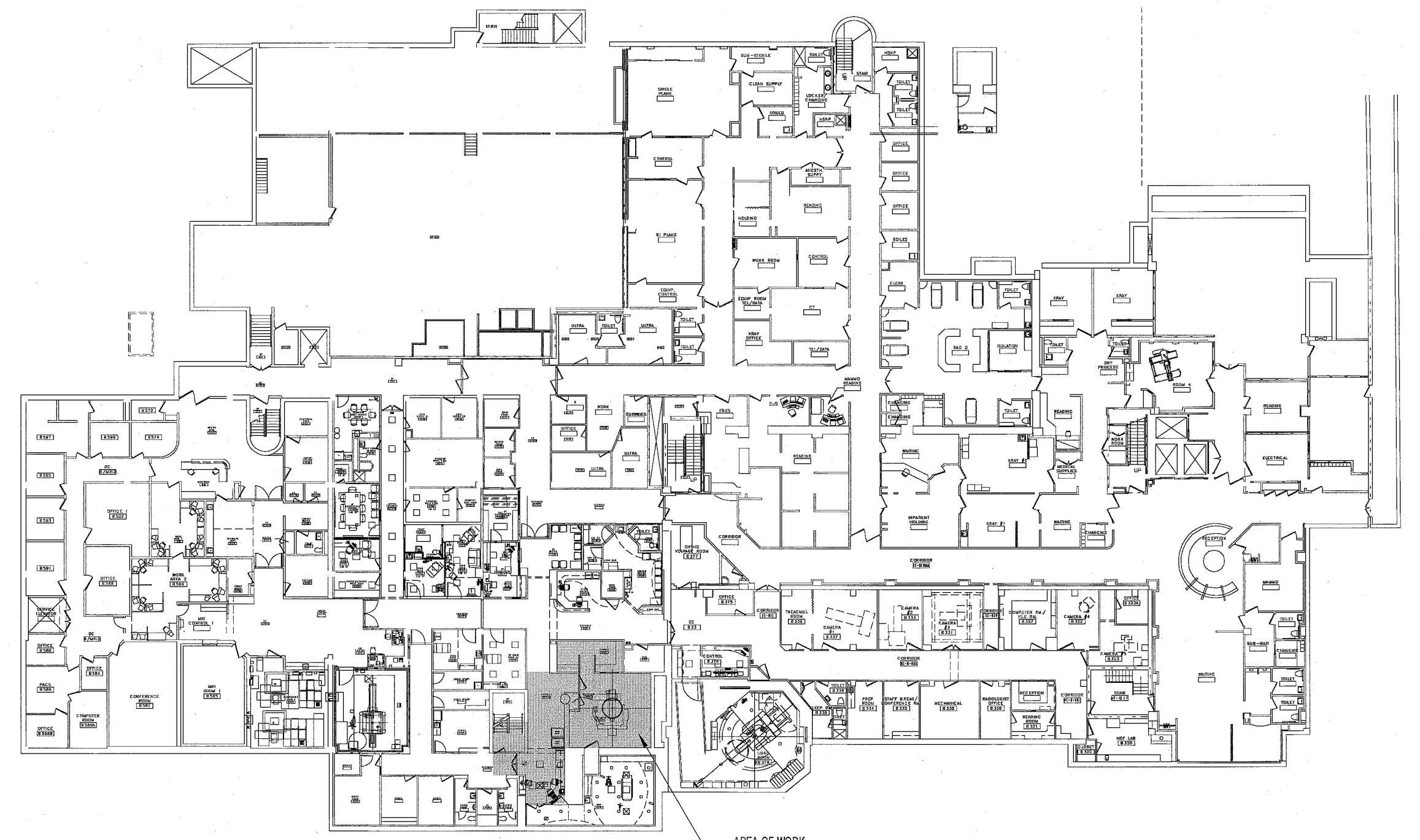

ELECTRICAL:
1. NFPA 70; 2005 EDITION
2. NFPA 72; 2003 EDITION
3. IESNA LIGHTING HANDBOOK REFERENCE AND APPLICATION, 9th EDITION



MAINE MEDICAL CENTER

BRAMHALL CAMPUS: PORTLAND, MAINE

CT SIMULATOR REPLACEMENT



1 BASEMENT LEVEL: BRAMHALL CAMPUS
1/32" = 1'-0"

EQUIPMENT AND ACCESSORIES SCHEDULE

TAG	DESCRIPTION	PROVIDE
1	NUCLETRON w/ ACCESSORIES	O/O
2	NUCLETRON CONTROLS	O/O
3	*	*
4	LASER	O/C
5	*	*
6	MONITOR	O/C
7	WATER BATH	E
8	MED GAS	C/C
9	LINEN DROP/STORAGE	C/C
10	SOAP DISPENSER	O/C
11	COAT/ROBE HOOK	C/C
12	PAPER TOWEL DISPENSER	O/C
13	SHARPS	O/C

EQUIPMENT AND ACCESSORIES SCHEDULE

TAG	DESCRIPTION	PROVIDE
14	LATEX GLOVES	O/C
15	TRASH BIN	O/O
16	STERIS HARMONY LA 300 LIGHT	O/O
17	PACS/FOCAL SIM	O/O
18	IMPAC	O/O
19	CORNER GUARD	C/C

C/C: CONTRACTOR FURNISHED/CONTRACTOR INSTALLED
O/C: OWNER FURNISHED/CONTRACTOR INSTALLED
O/O: OWNER FURNISHED/OWNER INSTALLED
E: EXISTING

PARTITION LEGEND:

Symbol	Description	Detail
F1	FURRING PARTITION -3 5/8" 25 GA. STEEL STUDS @ 24" O.C. TO DECK; U.N.O. (1) LAYER 5/8" INTERIOR GYPSUM BOARD TO DECK	[Diagram]
F2	FURRING PARTITION -6" 25 GA. STEEL STUDS @ 24" O.C. TO DECK (1) LAYER 5/8" INTERIOR GYPSUM BOARD TO DECK	[Diagram]
X1	1 HOUR RATED PARTITION; U.L.L. #4415 (1) LAYER 5/8" TYPE X INTERIOR GYPSUM BOARD TO DECK -3 5/8" 25 GA. STEEL STUDS @ 24" O.C. TO DECK; U.N.O. -FULL BATT INSULATION (1) LAYER 5/8" TYPE X INTERIOR GYPSUM BOARD TO DECK -SEAL ALL PENETRATIONS	[Diagram]
S1	SOUND ATTENUATED PARTITION; STC 45 (1) LAYER 5/8" TYPE INTERIOR GYPSUM BOARD TO DECK -3 5/8" 25 GA. STEEL STUDS @ 24" O.C. TO DECK; U.N.O. -FULL BATT INSULATION (1) LAYER 5/8" TYPE INTERIOR GYPSUM BOARD TO DECK -SEAL ALL PENETRATIONS	[Diagram]
S2	LEAD SHIELDED & SOUND ATTENUATED PARTITION; STC 45 (1) LAYER 5/8" TYPE INTERIOR GYPSUM BOARD TO DECK -3 5/8" 25 GA. STEEL STUDS @ 24" O.C. TO DECK; U.N.O. -FULL BATT INSULATION -1/16" LEAD SHELDING, CONTINUOUS (TAGGED SIDE) (1) LAYER 5/8" TYPE INTERIOR GYPSUM BOARD TO DECK -SEAL ALL PENETRATIONS	[Diagram]
S3	LEAD SHIELDED PARTITION -1/16" LEAD SHELDING, CONTINUOUS (TAGGED SIDE) (1) LAYER 5/8" TYPE INTERIOR GYPSUM BOARD TO DECK -SEAL ALL PENETRATIONS	[Diagram]

DRAWING LIST

Sheet Number	Sheet Name	Issue Status	Issue Date
G-001	GENERAL INFORMATION	RE-IFC	02.09.10
A-001	BASEMENT LIFE SAFETY PLAN & DEMOLITION PLANS	RE-IFC	02.09.10
A-100	BASEMENT FLOOR PLAN, REFLECTED CEILING PLAN, & SECTION	RE-IFC	02.09.10
A-200	INTERIOR ELEVATIONS	RE-IFC	02.09.10
A-500	DETAILS	RE-IFC	02.09.10
A-600	INTERIOR FINISHES, SCHEDULES, & DETAILS	RE-IFC	02.09.10
M-101	HVAC & PLUMBING PLANS	RE-IFC	02.09.10
E-001	LEGEND AND GENERAL NOTES	RE-IFC	02.09.10
ED101	ELECTRICAL DEMOLITION PLAN	RE-IFC	02.09.10
EL101	LIGHTING BASEMENT FLOOR PLAN	RE-IFC	02.09.10
EP101	CT SIMULATOR EQUIPMENT PLAN	RE-IFC	02.09.10
EY101	SYSTEMS BASEMENT FLOOR PLAN	RE-IFC	02.09.10
Q-001	NUCLETRON COVER SHEET	RE: MANUFACTURER	02.09.10
Q-002	PRELIMINARY LAYOUT	RE: MANUFACTURER	02.09.10
Q-003	SITE PREP CHECKLIST	RE: MANUFACTURER	02.09.10
Q-004	ROOM EQUIPMENT LAYOUT	RE: MANUFACTURER	02.09.10
Q-005	STRUCTURAL PLAN	RE: MANUFACTURER	02.09.10
Q-006	SIMULATOR RAIL INSTALLATION	RE: MANUFACTURER	02.09.10
Q-007	LASER DETAILS	RE: MANUFACTURER	02.09.10
Q-008	ELECTRICAL REQUIREMENTS	RE: MANUFACTURER	02.09.10
Q-009	WIRING DETAILS	RE: MANUFACTURER	02.09.10
Q-010	EQUIPMENT DETAILS	RE: MANUFACTURER	02.09.10

144 Fore Street, Box 618
Portland, Maine 04104
Tel: (207) 772-9446
Fax: (207) 772-0700
www.smri.com

ARCHITECTURE
ENGINEERING
PLANNING
INTERIOR DESIGN
COMMISSIONING

SMRI

LICENSED ARCHITECT
DEREK J. VEILLEUX
No. 3185
2-9-10

PROJECT NORTH

RE-ISSUED FOR CONSTRUCTION 02.09.10

CT SIMULATOR REPLACEMENT

GRAPHIC SCALE: 0" 1"

SCALE: As Indicated

PROJECT MANAGER: DIM

FLORIAN BY: CS

AGE OF RECORD: DIM

PROJECT NO: 09122

DATE: 01.20.10

SHEET TITLE:
GENERAL INFORMATION

SHEET No: **G-001**