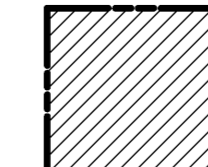



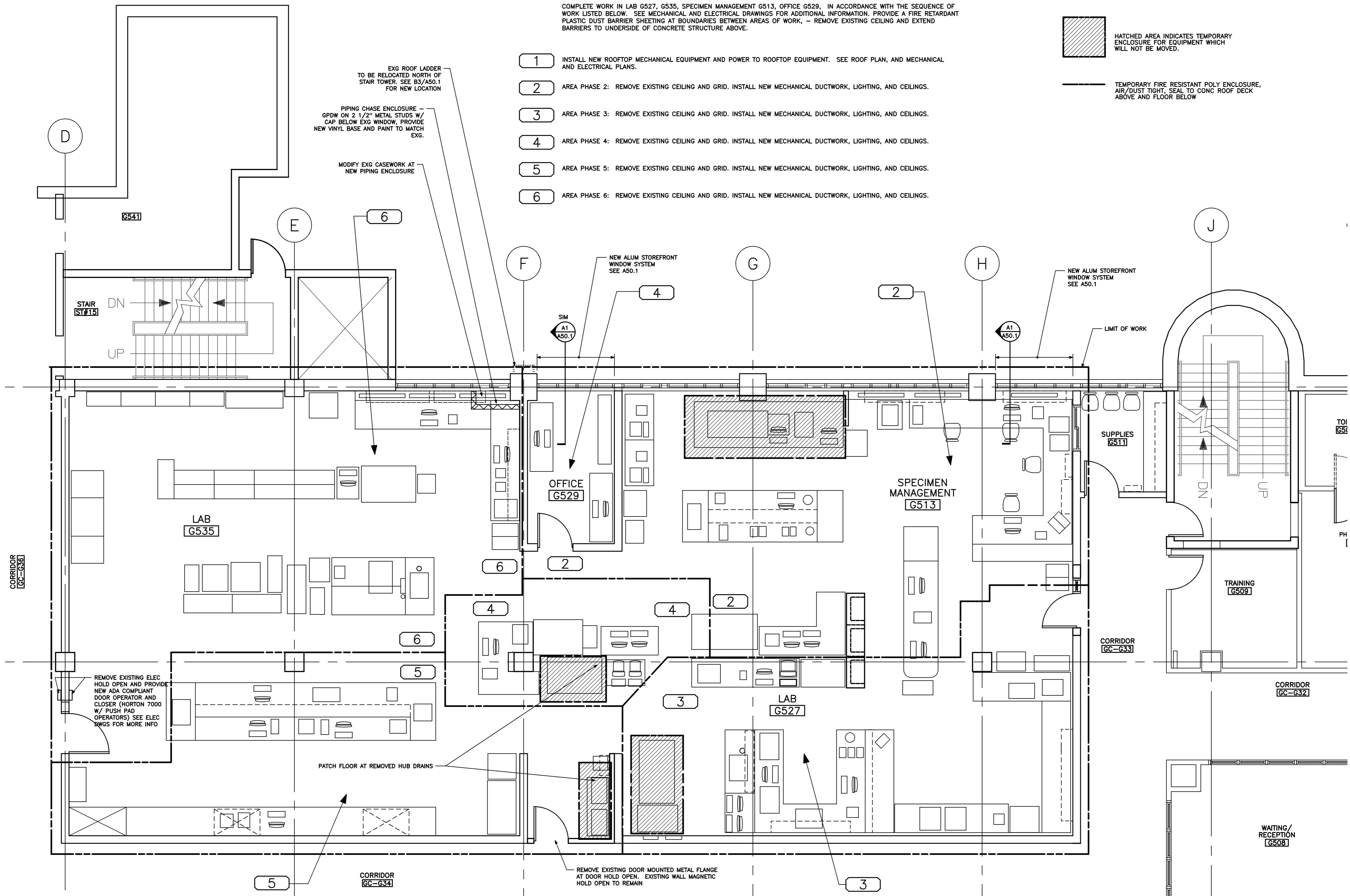
**WORK SEQUENCE NOTES:**

COMPLETE WORK IN LAB G527, G535, SPECIMEN MANAGEMENT G513, OFFICE G529, IN ACCORDANCE WITH THE SEQUENCE OF WORK LISTED BELOW. SEE MECHANICAL AND ELECTRICAL DRAWINGS FOR ADDITIONAL INFORMATION. PROVIDE A FIRE RETARDANT PLASTIC DUST BARRIER SHEETING AT BOUNDARIES BETWEEN AREAS OF WORK. - REMOVE EXISTING CEILING AND EXTEND BARRIERS TO UNDERSIDE OF CONCRETE STRUCTURE ABOVE.

- 1 INSTALL NEW ROOFTOP MECHANICAL EQUIPMENT AND POWER TO ROOFTOP EQUIPMENT. SEE ROOF PLAN, AND MECHANICAL AND ELECTRICAL PLANS.
- 2 AREA PHASE 2: REMOVE EXISTING CEILING AND GRID. INSTALL NEW MECHANICAL DUCTWORK, LIGHTING, AND CEILINGS.
- 3 AREA PHASE 3: REMOVE EXISTING CEILING AND GRID. INSTALL NEW MECHANICAL DUCTWORK, LIGHTING, AND CEILINGS.
- 4 AREA PHASE 4: REMOVE EXISTING CEILING AND GRID. INSTALL NEW MECHANICAL DUCTWORK, LIGHTING, AND CEILINGS.
- 5 AREA PHASE 5: REMOVE EXISTING CEILING AND GRID. INSTALL NEW MECHANICAL DUCTWORK, LIGHTING, AND CEILINGS.
- 6 AREA PHASE 6: REMOVE EXISTING CEILING AND GRID. INSTALL NEW MECHANICAL DUCTWORK, LIGHTING, AND CEILINGS.

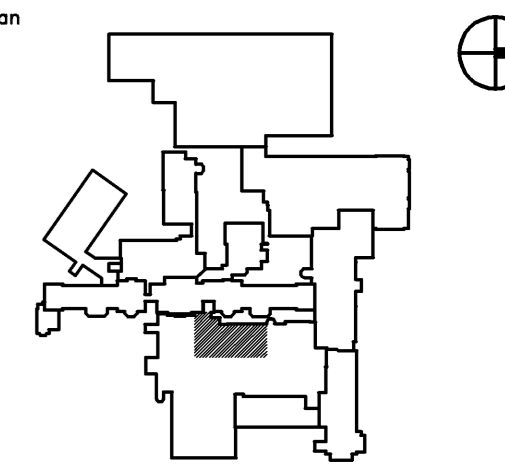
**LEGEND**

-  HATCHED AREA INDICATES TEMPORARY ENCLOSURE FOR EQUIPMENT WHICH WILL NOT BE MOVED.
-  TEMPORARY FIRE RESISTANT POLY ENCLOSURE. AIR/DUST TIGHT, SEAL TO CONC ROOF DECK ABOVE AND FLOOR BELOW



Project Title  
**MAINE MEDICAL CENTER HVAC LAB RENOVATIONS**  
PORTLAND, MAINE

HA Project No. **08101**

Key Plan  


Issue Dates	Description
10-31-08	ISSUED FOR BID
10-10-08	75% REVIEW

Mark	Date	Description

Drawing Status	
----------------	--

Drawing Title  
**FIRST FLOOR SEQUENCE PLAN**

PA / PE: **JBL** Drawn By: **MCM**

Drawing Number  
**A10.1**