

CUSTOM AIR HANDLING UNIT SCHEDULE																				
ITEM	MANUFACTURER	MODEL	LOCATION	TOTAL SUPPLY CFM	MINIMUM O.A. CFM	O.A. AFS	ROUGHING FILTERS	PRE-FILTERS	FINAL FILTERS	HEATING COIL	STEAM HUMIDIFIER	COOLING COIL	SUPPLY FAN	SUPPLY FAN AFS	SUPPLY FAN CFM CONTROL	ELECTRICAL DATA			TOTAL UNIT WEIGHT	REMARKS
																VOLTS	PHASE	FLA		
AHU-6D	SEE NOTE 1		PENTHOUSE	45000	14,500	AFS-1A	RF-1	PF-1	FF-1	PH-1	SH-1	CC-1	SF-1	AFS-1B/1C	VFC-1	480	3		50,100	
NOTE: 1. REFER TO INDOOR CUSTOM AIR HANDLING UNIT SPECIFICATION 15654 FOR LIST OF MANUFACTURERS.																				

AHU CHILLED WATER COOLING COIL SCHEDULE																							
ITEM	MANUFACTURER	MODEL	LOCATION	TOTAL CFM	NUMBER OF COILS	FACE VELOCITY (FPM)	FACE AREA SQ. FT.	COIL SIZE						AIR DATA						WATER DATA			REMARKS
								ROWS	COLS	FIN/INCH	EDB	EWB	LDB	LWB	P.D. (IN. W.G.)	TOT. MBH	SENS MBH	EWI	LWT	GPM	P.D. FT. HD.		
CC-1	HEATCRAFT	SWS1110B	PENTHOUSE	45,000	6	450	100	(6) 37.5" H X 64"	10	11	79.7	65.7	49	45.9	1.06	2,190.00	1,509.00	44	55	366	6		

AHU STEAM HUMIDIFIER SCHEDULE																		
ITEM	MANUFACTURER	MODEL	LOCATION	CFM	NO. OF TUBES	ENTERING AIR (F)				STEAM PSIG	FACE DIMENSION (IN.)				FACE VELOCITY	LBS/HR	MAX. ABSORB. DISTANCE	REMARKS
						DB	WB	DB	RH		WIDTH	HEIGHT	TOTAL AREA					
SH-1	DRH-STEEM	ULTRA-SORB	PENTHOUSE	45,000	45	36	72	30	5	(2) 60"	72	60	60	750	660	24		

AHU SOUND ATTENUATOR SCHEDULE															
ITEM	MANUFACTURER	MODEL	SIZE	LOCATION	OIL								STATIC PRESS. DROP (IN. W.G.)	REMARKS	
					63	125	250	500	1K	2K	4K	8K			CFM
SA-1A	VBRD-ACOUSTICS	RMB-LLV-F2	100"W X 60"H X 60"L	AHU-6ED	9	17	27	31	41	33	24	19	45000	0.34"	

AHU FILTER SCHEDULE												
ITEM	MANUFACTURER	MERV RATING	SERVES	RATED EFF. %	MAX. S.P. DROP (IN. W.G.)			CFM	FACE AREA SQ. FT.	FACE VELOCITY FPM	FILTER THICKNESS (IN.)	REMARKS
					INITIAL	FINAL	CFM					
FF-1	AEROSTAR SERIES 400	MERV-8	AHU-6ED	30	0.33	0.75	45,000	96	469	4"	PRE-FILTER	
RF-1	AEROSTAR SERIES 400	MERV-8	AHU-6ED	30	0.33	0.75	45,000	96	469	4"	ROUGHING FILTER	
FF-1	FARR-CAMFIL	MERV-17	AHU-6ED	99.99	0.075	1.5	45,000	96	469	11-1/2"	FLTRA 2000SERIES 1561	

AHU FAN SCHEDULE														
ITEM	MANUFACTURER	MODEL	TYPE	LOCATION	CFM	S.P.	FAN	ELECTRICAL DATA			DRIVE TYPE	LWLWA	REMARKS	
						(IN. W.G.)	RPM	HP	VOLTS	PHASE				RPM
SF-1	TWIN CITY FAN	365 BAF-DW	DWDL	PENTHOUSE	45,000	10	1,537	125	480	3	1750	BELT	104	CLASS III

AHU - AIR BLENDER SCHEDULE										
ITEM	MFG	MODEL	LOCATION	CFM	PLENUM DIMENSIONS			AIR VELOCITY FPM	PRESSURE DROP (IN. W.G.)	REMARKS
					WIDTH	HEIGHT	FPM			
BL-1	BLENDER PRODUCTS	2.48.56	AHU-6ED	45,000	13'-4"	19'-4"	1250	0.21	(2) 96" DIAMETER BLENDERS	

STEAM PREHEAT COIL SCHEDULE														
ITEM	MANUFACTURER	MODEL	CFM	DIMENSIONS (IN.)			AIR DATA				STEAM PRESSURE		COIL ROWS	REMARKS
				HEIGHT	WIDTH	EAT	LAT	PD (IN. W.G.)	MBH	PSIG	COND (LB/HR)			
PH-1	HEATCRAFT	SJAD601C	45,000	(4) 36"	(4) 66"	45	65	0.19	1,010	5	1,052	1		
NOTES: 1. PH-1 SHALL BE (4) COILS 36" FIN HIGH X 66" FIN LENGTH FOR A TOTAL FACE AREA OF 66.0 SQ. FT.														

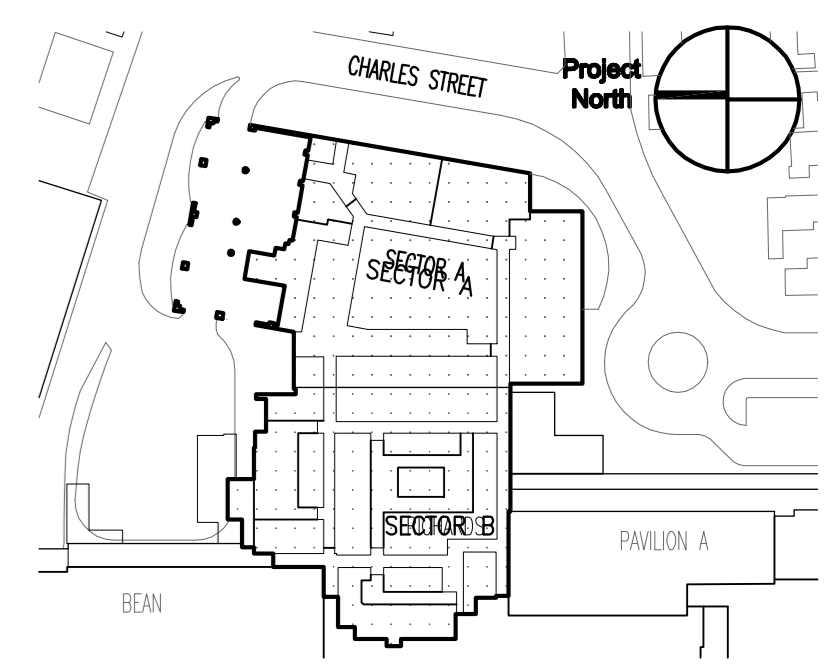
AHU AIR FLOW STATION SCHEDULE									
ITEM	MANUFACTURER	SYSTEM SERVED	MODEL	CFM	P.D.		SIZE	VELOCITY FPM	REMARKS
					(IN. W.G.)	SIZE			
AFS-1A	RUSORN	AHU-6ED AIR O/A	RUSORN IAQ-50	14,850	0.2	108X18	1700		
AFS-1B	AIR MONITOR	AHU-6ED SUPPLY	VOLU-PROBE/FI	22,500	0.05	25.38"	6304		
AFS-1C	AIR MONITOR	AHU-6ED SUPPLY	VOLU-PROBE/FI	22,500	0.05	25.38"	6304		

DAMPER SCHEDULE											
ITEM	MANUFACTURER	MODEL	LOCATION	DAMPER SIZE		CFM	VELOCITY	PRESS. DROP (IN. W.G.)	UNIT SERVED	SYSTEM TYPE	REMARKS
				WIDTH	HEIGHT						
SD-1	RUSORN	SD-40	AHU-6ED	132	48	45,000	1023	0.08	AHU-6ED	SUPPLY AIR	SMOKE DAMPER
RA-1	TAMCO	1000	AHU-6ED	144	30	30,150	1005	0.1	AHU-6ED	RETURN AIR	RETURN AIR
OA-1	TAMCO	9000	AHU-6ED	144	48	30,150	628	0.18	AHU-6ED	OUTSIDE AIR	ECONOMIZER


General Notes:


1. THIS DRAWING H701 INCLUDED HEREIN FOR REFERENCE BY THIS CONTRACTOR. THIS CONTRACTOR SHALL PROVIDE THE COMPLETE INSTALLATION AND ALL REQUIRED WORK FOR INSTALLING THE PRE-PURCHASE AHU-6ED. THE UNIT AHU-6ED IS TO BE PRE-PURCHASED UNDER A SEPERATE CONTRACT BY THE CONSTRUCTION MANAGER (W. A. BERRY) FOR THE OWNER (MAINE MEDICAL CENTER).

MARK	ISSUE DATE	DESCRIPTION
BID	12/14/07	BID SET
Issue Log		



Key Plan


TRO Jung|Brannen
 ARCHITECTURE INTERIOR DESIGN ENGINEERING MASTER PLANNING
 22 Boston Wharf Road, Boston, Massachusetts 02210
 Tel 617.502.8400 Fax 617.502.3402 www.trojngbrannen.com


Maine Medical Center
 ED Expansion and Renovation
 Portland, Maine MMC Project No. 21843

Drawing Title
HVAC SCHEDULES SHEET NO. 2

Drawn By	MJC	Commission No.	4696
Approved By	MJC	Date Issued	12/14/07

Phase / Package Number	Sheet Number
	H701