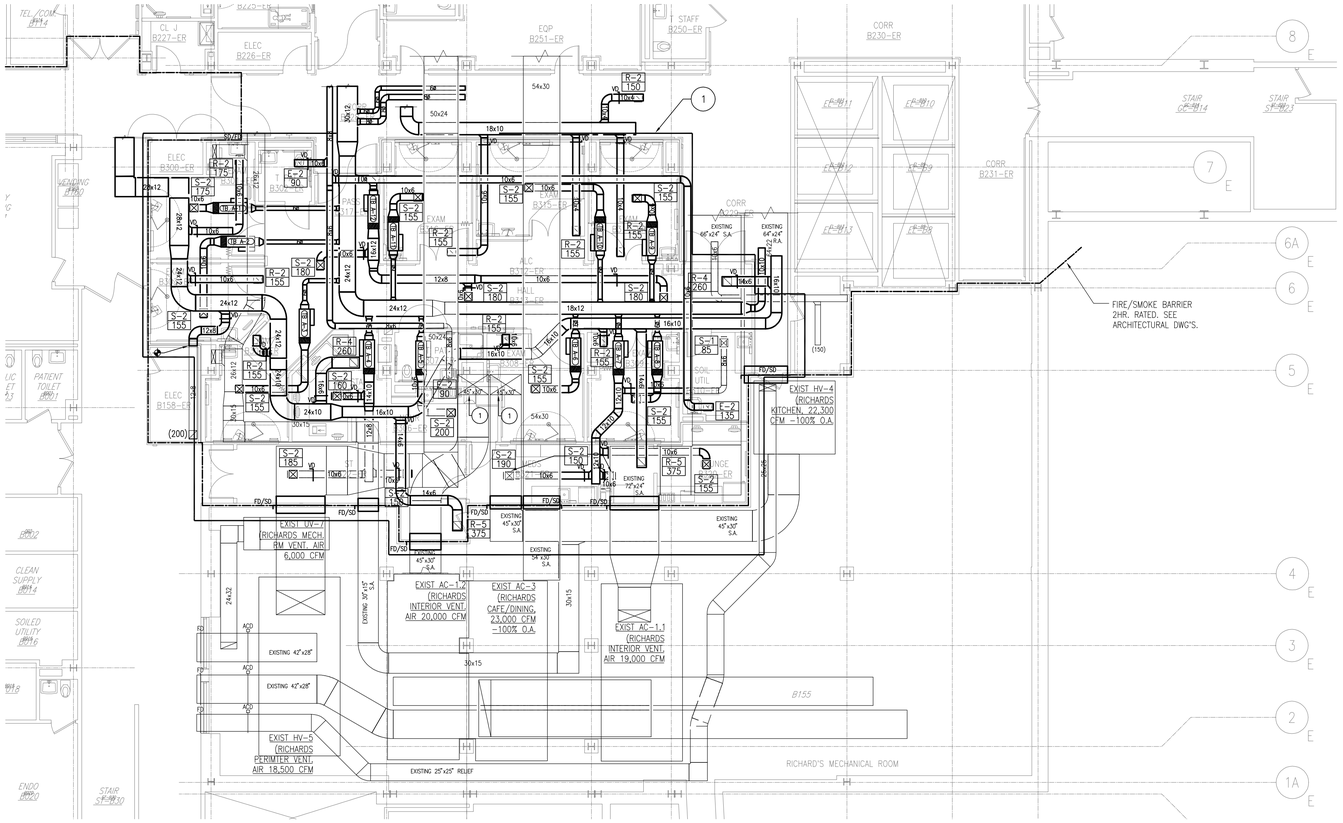

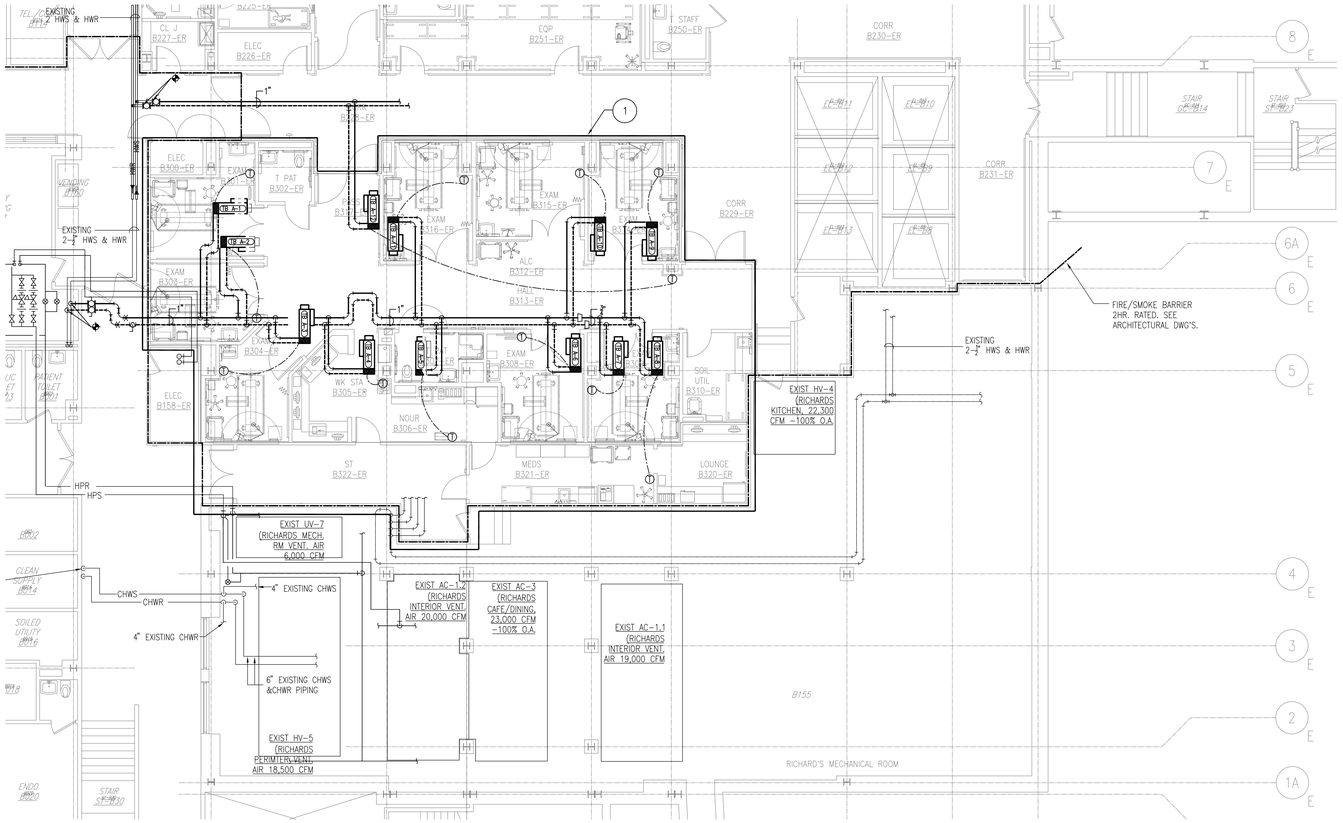

BASEMENT FLOOR PLAN
SECTOR "B"
SCALE: 1/8"=1'-0"

General Notes:

GENERAL NOTES:

1. PROVIDE VOLUME DAMPERS IN ALL SUPPLY, RETURN, AND EXHAUST DUCT BRANCHES; (TYPICAL).
2. HWS AND HWR BRANCH PIPING TO TERMINAL BOXES SHALL BE 3/4" UNLESS OTHERWISE NOTED.

DRAWING NOTES:

1. THE HVAC DUCTWORK AND PIPING WORK WITHIN THIS AREA OF RICHARDS BUILDING BASEMENT (CDU) AS SHOWN ON THIS DRAWING SHALL BE PRICED AS ADD ALTERNATE NO. 5. DEDICATED TERMINAL BOX ZONES FOR EACH SPACE WITHIN CDU. REFER TO DRAWING H200.B DUCTWORK AND H300.B PIPING DRAWINGS FOR THE BASE BID SCOPE OF WORK.

MARK	ISSUE DATE	DESCRIPTION
BID	12/14/07	BID SET

Issue Log

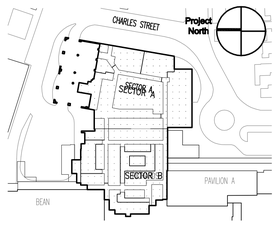

Key Plan

TRO Jung|Brannen

ARCHITECTURE INTERIOR DESIGN ENGINEERING MASTER PLANNING

22 Boston Wharf Road, Boston, Massachusetts 02210
Tel 617.502.9400 Fax 617.502.3402 www.trojungbrannen.com

Maine Medical Center
ED Expansion and Renovation
Portland, Maine MMC Project No. 21843

Drawing Title
HVAC BASEMENT DUCT/PIPE PLAN-SECTOR "B" (ADD ALTERNATE NO.5)

Drawn By	FWC	Commission No.	4696
Approved By	MJC	Date Issued	12/14/07

Phase / Package Number	Sheet Number
	H200.ALT.

Copyright © 2007 TRO Jung|Brannen