ABBREVIATIONS

A

A	AIR
AB	ANCHOR BOLT
ABV	ABOVE
AC	AIR CONDITIONING
ACCESS	ACCESSORIES
ACT	ACOUSTICAL CEILING TILE
ACTA	ACOUSTICAL CEILING TILE ALUMINUM
ACTP	ACOUSTICAL CEILING TILE PLASTIC
ADH	ADHESIVE
ADJ	ADJUSTABLE
ADO	AUTOMATIC DOOR OPERATOR
AF	ACCESS FLOOR
AFF	ABOVE FINISHED FLOOR
ALF	ASSISTED LIVING FACILITY
ALT	ALTERNATE
ALUM	ALUMINUM
ANOD	ANODIZED
APPROX	APPROXIMATE
ARCH	ARCHITECT (ARCHITECTURAL)
ASB	ASBESTOS
ASPH	ASPHALT
AUTO	AUTOMATIC
AWC	ACOUSTICAL WALL COVERING (CARPET)

B

B BD	BULLETIN BOARD
BC	BRICK COURSE
BD	BOARD
BED RM	BED ROOM
BEJ	BUILDING EXPANSION JOINT
BET	BETWEEN
BG	BUMPER GUARD
BITUM	BITUMINOUS
BLDG	BUILDING
BLK	BLOCK
BLKG	BLOCKING
BLW	BELOW
BM	BEAM
BNCH	BENCH
BOB	BOTTOM OF BEAM
BOF	BOTTOM OF FOOTING
BOS	BOTTOM OF SLAB
BOT	BOTTOM
BPW	BED PAN WASHER
BR	BUMPER RAIL
BRG	BEARING
BRK	BRICK
BS	BARIUM SINK
BSMT	BASEMENT
BW	BOTH WAYS

C

CA	COMPRESSED AIR
CAB	CABINET
CAF	COMPUTER ACCESS FLOORING
CASS	CASSETTE
CEM	CEMENT
CG	CORNER GUARD
CH RACK	CHART RACK
CHKD PL	CHECKERED PLATE
CI	CAST IRON
CJ	CONSTRUCTION JOINT
CJ	CONTROL JOINT
CL	CENTER LINE
CL UTIL	CLEAN UTILITY
CLG	CEILING
CLO	CLOSET
CIP	CAST IN PLACE
CLR	CLEAR
CM	CONSTRUCTION MANAGER
CMS	COMBINATION MIRROR SHELF
CMU	CONCRETE MASONRY UNIT
CNTR	COUNTER
CO	CASED OPENING
COL	COLUMN
COMP	COMPOSITION
CONC	CONCRETE
CONFER	CONFERENCE
CONN	CONNECTION
CONST	CONSTRUCTION
CONST JT	CONSTRUCTION JOINT
CONT	CONTINUOUS
CORK TKBD	CORK TACKBOARD
CORR	CORRIDOR
CPT	CARPET
CPT T	CARPET TILE
CR	CRASH RAIL
CRB	CRUTCH BRACKET
CRS	COURSE (BRICK OR BLOCK)
CS	CUP SINK
CSK	COUNTERSUNK
CSWK	CASEWORK
CT	CERAMIC TILE
CTR	CENTER
CTRK	CURTAIN TRACK
CUB C	CUBICAL CURTAIN
CW	COLD WATER
CWG	CLEAR WIRE GLASS
CWT	CERAMIC WALL TILE

D

D BD	DRAIN BOARD
D RM	DRESSING ROOM
D TRK	DRAPERY TRACK
D WT	DUMB WAITER
DBL	DOUBLE
DEM	DEMOLITION
DET	DETAIL
DF	DRINKING FOUNTAIN
DIA	DIAMETER
DIAG	DIAGONAL
DIFF	DIFFUSER
DIM	DIMENSION
DISP	DISPENSER
DKRM	DARKROOM
DMPF	DAMPPROOFING
DN	DOWN
DO	DOOR OPENING
DP	DOOR PROTECTION
DR	DOCTOR
DRAP	DRAPERY
DRS DIC	DOCTOR'S DICTATING
DRW	DRAWER
DRWG	DRAWING
DS	DOWNSPOUT
DTL	DETAIL
DV CAB	DOUBLE VIEW CABINET
DW	DISHWASHER
DWG	DRAWING
DWL	DOWEL

E

E	EAST
EA	EACH
EEG	ELECTROENCEPHALOGRAPHY
EH	ELECTRIC HOLD
EIFS PM	EXTERIOR INSULATION FINISH SYSTEM LAD LADDER
	POLYMER MODIFIED
EKG	ELECTROCARDIOGRAPHY
EL	ELEVATION
ELEC	ELECTRICAL
ELEV	ELEVATION
ELEV	ELEVATOR
EMER	EMERGENCY
EMG	ELECTROMYOGRAPHY
EP	ELECTRICAL PANELBOARD
EPXY	EPOXY
EQ	EQUAL
EQUIP	EQUIPMENT
ETBR	EXISTING TO BE REMOVED
ETR	EXISTING TO REMAIN
EWC	ELECTRIC WATER COOLER
EX	EXISTING
EXH	EXHAUST
EXP JT	EXPANSION JOINT
EXPO	EXPOSED
EXT	EXTERIOR

F

FA	FIRE ALARM
FAB	FABRIC
FAB TKBD	FABRIC TACKBOARD
FD	FLOOR DRAIN
FDN	FOUNDATION
FFL	FINISH FLOOR LINE
FGL	FIBERGLASS
FHMS	FLAT HEAD METAL SCREW
FHWS	FLAT HEAD WOOD SCREW
FIN	FINISH
FLASH	FLASHING
FLDG	FOLDING
FLR	FLOOR(ING)
FLUOR	FLUORESCENT
FPRF	FIREPROOF(ING)
FR	FLOOR RECEPTOR
FRGWB	FIBER-REINFORCED GYPSUM WALLBOARD
FRSS	FLUSHING RIM SERVICE SINK
FS	FASCIA SUMP
FSTNR	FASTENER
FT	FOOT (FEET)
FTD	FACIAL TISSUE DISPENSER
FTG	FOOTING
FURR	FURRING
FUT	FUTURE
FWC	FABRIC WALL COVERING
FXC	FIRE EXTINGUISHER CABINET
FXTR	FIXTURE

G

G	GAS
GA	GAGE (GAUGE)
GALV	GALVANIZED
GB	GRAB BAR
GB SA	GRAB BAR SWING AWAY
GDR	GUARD RAIL
GFRC	GLASS FIBER REINFORCED CONCRETE
GFRGPS	GLASS FIBER REINFORCED GYPSUM POLYMER SHAPES
GL	GLASS
GLV DISP	GLOVE DISPENSER
GR	GRADE
GR C	GROUT COLOR
GRAN	GRANITE
GRTG	GRATING
GT	GLAZED TILE
GWB	GYPSUM WALL BOARD

H

H	HYDROGEN
H BD	HARDBOARD
H PT	HIGH POINT
H/C	HANDICAPPED
HB	HOSE BIB
HC	HOLLOW CORE
HD	HAND DRYER
HDW	HARDWARE
HDWD	HARDWOOD
HGR	HANGER
HGT	HEIGHT
HK	HOOK(S)
HMF	HOLLOW METAL FRAME
HNDRL	HANDRAIL
HORIZ	HORIZONTAL
HR	HOUR
HSTWY	HOISTWAY
HVAC	HEAT/VENTILATING/AIR CONDITIONING
HW	HOT WATER

I

IB	INTEGRAL BASE
ID	INSIDE DIAMETER
INCAND	INCANDESCENT
INCL	INCLUDE
INCUB	INCUBATOR
INFO	INFORMATION
INST	INSTRUMENT
INSTL	INSTALLATION
INSUL	INSULATION
INT	INTERIOR
INTER	INTERMEDIATE
INV	INVERT
IV TRK	INTRAVENOUS TRACK

J

JC	JANITOR'S CLOSET
JST	JOIST
JT	JOINT

K

KD	KNOCK DOWN
KIT	KITCHEN
KO	KNOCK-OUT
KOP	KNOCK-OUT PANEL

L

L PT	LOW POINT
LAB	LABORATORY
LAD	LADDER
LAM	LAMINATE(D)
LAU	LAUNDRY
LAV	LAVATORY
LB	LAG BOLT
LB	POUND(S)
LBL	LABEL
LCC	LEAD COATED COPPER
LDG	LANDING
LINAC	LINEAR ACCELERATOR
LINO	LINOLEUM
LKRS	LOCKERS
LL	LIVE LOAD
LLH	LONG LEG HORIZONTAL
LLV	LONG LEG VERTICAL
LMS	LIMESTONE
LP	LAMINATED PLASTIC
LPS	LIGHT PROOF SHADE
LPSG	LIGHT PROOF SPEAK GRILLE
LRG	LARGE
LT	LIGHT(ING)
LTWT	LIGHTWEIGHT
LVR	LOUVER
LVW	LEAD VIEW WINDOW

M

M	METER
MACH	MACHINE
MAINT	MAINTENANCE
MATL	MATERIAL
MAX	MAXIMUM
MB	MACHINE BOLT
MBL	MARBLE
MC	MEDICINE CABINET
MCG	METAL CORNER GUARD
MECH	MECHANICAL
MED	MEDIUM
MEMB	MEMBRANE
MEZZ	MEZZANINE
MFCW	METAL FRAMED CURTAIN WALL
MFR	MANUFACTURER
MH	MANHOLE
MIN	MINIMUM
MIR	MIRROR
MISC	MISCELLANEOUS
MLDG	MOULDING
MM	MILLIMETER
MO	MASONRY OPENING
MR	MOP RACK
MSR	MOP SERVICE RECEPTOR
MT	METAL THRESHOLD
MTD	MOUNTED
MTL	METAL
MTL ES	METAL EDGE SUPPORT
MULL	MULLION
MWK	MILLWORK

N

NC	NURSES CALL
N	NORTH
N	NITROGEN
N2O	NITROUS OXIDE
NA	NOT APPLICABLE
NAT	NATURAL
NIC	NOT IN CONTRACT
NOM	NOMINAL
NOS	NOSING
NRC	NOISE REDUCTION COEFFICIENT
NS	NON-SLIP
NSCT	NON-SLIP CERAMIC TILE
NTS	NOT TO SCALE

O

O	OXYGEN
OA	OVERALL
OAVS	OXYGEN, AIR, VACUUM, SLIDE
OBS	OBSCURE
OC	ON CENTER
OD	OUTSIDE DIAMETER
OF	OUTSIDE FACE
OFCI	OWNER FURNISHED, CONTRACTOR INSTALLED
OFF	OFFICE
OFI	OWNER FURNISHED & INSTALLED
OH	OVERHEAD
OHS	OVAL HEAD SCREW
OPG	OPENING
OPP	OPPOSITE
OR	OPERATING ROOM
ORN	ORNAMENTAL

P

P BD	PEGBOARD
P BD	PARTICLE BOARD
P BX	PASS BOX
P TUBE (STA)	PNEUMATIC TUBE (STATION)
PA	PUBLIC ADDRESS
PASS	PASSAGE
PB	PUSH BUTTON
PC	PRECAST CONCRETE
PC	PIECE(S)
PC CONC	PRECAST CONCRETE
PED	PEDESTAL
PERF	PERFORATED
PERIM	PERIMETER
PERP	PERPENDICULAR
PL	PROPERTY LINE
PLAS	PLASTER
PLBG	PLUMBING
PLT	PLATE
PLYWD	PLYWOOD
PM	PATCH AND MATCH
PORC T	PORCELAIN TILE
PP	PUSH PLATE
PREP	PREPARATION
PRL	PARALLEL
PRTN	PARTITION
PT	POINT
PT DISP	PAPER TOWEL DISPENSER
PTD	PAINTED
PTDR	PAPER TOWEL DISPENSER/RECEPTACLE
PUB	PUBLIC
PVC	POLYVINYL CHLORIDE
PVG	PAVING
PVMT	PAVEMENT
PWC	PLASTIC WALL COVERING

Q

QT	QUARRY TILE
QTR	QUARTER
QTY	QUANTITY

R

R	RISERS
RA	RETURN AIR
RAD	RADIUS
RCFS	ROLLING COUNTER FIRE SHUTTER
RCP	REFLECTED CEILING PLAN
RD	ROOF DRAIN
REC	RECESSED
RECEP	RECEPTOR
RECEPT	RECEPTACLE
RECT	RECTANGULAR
RECV	RECEIVING
REF	REFERENCE
REFR	REFRIGERATOR
REINF	REINFORCING
REL	RELOCATED
REM	REMOVABLE
REQD	REQUIRED
RESIL	RESILIENT
RET	RETURN
REV	REVISE
RFG	ROOFING
RFS	ROOM FINISH SCHEDULE
RGTR	REGISTER
RH	RIGHT HAND
RL	RAIN LEADER
RM	ROOM
RO	ROUGH OPENING
RU	ROLL-UP
RUB	RUBBER

S

S DISP	SOAP DISPENSER
SC	SOLID CORE
SCHED	SCHEDULE
SCN	SCREEN
SCR	SHOWER CURTAIN ROD
SD	STORM DRAIN
SECT	SECTION
SERV	SERVICE
SF	SQUARE FOOT (FEET)
SGFT	STRUCTURAL GLAZED FACING TILE
SGL	SINGLE
SH	SHELF
SH P	SHELF AND POLE
SHLVG	SHELVING
SHLVS	SHELVES
SHT	SHEET
SHT V	SHEET VINYL
SHTG	SHEATHING
SHWR	SHOWER
SIM	SIMILAR
SK	SINK
SKL	SKYLIGHT
SND	SANITARY NAPKIN DISPENSER
SNF	SKILLED NURSING FACILITY
SNR	SANITARY NAPKIN RECEPTACLE
SPKR	SPEAKER
SQ	SQUARE
SS	SERVICE SINK
SSM	SOLID SURFACE MATERIAL
ST	STREET
ST ST	STAINLESS STEEL
STA	STATION
STC	SOUND TRANSMISSION COEFFICIENT
STD	STANDARD
STER	STERILIZER
STG	SEATING
STL	STEEL
STOR	STORAGE
STRUCT	STRUCTURAL
SUSP	SUSPENSION
SW	SWITCH
SYS	SYSTEM

T

T	TREAD
T DR	TRENCH DRAIN
TB	TOWEL BAR
TBD	TO BE DETERMINED
TBBD	TILE BACKER BOARD
TEL	TELEPHONE
TERR	TERRAZZO
TG	TONGUE AND GROOVE
THD	THREAD(ED)
THK	THICK
THRES	THRESHOLD
THRESH	THRESHOLD
TK BD	TACKBOARD
TM	TELEMETRY MONITOR
TOC	TOP OF CONCRETE
TOC	TOP OF CURB
TOF	TOP OF FOOTING
TOIL	TOILET
TOM	TOP OF MASONRY
TOS	TOP OF STEEL
TOW	TOP OF WALL
TP	TOILET PARTITION
TTD	TOILET TISSUE DISPENSER
TV	TELEVISION
TYP	TYPICAL

U

U	URINAL
UC	UNDERCOUNTER
UCT	UNDERCUT
UG	UNDERGROUND
UNF	UNFINISHED
UON	UNLESS OTHERWISE NOTED
UTIL	UTILITY

V

V	VACUUM
VAT	VINYL ASBESTOS TILE
VB	VAPOR BARRIER
VBB	VINYL BED BUMPER
VBR	VINYL BUMPER RAIL
VBWF	VINYL BONDED WOOD FLOORING
VC	VIEW CABINET (X-RAY)
VCG	VINYL CORNER GUARD
VCR	VINYL CHAIR RAIL
VCT	VINYL COMPOSITION TILE
VERT	VERTICAL
VEST	VESTIBULE
VF	VINYL FABRIC
VHR	VINYL HAND RAIL
VI	VIBRATION ISOLATOR
VIF	VERIFY IN FIELD
VIN	VINYL
VOL	VOLUME
VT	VINYL TILE
VW	VIEW WINDOW
VWC	VINYL WALL COVERING

W

W	WEST
W DISP	WAIST DISPOSAL
W PT	WORKING POINT
W/	WITH
W/C	WHEELCHAIR
W/C EWC	WHEELCHAIR ELECTRIC WATER COOLER
W/C LAV	WHEELCHAIR LAVATORY
W/C STOR	WHEELCHAIR STORAGE
W/C TOIL	WHEELCHAIR TOILET
W/O	WITHOUT
WARD	WARDROBE
WBR	WOOD BUMPER RAIL
WCAB	WALL CABINET
WCR	WALL CHAIR RAIL
WD	WOOD
WH	WALL HUNG
WHR	WALL HAND RAIL
WHT BD	WHITEBOARD
WI	WROUGHT IRON
WM	WIRE MESH
WO	WINDOW OPENING
WOM	WALK OFF MAT
WP	WATERPROOFING
WS	WEATHER STRIP
WSCT	WAINSCOT
WT	WOOD TRIM
WU	WINDOW UNIT
WWF	WELDED WIRE FABRIC

GENERAL NOTES

GENERAL NOTES FOR REMOVAL:

1. VERIFY ALL EXISTING CONDITIONS IN THE FIELD.
2. ALL ITEMS SHOWN DASHED TO BE REMOVED.
3. WHERE EXISTING CONSTRUCTION IS INDICATED TO BE REPLACED, IT IS THE INTENT TO REMOVE THE EXISTING CONSTRUCTION IN ITS ENTIRETY AND REPLACE IT WITH NEW CONSTRUCTION AS INDICATED ON THE DRAWINGS.
4. REMOVE EXISTING CEILINGS IN AREAS WHERE NEW CEILINGS ARE INDICATED. REMOVE, RELOCATE AND REINSTALL EXISTING FIXTURES INDICATED TO REMAIN, TO SUIT NEW CEILING HEIGHTS.
5. ALL EXISTING MECHANICAL AND ELECTRICAL WORK IN EXISTING PARTITIONS, EXTERIOR WALLS, FLOORS, OR CEILINGS THAT INTERFERE WITH WORK SHALL BE RELOCATED, ADJUSTED OR REPLACED TO SUIT NEW CONDITIONS.
6. ALL OPENINGS IN WALLS AND SLABS REMAINING AFTER DEMOLITION WORK HAS BEEN COMPLETED SHALL BE FILLED WITH CONSTRUCTION IDENTICAL TO ADJOINING SURFACES. VERIFY ALL EXISTING CONDITIONS IN THE FIELD.
7. REMOVE ALL EXISTING VINYL WALL COVERING ON WALLS INDICATED AND PREPARE TO RECEIVE NEW FINISHES.
8. REMOVE ALL CASEWORK, SUPPORTS, EQUIPMENT, PLUMBING FIXTURES, FITTINGS, AND ELECTRICAL FIXTURES IN THEIR ENTIRETY. PREPARE SURFACES FOR NEW AS REQUIRED. REFER TO ROOM FINISH SCHEDULE AND TO MEP DRAWINGS FOR ADDITIONAL INFORMATION.
9. REMOVE ALL WALL MOUNTED FIXTURES AND DOME LIGHTS, WALL MOUNTED CLOCKS AND OTHER EQUIPMENT AND ALL MEDICAL GAS COLUMNS, TYP. AT ALL PATIENT ROOMS. REFER TO ROOM FINISH SCHEDULE AND TO MEP DRAWINGS FOR ADDITIONAL INFORMATION.
10. REMOVE ALL EXISTING ABANDONED CEILING GRID LOCATED ABOVE PRESENT CEILINGS/SUSPENSION SYSTEMS.
11. REMOVE ALL ABANDONED ELECTRICAL, TELEPHONE AND JUNCTION BOXES, OUTLETS OR CONDUITS FROM EXISTING WALL. PATCH AND MATCH WALL OPENINGS.
12. REFER TO ROOM FINISH SCHEDULE FOR ADDITIONAL INFORMATION.

GENERAL CONSTRUCTION NOTES :

1. ALL INTERIOR PARTITIONS SHALL BE TYPE A UNLESS OTHERWISE NOTED.
2. ALL INTERIOR CORRIDOR PARTITIONS SHALL BE TYPE C UNLESS OTHERWISE NOTED.
3. ALL DIMENSIONS ARE TO CENTERLINE OF PARTITION OR FACE OF CMU UNLESS OTHERWISE NOTED.
4. ALL PIPES, DUCTS, ETC., IN FINISHED AREAS SHALL BE FURRED IN UNLESS OTHERWISE NOTED.
5. ALL BUILDING COMPONENTS IN EXISTING BUILDING DISTURBED BY THE WORK SHALL BE RESTORED AND REFINISHED ACCORDING TO FINISH SCHEDULE.
6. CEILING HEIGHTS SHALL BE AS SCHEDULED. ADJUSTMENTS IN CEILING HEIGHTS CAN ONLY BE MADE WITH THE WRITTEN APPROVAL OF THE ARCHITECT.
7. EXISTING FINISHES INDICATED ARE INTENDED TO BE AN AID TO THE CONTRACTOR. EXISTING CONDITIONS AND FINISHES SHALL BE VERIFIED BY THE CONTRACTOR AT THE SITE.
8. IN EXISTING AREAS WHERE NEW CEILINGS ARE INDICATED, EXISTING CEILINGS SHALL BE REMOVED. ELECTRICAL FIXTURES, H&V REGISTERS, CURTAIN TRACKS, ETC., SHALL BE REMOVED, REPLACED OR RELOCATED AS REQUIRED BY THE CONTRACT DOCUMENTS AND TO SUIT THE NEW CONDITIONS.
9. ALL EXISTING MECHANICAL, ELECTRICAL WORK IN EXISTING PARTITIONS, EXTERIOR WALLS, FLOORS OR CEILINGS THAT INTERFERE WITH THE WORK SHALL BE RELOCATED, ADJUSTED OR REPLACES TO SUIT NEW CONDITIONS.
10. WHERE ELECTRICAL PANEL BOXES OCCUR, PARTITIONS SHALL BE OF SUCH THICKNESS TO ACCOMMODATE THE PANEL BOX. CHECK ELECTRICAL DRAWINGS.
11. WHERE EXISTING CONSTRUCTION IS INDICATED TO BE REPLACED, IT IS THE INTENT TO REMOVE THE EXISTING CONSTRUCTION IN ITS ENTIRETY AND REPLACE IT WITH NEW CONSTRUCTION AS INDICATED ON THE DRAWINGS.
12. FIRE RATED AND SMOKE PARTITIONS SHALL BE CONTINUOUS ABOVE THE CEILING SO AS TO PROVIDE A POSITIVE BARRIER ABOVE THE CEILING. BOTH SIDES OF STUD PARTITION ABOVE THE CEILING SHALL BE FINISHED EXCEPT FOR DECORATIVE FINISHES.
13. PATCH AND MATCH (P.M.) INDICATES THAT EXISTING FINISH SHALL BE REPAIRED TO MATCH ADJACENT FINISH.
14. ALL CONCRETE SLABS SHALL BE PATCHED AND LEVELED AS REQUIRED TO MATCH EXISTING SLAB.
15. ALL OPENINGS IN WALLS AND SLABS REMAINING AFTER DEMOLITION WORK HAS BEEN COMPLETED SHALL BE FILLED WITH CONSTRUCTION IDENTICAL TO ADJOINING SURFACES
16. MAINTAIN FLOOR SLAB FIRE RESISTIVE RATING WHERE ITEMS SUCH AS FLOOR BOXES, CORES, ETC., ARE BUILT IN TO THE FLOOR.

GENERAL REFLECTED CEILING PLAN NOTES:

1. CEILING HEIGHTS SHALL BE AS INDICATED ON THE RCP. ADJUSTMENTS IN CEILING HEIGHTS CAN ONLY BE MADE WITH THE WRITTEN APPROVAL OF THE ARCHITECT.
2. IN EXISTING AREAS WHERE NEW CEILINGS ARE INDICATED, EXISTING CEILINGS SHALL BE REMOVED. ELECTRICAL FIXTURES, H&V REGISTERS, CURTAIN TRACKS, ETC., SHALL BE REMOVED, REPLACED OR RELOCATED AS REQUIRED BY THE CONTRACT DOCUMENTS AND TO SUIT THE NEW CONDITIONS.
3. ALL CEILING TILES ARE ACT (ACOUSTICAL CEILING) TILES UNLESS OTHERWISE NOTED.
4. ALL GWB SOFFITS ARE TO BE 7'-2" A.F.F. UNLESS NOTED OTHERWISE.
5. ALL ACT CEILINGS ARE TO BE 8'-0" A.F.F. UNLESS NOTED OTHERWISE.
6. ALL ACT CEILINGS ARE TO BE CENTERED IN THE ROOMS (TYPICAL) UNLESS NOTED OTHERWISE.

APPLICABLE CODES

EDITION	TITLE
2006	NFPA 101 Life Safety Code
2006	HHS Guidelines
2003	IBC International Building Code
2003	International Mechanical Code
	City of Portland, Code of Ordinances Section 6.1, Building & Building Regulations Chapter 6, Rev. 12-1-00: Article II. Building Code Article III. Electrical Code Article IV. Mechanical Code
	City of Portland, Code of Ordinances Section 14-1, Land Use Chapter 14, Rev. 2-21-01
	Maine State Energy Efficiency Building Performance Standards
	Maine Plumbing Code – Internal Plumbing Rules – Chapter 238
1999	NFPA 54 – Fuel Gas
2004	ADA Accessibility Guidelines
2000	Elevator Code ANSI/ASME A17.1 with 2002 A17.1a
2002	National Electrical Code

MATERIALS LEGEND

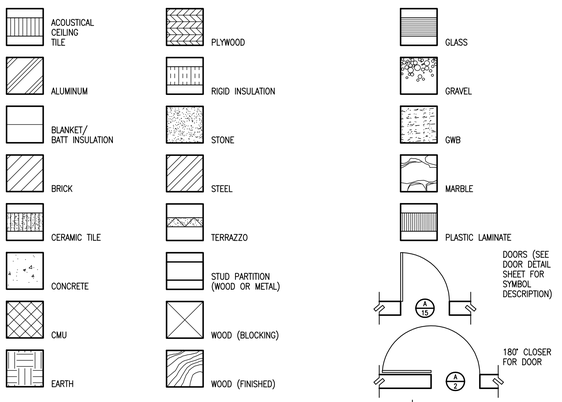

MATERIALS LEGEND (EXISTING CONSTRUCTION)

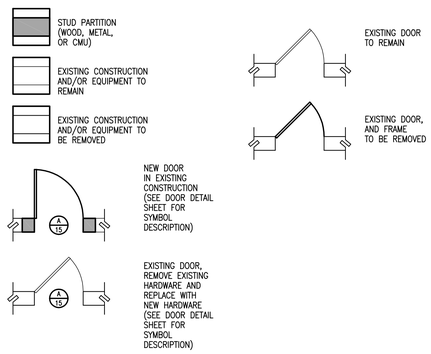

SYMBOLS LEGEND

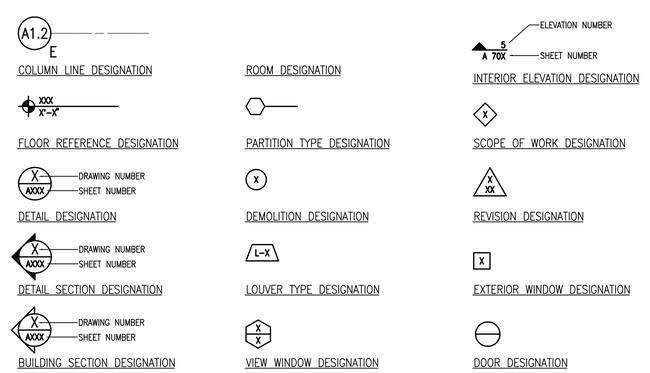

INDEX OF DRAWINGS

GENERAL

G000 COVER SHEET
G001 ABBREVIATIONS, LEGENDS GENERAL NOTES, AND DRAWING INDEX

LIFE SAFETY

G10B LIFE SAFETY PLAN AND TABLES

CIVIL

C100 SITE PLAN
C200 GRADING AND UTILITY PLAN
C300 LANDSCAPE PLAN
C400 SITE DETAILS

ARCHITECTURAL

A001 PARTITION TYPES AND DETAILS
A002 STANDARD MOUNTING HEIGHTS
A003 ARCHITECTURAL SITE PLAN

A10B BASEMENT DEMOLITION PLAN
A10R ROOF DEMOLITION PLAN

A20B.A BASEMENT FLOOR PLAN SECTOR A
A20B.AQ BASEMENT FLOOR PLAN SECTOR A EQUIPMENT PLAN
A20B.AD BASEMENT FLOOR PLAN SECTOR A DIMENSION PLAN
A20B.B BASEMENT FLOOR PLAN SECTOR B
A20B.BQ BASEMENT FLOOR PLAN SECTOR B EQUIPMENT PLAN
A20B.BD BASEMENT FLOOR PLAN SECTOR B DIMENSION PLAN
A20R ROOF PLAN
A210 CANOPY ALTERNATES NO. 1
A211 CANOPY ALTERNATES NO. 2

A30B.A BASEMENT REFLECTED CEILING PLAN SECTOR A
A30B.B BASEMENT REFLECTED CEILING PLAN SECTOR B
A311 CEILING DETAILS NO. 1

A400 EXTERIOR ELEVATIONS
A402 EXTERIOR ELEVATION DETAILS AND SECTIONS

A500 WALL SECTIONS AT ED DROP-OFF CANOPY
A501 ALTERNATE #7 DIRECT ADMIT CANOPY WALL SECTIONS
A515 CONSTRUCTION DETAILS NO. 1
A516 CONSTRUCTION DETAILS NO. 2
A517 CONSTRUCTION DETAILS NO. 3
A525 CURTAIN WALL SCHEDULE
A526 CURTAIN WALL DETAILS
A530 OPENING SCHEDULE
A531 OPENING SCHEDULE AND ELEVATIONS
A532 DOOR AND VIEW WINDOW DETAILS

A600 MISCELLANEOUS DETAILS NO 1
A601 MISCELLANEOUS DETAILS NO 2
A602 MISCELLANEOUS DETAILS NO 3
A603 MISCELLANEOUS DETAILS NO 4

A701 INTERIOR ELEVATIONS NO. 1
A702 INTERIOR ELEVATIONS NO. 2
A703 INTERIOR ELEVATIONS NO. 3
A704 INTERIOR ELEVATIONS NO. 4
A705 INTERIOR ELEVATIONS NO. 5
A706 INTERIOR ELEVATIONS NO. 6
A707 INTERIOR ELEVATIONS NO. 7
A708 INTERIOR ELEVATIONS NO. 8
A709 INTERIOR ELEVATIONS NO. 9
A710 INTERIOR ELEVATIONS NO. 10
A720 TRAUMA PLAN, RCP AND ELEVATIONS
A721 TYP EXAM RM AND PROCEDURE RMS PLANS, RCPS AND ELEVATIONS
A722 REMIS/ EMS PLAN, RCP AND ELEVATIONS
A723 PSYCH NURSE STATION PLAN, RCP AND ELEVATIONS
A724 TYP PSYCH RM & CT SCAN 1 PLANS, RCPS AND ELEVATIONS
A725 CT CONTROL ROOM AND ULTRASOUND PLANS, RCPS AND ELEVATIONS
A726 RADIOLOGY HOLDING AND WORKROOM PLANS, RCPS AND ELEVATIONS
A727 RADIOLOGY 2 PLAN, RCP AND ELEVATIONS
A728 RADIOLOGY 1 PLAN, RCP ELEVATIONS
A729 TRIAGE PLANS, RCPS AND ELEVATIONS
A730 CDU AND AMBULATORY CARE PLANS, RCPS AND ELEVATIONS

A800 MAIN LOBBY CASEWORK DETAILS
A801 CASEWORK DETAILS
A802 MISCELLANEOUS CASEWORK DETAILS
A803 MISCELLANEOUS CASEWORK ENLARGED PLANS
A804 MISCELLANEOUS CASEWORK ENLARGED PLANS
A805 MISCELLANEOUS CASEWORK ENLARGED PLANS
A810 MODULAR CASEWORK DETAILS
A811 MODULAR CASEWORK DETAILS
A812 CASEWORK DETAILS

INTERIORS

I001 MATERIALS AND FINISHES INDEX SHEET

I20BF.A SECTOR A FLOOR FINISH DISTRIBUTION PLAN
I20BF.B SECTOR B FLOOR FINISH DISTRIBUTION PLAN
I20BF.B.1 ENLARGED PARTIAL FLOOR FINISH DISTRIBUTION PLAN
I20BF.B.2 ENLARGED PARTIAL FLOOR FINISH DISTRIBUTION PLAN

I20BW.A SECTOR A WALL FINISH DISTRIBUTION PLAN
I20BW.B SECTOR B WALL FINISH DISTRIBUTION PLAN

STRUCTURAL

S001 GENERAL NOTES
S002 GENERAL NOTES (CONT'D)

S100 TYPICAL CONCRETE DETAILS
S101 TYPICAL STEEL DETAILS (SHEET 1 OF 2)
S102 TYPICAL METAL DECK DETAILS (SHEET 2 OF 2)
S103 TYPICAL CMU DETAILS

S201B EMERGENCY DEPARTMENT BASEMENT LEVEL FOUNDATION PLAN
S201G EMERGENCY DEPARTMENT GROUND LEVEL FRAMING PLAN

S400 CONCRETE SECTIONS AND DETAILS
S401 CONCRETE SECTIONS AND DETAILS

S500 SECTIONS AND DETAILS MODIFICATIONS TO EXISTING
S501 ENTRANCE CANOPY SECTIONS AND DETAILS
S502 SURGERY CANOPY SECTIONS AND DETAILS
S503 DIRECT ADMIT CANOPY SECTIONS AND DETAILS

FIRE PROTECTION

FP001 FIRE PROTECTION NOTES, DETAILS AND SCHEDULES

FP10B.A FIRE PROTECTION BASEMENT- DEMOLITION SECTOR A
FP10B.B FIRE PROTECTION BASEMENT- DEMOLITION SECTOR B

FP20B.A FIRE PROTECTION BASEMENT- RENOVATION SECTOR A
FP20B.B FIRE PROTECTION BASEMENT- RENOVATION SECTOR B

PLUMBING

P001 MEDICAL GAS & PLUMBING LEGENDS, NOTES AND ABBREVIATIONS
P002 MEDICAL GAS & PLUMBING SCHEDULES

P201.B PLUMBING BASEMENT, SUB-BASEMENT & CANOPY PLANS SECTOR B

P1UG.B PLUMBING UNDER SLAB PIPING DEMOLITION SECTOR B

P10B.A PLUMBING BASEMENT DEMOLITION SECTOR A
P10B.B PLUMBING BASEMENT DEMOLITION SECTOR B
P10B.B1 MEDICAL GAS DEMOLITION PLAN SECTOR B

P2UG.B PLUMBING UNDER SLAB PIPING RENOVATION SECTOR B
P20B.A PLUMBING BASEMENT RENOVATION SECTOR A
P20B.B PLUMBING BASEMENT RENOVATION SECTOR B

P30B.A MEDICAL GASES BASEMENT RENOVATION SECTOR A
P30B