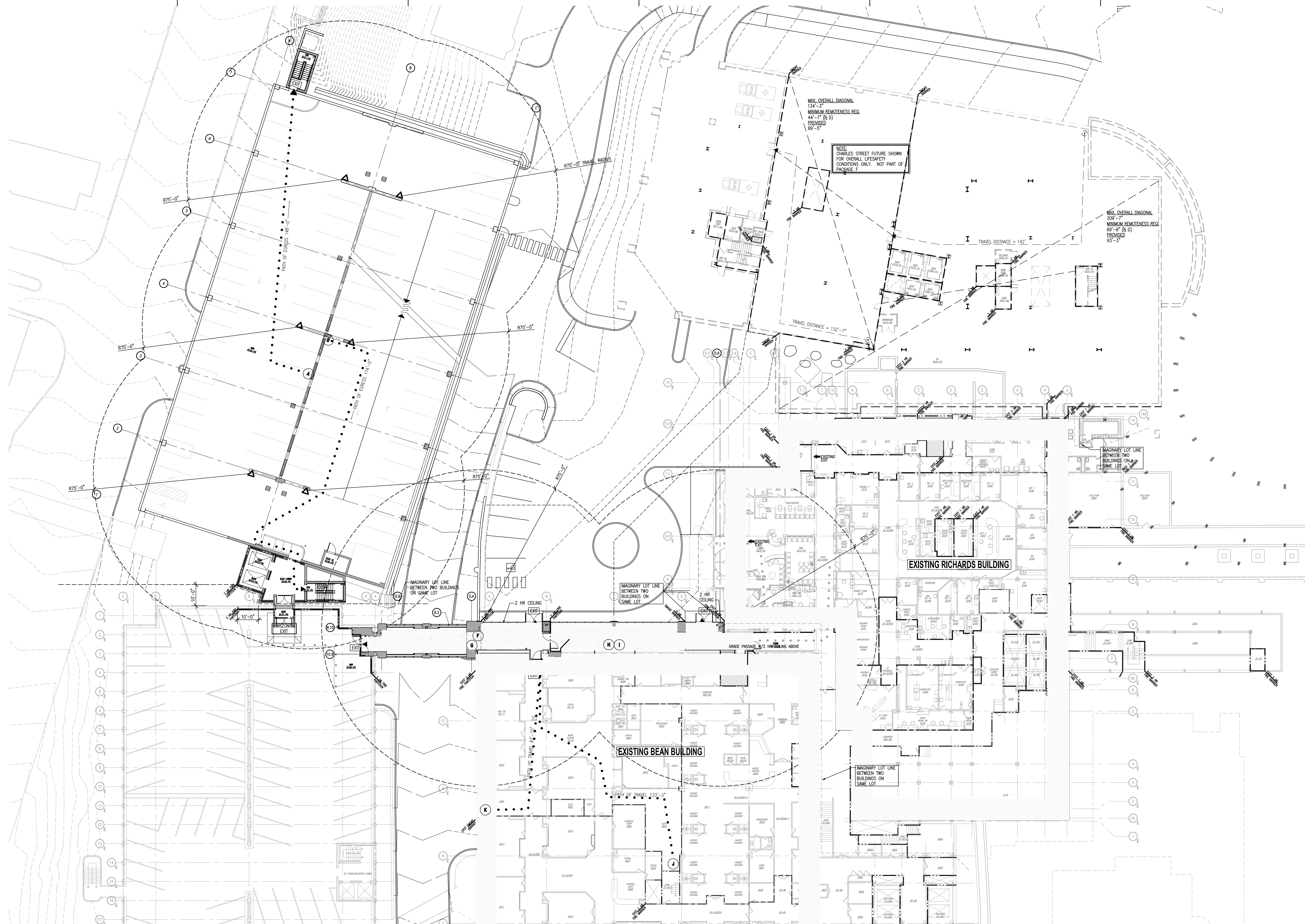


General Notes:

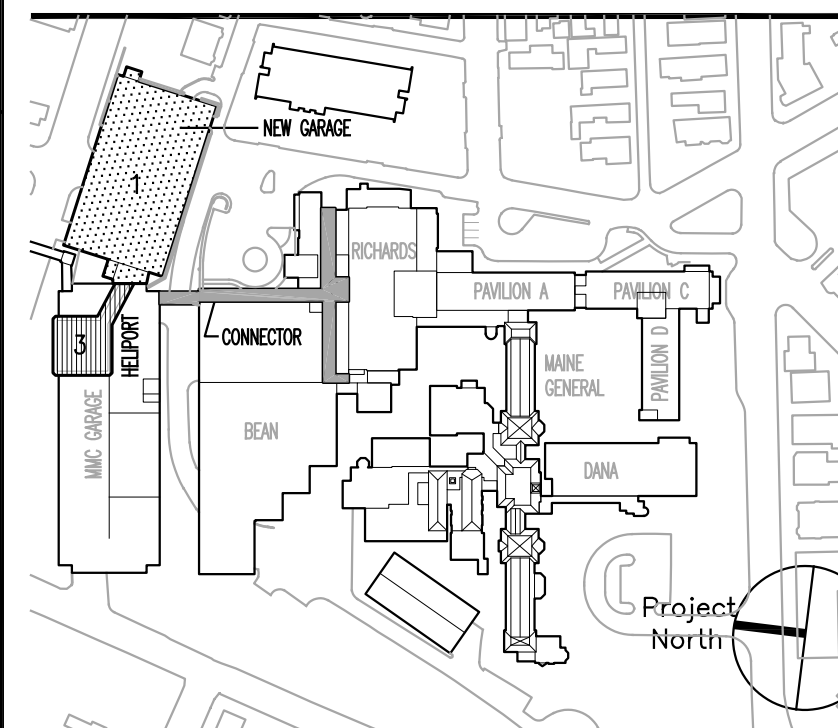
LIFE SAFETY LEGEND

- 1. RATED PARTITIONS ARE INDICATED AS FOLLOWS:
 - 1HR FIRE RATED PARTITION
 - 2HR FIRE RATED PARTITION
 - NON-RATED SMOKE RESISTANT PARTITION
 - 1HR SMOKE BARRIER
 - 2HR RATED FIRE AND SMOKE BARRIER
 - PATH OF EXIT TRAVEL
 - EXIT INDICATES EXIT LOCATION
 - SUITE (UNRATED)
 - CONNECTOR PROJECT SCOPE
 - EXISTING EGRESS STAR
 - POINT OF EGRESS ACCESS
 - PORTABLE FIRE EXTINGUISHER
 - EXIT SIGN
 - HOSE STATION



MARK	ISSUE DATE	DESCRIPTION
PERMIT	09/18/04	PERMIT SET
BD	08/28/04	BD SET

Issue Log



Key Plan

TRO
ARCHITECTURAL
PLANNING
ENGINEERING
INTERIOR DESIGN
The Ritchie Organization
80 Bridge Street
Newton, MA 02459-1111
617-552-9141

BASEMENT FLOOR
LIFE SAFETY PLAN
SCALE: 1/16" = 1'-0"

SECTIONAL KEY

FLOOR	DESCRIPTION	CONNECTIONS
GROUND FLOOR	NEW GARAGE, NEW ELEVATOR STAIR TOWER, NEW BRIDGE, NEW CONNECTOR	CONNECTOR - GROUND FLOOR
SUB LEVEL 1	NEW CONNECTOR	CONNECTOR - BASEMENT FLOOR
SUB LEVEL 2	NEW CONNECTOR	CONNECTOR - BASEMENT FLOOR
SUB LEVEL 3	NEW CONNECTOR	CONNECTOR - BASEMENT FLOOR
SUB LEVEL 4	NEW CONNECTOR	CONNECTOR - BASEMENT FLOOR
SUB LEVEL 5	NEW CONNECTOR	CONNECTOR - BASEMENT FLOOR
SUB LEVEL 6	NEW CONNECTOR	CONNECTOR - BASEMENT FLOOR

CONNECTOR CODE ANALYSIS - LIFE SAFETY

NFPA 101 2003 - CONSTRUCTION: I (332), OCCUPANCY: NEW HEALTHCARE

SECTION	SECTION DESCRIPTION	REQUIREMENT	COMMENTS
6.1.5	CLASSIFICATION OF OCCUPANCY	CHAPTER 18	NEW HEALTHCARE OCCUPANCIES
18.1.1.4	ADDITIONS	CHAPTER 18	NEW HEALTHCARE OCCUPANCIES (SEE FIRE RATINGS TABLE)
18.1.6.4	CONSTRUCTION TYPE LIMITATIONS	(332)	(SEE FIRE RATINGS TABLE)
18.1.7	OCCUPANT LOAD (112 PEOPLE TOTAL FOR CONNECTOR ALL LEVELS)	TABLE 7.3.1.2	2,165 SF SUB-BASEMENT TUNNEL, /100 = 22 (SUB-BSMNT TUNNEL) 804 SF UTILITY ROOM, /300 = 2 (UTILITY ROOM) 2,242 SF ELEC. WALL, /300 = 9 (ELECTRIC WALL) 2,221 SF BASEMENT LEVEL, /100 = 22 (BASEMENT LEVEL) 5,586 SF GROUND FLOOR, /100 = 56 (GROUND LEVEL)
NOTE: THE CONNECTOR PORTION OF THIS PROJECT IS TO REMAIN INCOMPLETE UNTIL THE COMPLETION OF THE NEW CHARLES STREET FACILITY.			
		TABLE 7.3.3.1 (CAPACITY FACTORS)	LEVEL COMPONENTS, HEALTH CARE, SPRINKLERED (02) STAIRWAYS, HEALTH CARE SPRINKLERED (03)

TRAVEL DISTANCES

TRAVEL LOCATION "X" TO EXIT	ALLOWED MAX.	PROVIDED	COMMENTS
200' BOCA	200'	SEE PLANS	EXIT ACCESS TRAVEL, TABLE 1006.5 REMOTE POINT TO NEAREST EXIT
200' NFPA	200'	SEE PLANS	NFPA 101 18.2.6.2.3 EXIT TRAVEL FROM ANY POINT TO EXIT
EXIT SEPARATION	1/2 OF THE MAX. (OVERALL DIAG. DIMENSION)	SEE PLANS	1006.4.1 REMOTEENESS - EXITS OR EXIT ACCESS DOORS

CONNECTOR FIRE RATINGS - LIFESAFETY

NFPA 101 2003 - NEW HEALTHCARE, FULLY SPRINKLERED

ITEM DESCRIPTION	FIRE RATING	COMMENTS
EXTERIOR BEARING WALLS	3 HRS.	
INTERIOR BEARING WALLS SUPPORTING MORE THAN ONE FLOOR	3 HRS.	
INTERIOR BEARING WALLS SUPPORTING ONE FLOOR ONLY	2 HRS.	
COLUMNS SUPPORTING MORE THAN ONE FLOOR, COLUMNS, OR BEARING PARTITIONS	3 HRS.	
BEAMS, GIRDERS, TRUSSES, AND ARCHES SUPPORTING MORE THAN ONE FLOOR	3 HRS.	EXPOSED STRUCTURAL MEMBERS ARE TO RECEIVE INTUMESCENT PAINT BASED ON UL DESIGN X-650 TO A MINIMUM RATING OF 3-HRS.
COLUMNS SUPPORTING ONE FLOOR ONLY	2 HRS.	
BEAMS, GIRDERS, TRUSSES, AND ARCHES SUPPORTING ONE FLOOR ONLY	2 HRS.	
FLOOR CONSTRUCTION	2 HRS.	
ROOF CONSTRUCTION	1 1/2 HRS.	
EXTERIOR NONBEARING WALLS	0 HRS.	

CONNECTOR FIRE RATINGS - BUILDING CODE

BOCA 1999 - TABLE 602 CONSTRUCTION TYPE 1B

ITEM DESCRIPTION	FIRE RATING	COMMENTS
EXTERIOR NONBEARING WALLS	3 HRS.	
EXTERIOR WALLS NON-LOADBEARING (WITH 0'-5" FIRE SEPARATION) (WITH GREATER THAN 2'-0" FIRE SEPARATION)	2 HRS.	
FIRE ENCLOSURE OF EXITS	1 HRS.	
OTHER NONBEARING PARTITIONS	0 HRS.	
EXPOSED STRUCTURAL MEMBERS ARE TO RECEIVE INTUMESCENT PAINT BASED ON UL DESIGN X-650 TO A MINIMUM RATING OF 3-HRS.	3 HRS.	
SUPPORTING ONE FLOOR OR ROOF ONLY	2 HRS.	
STRUCTURAL MEMBERS SUPPORTING WALL	2 HRS.	
FLOOR CONSTRUCTION INCLUDING BEAMS	2 HRS.	
ROOF CONSTRUCTION INCLUDING BEAMS, TRUSSING AND ROOF DECK (15' OR LESS TO LOWEST MEMBER)	1 1/2 HRS.	

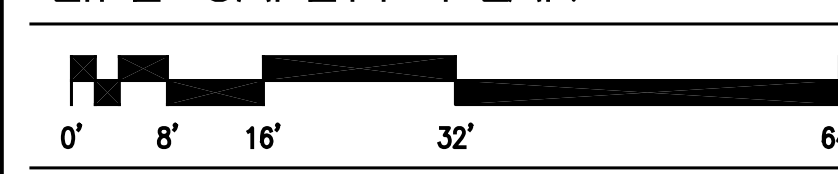
CONNECTOR CODE ANALYSIS - BUILDING CODE

BOCA 1999 - CONSTRUCTION: TYPE 1B, OCCUPANCY: I-2

SECTION	SECTION DESCRIPTION	REQUIREMENT	COMMENTS
302.1, 308.3	USE GROUP	I-2 INSTITUTIONAL	ADDITION OF A LINK TO HOSPITAL FACILITIES
SECTION 603-TABLE 602	CONSTRUCTION CLASSIFICATION	1B	EXISTING AND NEW ADDITION
TABLE 503	NUMBER OF FLOORS GROSS AREA PER FLOOR	NOT LIMITED	NOT LIMITED
	SUB-LEVEL 1 BASEMENT GROUND LEVEL	5,311 S.F. 2,221 S.F. 15,586 S.F.	
TABLE 503	FLOOR ALLOWED - BASE (AREA LIMITATION) - REDUCTION OF AREA - ADJUSTED AREA ALLOWED - ACTUAL AREA PROVIDED	NOT LIMITED	NO ADJUSTMENTS ALLOWED
TABLE 503	HEIGHT LIMITATIONS	NOT LIMITED	
TABLE 1008.1.2	OCCUPANCY PER FLOOR	33 23 26	
TABLE 1010.2	NUMBER OF EXITS REQUIRED	2 2 2	
	-REQUIRED MAX	200' FT. (MAX)	
	-PROVIDED MAX	168' FT. (LONGEST)	

Maine Medical Center
Pkg F - Garage / Vault / Conn / Heliport
Portland, ME MMC Project No. 21845

CONNECTOR
BASEMENT FLOOR
LIFE SAFETY PLAN



Commission No.	4678	Date Issued	08/28/04
Scale	1/16" = 1'-0"	Sheet Number	PKG-F
Drawn By	JV	Approved By	JV
File Name	4678108-2.dwg		G106.2