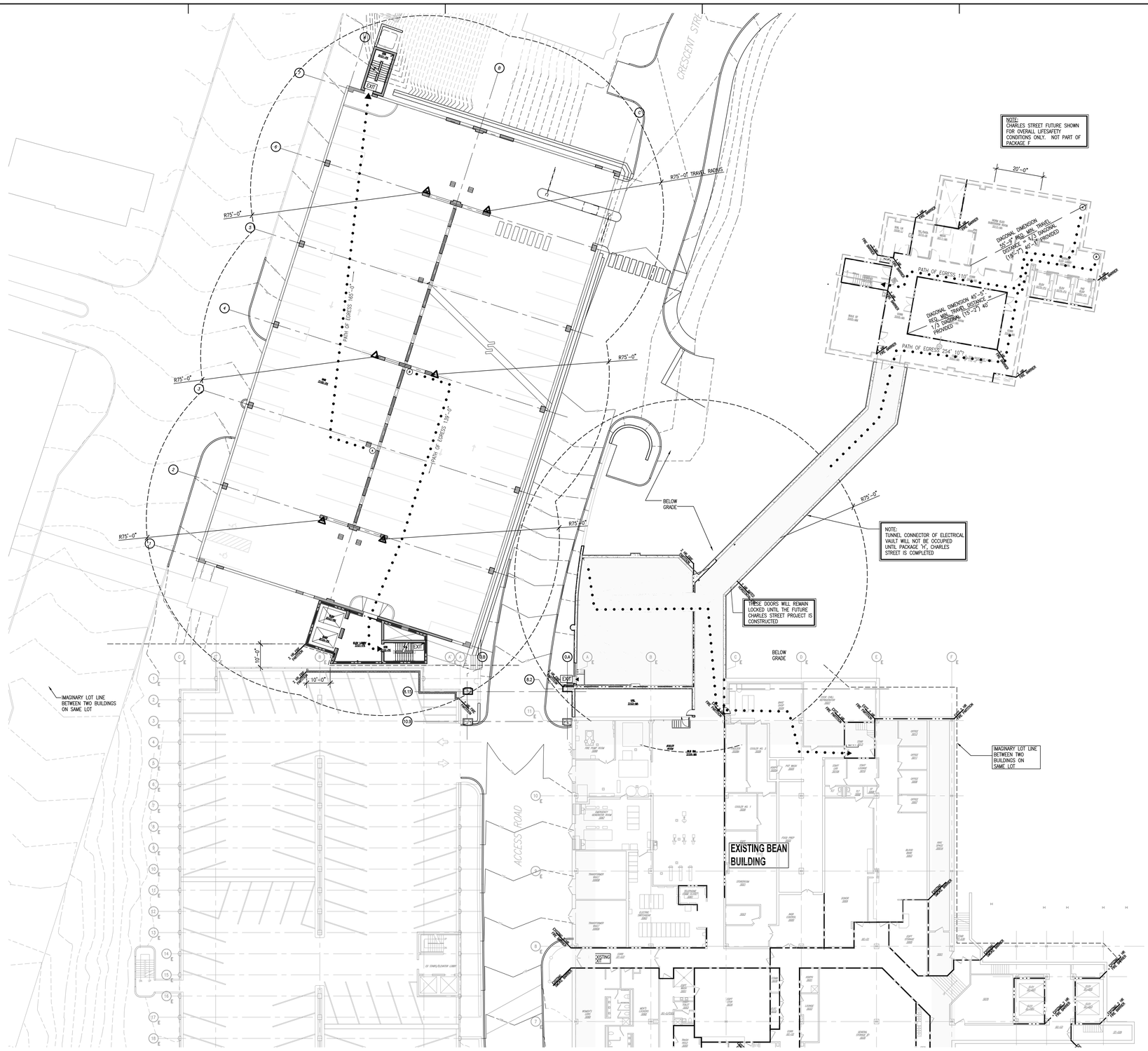

B5 SUB-LEVEL1 LIFE SAFETY PLAN
SCALE: 1/16" = 1'-0"

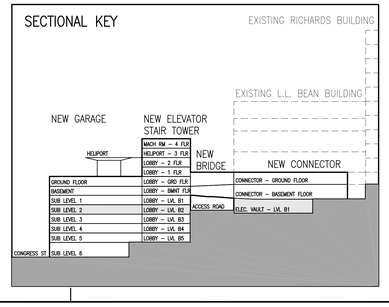

CONNECTOR CODE ANALYSIS - LIFE SAFETY

NFPA 101 2003 - CONSTRUCTION: I (332), OCCUPANCY: NEW HEALTHCARE

SECTION	SECTION DESCRIPTION	REQUIREMENT	COMMENTS
6.1.5	CLASSIFICATION OF OCCUPANCY	CHAPTER 18	NEW HEALTHCARE OCCUPANCIES
18.1.1.4	ADDITIONS	CHAPTER 18	NEW HEALTHCARE OCCUPANCIES
18.1.6.4	CONSTRUCTION TYPE LIMITATIONS	I(332)	(SEE FIRE RATINGS TABLE)
18.1.7	OCCUPANT LOAD (112 PEOPLE TOTAL FOR CONNECTOR ALL LEVELS)	TABLE 7.3.1.2	2,165 SF SUB-BASEMENT TUNNEL, /100 = 22 (SUB-BSMNT TUNNEL) 604 SF UTILITY ROOM, /300 = 2 (UTILITY ROOM) 2,542 SF ELEC. VAULT, /300 = 9 (ELECTRIC VAULT) 2,221 SF BASEMENT LEVEL, /100 = 23(BASEMENT LEVEL) 5,586 SF GROUND FLOOR, /100 = 56 (GROUND LEVEL)
NOTE: THE CONNECTOR PORTION OF THIS PROJECT IS TO REMAIN VACANT UNTIL THE COMPLETION OF THE NEW CHARLES STREET FACILITY.		TABLE 7.3.3.1 (CAPACITY FACTORS)	LEVEL COMPONENTS, HEALTH CARE, SPRINKLERED (.02) STAIRWAYS, HEALTH CARE SPRINKLERED (.03)

TRAVEL DISTANCES

TRAVEL	ALLOWED MAX.	PROVIDED	COMMENTS
LOCATION "X" TO EXIT	200' BOCA 200' NFPA	SEE PLANS	EXIT ACCESS TRAVEL, TABLE 1006.5 REMOTE POINT TO NEAREST EXIT NFPA 101 18.2.6.2.3 EXIT TRAVEL FROM ANY POINT TO EXIT
EXIT SEPARATION	1/2 OF THE MAX. OVERALL DIAG. DIMENSION	SEE PLANS	1006.4.1 REMOTENESS – EXITS OR EXIT ACCESS DOORS

CONNECTOR FIRE RATINGS - LIFESAFETY

NFPA 101 2003 - NEW HEALTHCARE, FULLY SPRINKLERED *

ITEM DESCRIPTION	FIRE RATING	COMMENTS
EXTERIOR BEARING WALLS	3 HRS.	
INTERIOR BEARING WALLS SUPPORTING MORE THAN ONE FLOOR	3 HRS.	
INTERIOR BEARING WALLS SUPPORTING ONE FLOOR ONLY	2 HRS.	
COLUMNS SUPPORTING MORE THAN ONE FLOOR, COLUMNS, OR BEARING WALLS	3 HRS.	
BEAMS, GIRDERS, TRUSSES, AND ARCHES SUPPORTING MORE THAN ONE FLOOR	3 HRS.	EXPOSED STRUCTURAL MEMBERS ARE TO RECEIVE INTUMESCENT PAINT BASED ON UL DESIGN X-650 TO A MINIMUM RATING OF 3-HRS.
COLUMNS SUPPORTING ONE FLOOR ONLY	2 HRS.	
BEAMS, GIRDERS, TRUSSES, AND ARCHES SUPPORTING ONE FLOOR ONLY	2 HRS.	
FLOOR CONSTRUCTION	2 HRS.	
ROOF CONSTRUCTION	1-½ HRS.	
EXTERIOR NONBEARING WALLS	0 HRS.	

*** INFORMATION TAKEN FROM 1999 NFPA 220 TABLE 3 -1**

CONNECTOR FIRE RATINGS - BUILDING CODE

BOCA 1999 - TABLE 602 CONSTRUCTION TYPE 1B

ITEM DESCRIPTION	FIRE RATING	COMMENTS
EXTERIOR LOADBEARING WALLS	3 HRS.	
EXTERIOR WALLS NON-LOADBEARING (WITH 0-5' FIRE SEPARATION)	2 HRS.	
(WITH GREATER THAN 5'-10' FIRE SEPARATION)	1 HRS.	
FIRE ENCLOSURE OF EXITS	2 HRS.	
OTHER NONBEARING PARTITIONS	0 HRS.	
INTERIOR LOAD BEARING WALLS, PARTITIONS, COLUMNS AND FRAMING SUPPORTING MORE THAN ONE FLOOR	3 HRS.	EXPOSED STRUCTURAL MEMBERS ARE TO RECEIVE INTUMESCENT PAINT BASED ON UL DESIGN X-650 TO A MINIMUM RATING OF 3-HRS.
SUPPORTING ONE FLOOR OR ROOF ONLY	2 HRS.	
STRUCTURAL MEMBERS SUPPORTING WALL	2 HRS.	
FLOOR CONSTRUCTION INCLUDING BEAMS	2 HRS.	
ROOF CONSTRUCTION INCLUDING BEAMS, FRAMING AND ROOF DECK (15' OR LESS TO LOWEST MEMBER)	1-½ HRS.	

CONNECTOR CODE ANALYSIS - BUILDING CODE

BOCA 1999 - CONSTRUCTION: TYPE 1B, OCCUPANCY: I-2

SECTION	SECTION DESCRIPTION	REQUIREMENT	COMMENTS
302.1, 308.3	USE GROUP	I-2 INSTITUTIONAL	ADDITION OF A LINK TO HOSPITAL FACILITIES
SECTION 603-TABLE 602	CONSTRUCTION CLASSIFICATION	1B	EXISTING AND NEW ADDITION
TABLE 503	NUMBER OF FLOORS GROSS AREA PER FLOOR SUB-LEVEL 1 BASEMENT GROUND LEVEL	NOT LIMITED NOT LIMITED 5,311 S.F. 2,221 S.F. 5,586 S.F.	
TABLE 503	FLOOR ALLOWED – BASE (AREA LIMITATION) – REDUCTION OF AREA -ADJUSTED AREA ALLOWED -ACTUAL AREA PROVIDED	NOT LIMITED NO ADJUSTMENTS ALLOWED	
TABLE 503	HEIGHT LIMITATIONS	NOT LIMITED	
TABLE 1008.1.2	OCCUPANCY PER FLOOR SUB-LEVEL BASEMENT GROUND FLOOR	33 23 56	2,165 SF TUNNEL/100 = 22 604 SF UTILITY ROOM/300 = 2 2,542 SF ELEC. VAULT/300 = 9 2,221 SF BASEMENT LEVEL/100 = 23 5,586 SF GROUND FLOOR/100 = 56
TABLE 1010.2	NUMBER OF EXITS REQUIRED SUB-LEVEL BASEMENT GROUND FLOOR	2 2 2	2 2 2
	EXIT ACCESS TRAVEL -REQUIRED MAX -PROVIDED MAX	200' FT. (MAX) 168' FT. (LONGEST)	

General Notes:

LIFE SAFETY LEGEND

1. RATED PARTITIONS ARE INDICATED AS FOLLOWS:

- 1HR FIRE RATED PARTITION
- 2HR FIRE RATED PARTITION
- NON-RATED SMOKE RESISTANT PARTITION
- 1HR SMOKE BARRIER
- 2HR RATED FIRE AND SMOKE BARRIER
- PATH OF EXIT TRAVEL
- EXIT — INDICATES EXIT LOCATION
- SUITE (UNRATED)
- CONNECTOR PROJECT SCOPE
- EXISTING EGRESS STAIR
- POINT OF EGRESS ACCESS
- PORTABLE FIRE EXTINGUISHER
- EXIT SIGN
- HOSE STATION

MARK	ISSUE DATE	DESCRIPTION
PERMIT	09/16/04	PERMIT SET
BID	08/26/04	BID SET

Issue Log

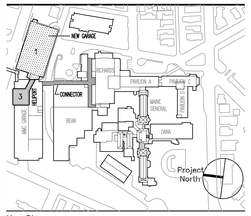

Key Plan

TRO
ARCHITECTU
PLANNING
ENGINEERIN
INTERIOR
The Ritchie Organizat
80 Bridge Stre
Newton, MA 02458-1
617-969-94

Maine Medical Center
Pkg F - Garage / Vault / Conn / Heliport
Portland, ME MMC Project No. 21845

Drawing Title
CONNECTOR
SUB-LEVEL 1
LIFE SAFETY PLAN

0' 8' 16' 32' 64'

Commission No.	4678
Scale	1/16" = 1'-0"
Drawn By	JJV/NB
Approved By	BS
Filename	46780105-2.dwg
Date Issued	08/26/04
Sheet Number	PKG-F G105.2

Copyright © 2004 The Ritchie Organization