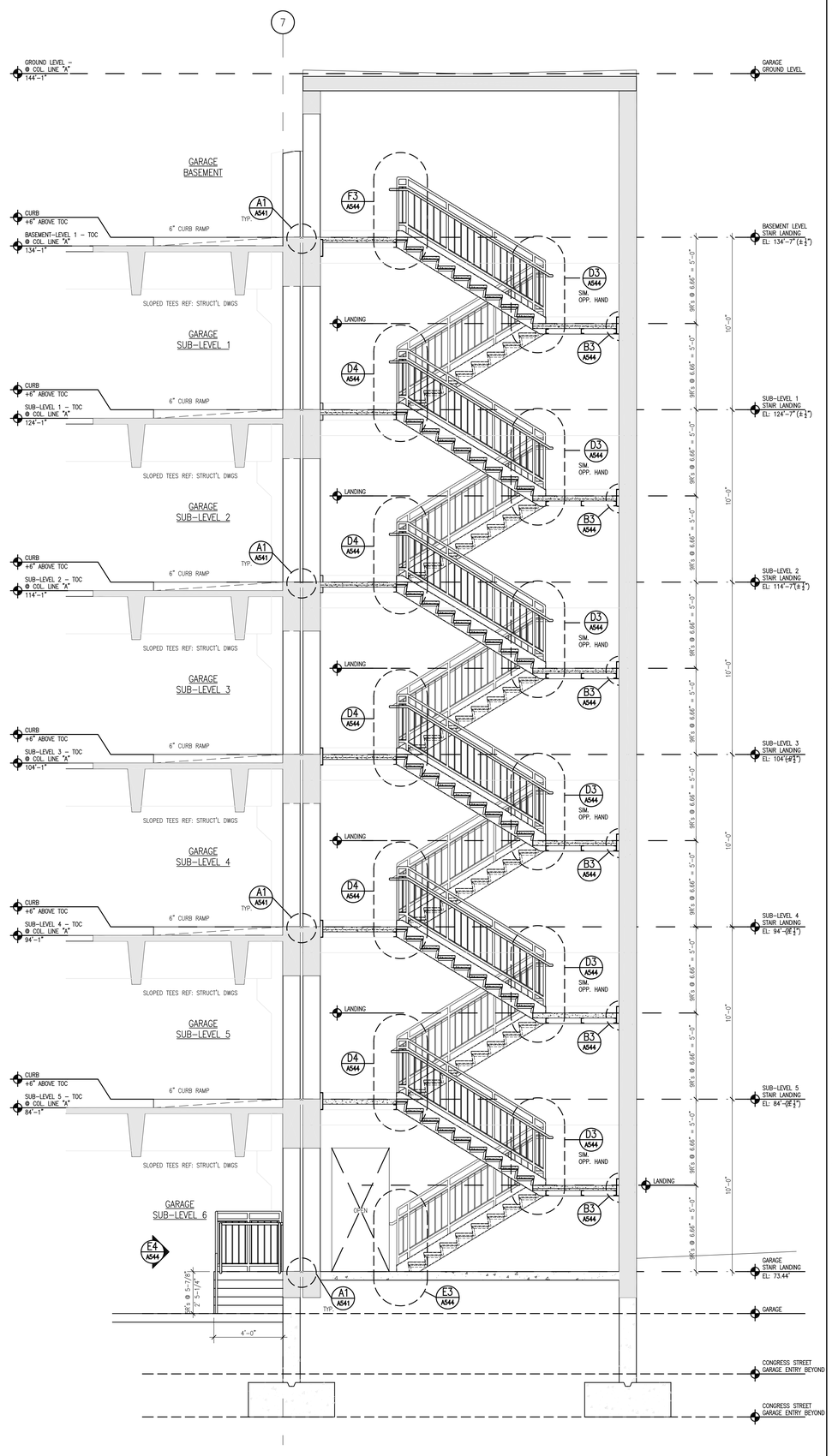

A5 SECTION/STAIR B101-PK
SCALE: 3/8" = 1'-0"

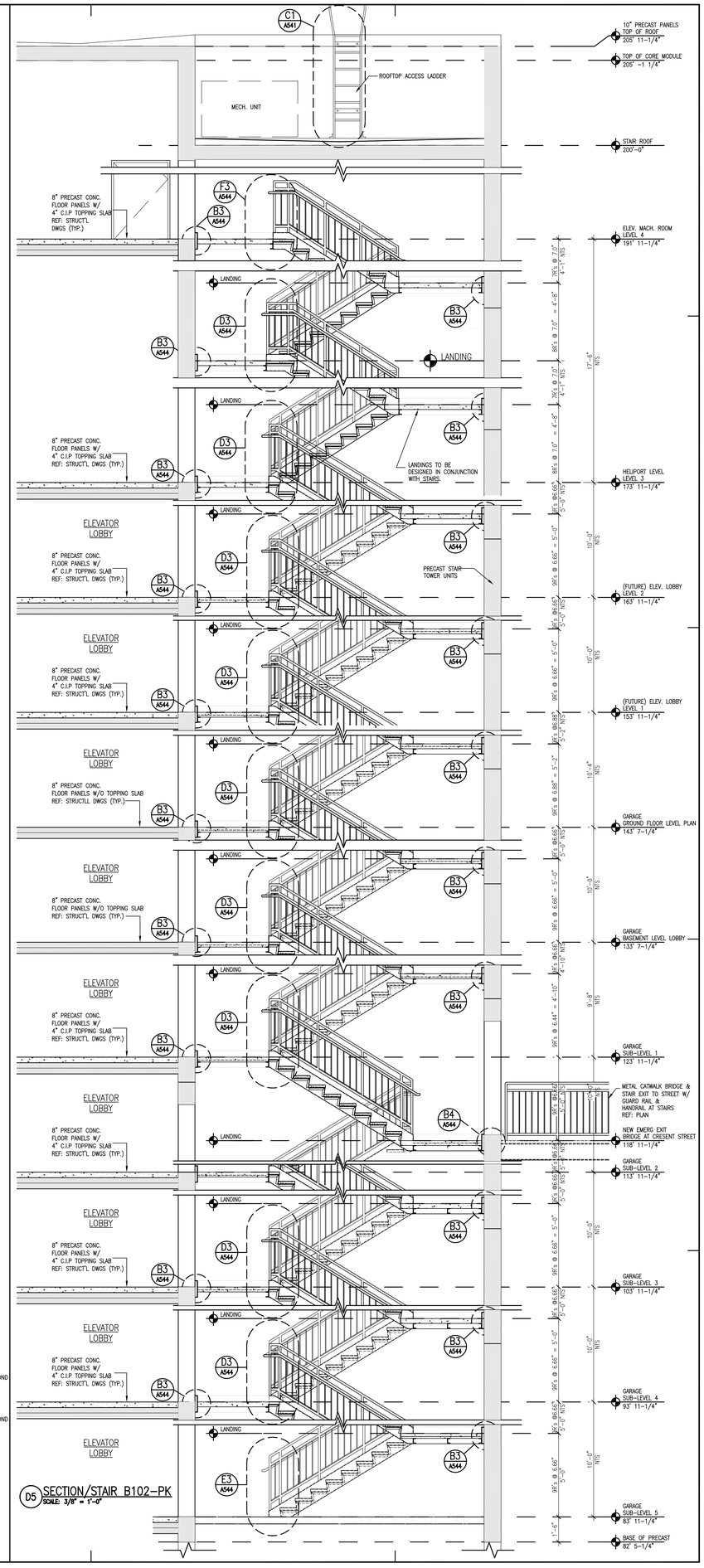

D5 SECTION/STAIR B102-PK
SCALE: 3/8" = 1'-0"

General Notes:

1. TYPICAL PARTITION TYPES ARE AS FOLLOWS UNLESS NOTED OTHERWISE:
   INTERIOR PARTITIONS – TYPE A
   CORRIDOR PARTITIONS – TYPE C
2. REFERENCE SYMBOLS AS FOLLOWS:
   - XX/XX — DOOR AND HARDWARE REFERENCE SYMBOL. SEE SHEET A530.
   - X — PARTITION TYPE REFERENCE SYMBOL. SEE SHEET A001.
   - X — VIEW WINDOW TYPE REFERENCE SYMBOL. SEE SHEET A531.
   - GL-X — GLAZING TYPE REFERENCE SYMBOL
   - 1/A 700 — INTERIOR ELEVATION TAG
3. RATED PARTITIONS ARE INDICATED AS FOLLOWS:
   - 1HR RATED FIRE PARTITION
   - 2HR RATED FIRE PARTITION
   - 1HR SMOKE BARRIER
   - 2HR RATED FIRE AND SMOKE BARRIER
4. HOUSEKEEPING PADS: PROVIDE REINFORCED CONCRETE HOUSEKEEPING PADS UNDER ALL EQUIPMENT WHERE INDICATED ON PLAN. PADS SHALL BE 6" WIDER AND LONGER THAN THE EQUIPMENT WHICH THEY SUPPORT. VERIFY SPECIFIC EQUIPMENT SIZE PRIOR TO POURING THE CONCRETE PADS. PADS SHALL HAVE A CONTINUOS 3/4" CHAMFER AT ALL EXPOSED CORNERS AND SHALL BE 3 1/2" HIGH UNLESS OTHERWISE INDICATED ON PLAN.
5. SEE DWG A600 FOR ROOF DETAILS. SEE DWG A510 AND A511 FOR EXTERIOR DETAILS. SEE DWG A530 FOR DOOR INFORMATION.
6. STAIRS DESIGNED TO SUPPORT 100 PSF LIVE LOAD.

MARK	ISSUE DATE	DESCRIPTION
PERMIT	09/16/04	PERMIT SET
BID	08/26/04	BID SET

Issue Log

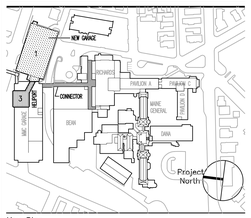

Key Plan

TRO
ARCHITECTU
PLANNING
ENGINEERIN
INTERIO
The Ritchie Organizat
80 Bridge Stre
Newton, MA 02458-1
617-969-94

Maine Medical Center

Pkg F - Garage / Vault / Conn / Heliport
Portland, ME
MMC Project No. 21845

Drawing Title
GARAGE
STAIR SECTIONS

Commission No.	4678	Date Issued	08/26/04
Scale	AS NOTED	Sheet Number	PKG-F
Drawn By	JN		A542
Approved By	BS		
Filename \pkg f_\46784542.dwg			

Copyright © 2004 The Ritchie Organization