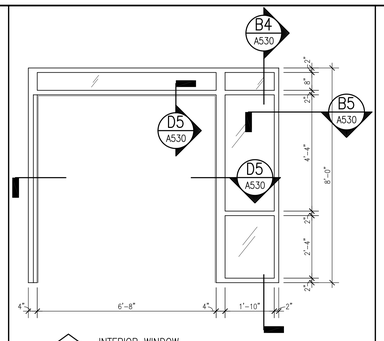

A INTERIOR WINDOW
METAL FRAME

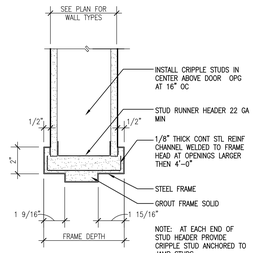

D1 HEAD DETAIL AT DOOR FRAME IN GWB PRTN
SCALE: 3" = 1'-0"

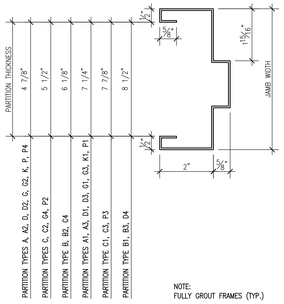

E1 TYPICAL STEEL DRYWALL FRAME SIZES
SCALE: 6" = 1'-0"

DOOR SCHEDULE

MARK	SIZE	REMARKS	MARK	SIZE	REMARKS
A	4'-0" X 7'-0"		P	5'-0" X 7'-0"	PAIR
B	3'-10" X 7'-0"		Q	6'-0" X 7'-0"	PAIR
C	3'-8" X 7'-0"		R	7'-0" X 7'-0"	PAIR
D	3'-6" X 7'-0"		S	7'-4" X 7'-0"	PAIR – OPPOSITE SWING
E	3'-4" X 7'-0"		T	7'-6" X 7'-0"	PAIR
F	3'-2" X 7'-0"		U	8'-0" X 7'-0"	PAIR
G	3'-0" X 7'-0"		V	3'-0"/1'-0" X 7'-0"	
H	2'-10" X 7'-0"		W	4'-0"/1'-0" X 7'-0"	
J	2'-8" X 7'-0"		X	PACKAGE	2 PANEL
K	2'-6" X 7'-0"		Y	PACKAGE	3 PANEL
L	2'-2" X 7'-0"		Z	PACKAGE	4 PANEL
M	4'-8" X 7'-0"	PAIR	AA	6'-8" X 7'-0"	PAIR
N	3'-0"/1'-8" X 7'-0"	PAIR – UNEQUAL LEAF	FM	FIELD MEASURE	

SCHEDULE OF MATERIAL DESIGNATIONS

LETTER SIZE ALONE	WOOD
LETTER SIZE + 2	HOLLOW METAL
LETTER SIZE + 3	ALUM FRAMED GLASS
LETTER SIZE + 4	WOOD FOLDING
LETTER SIZE + 5	FABRIC FOLDING
LETTER SIZE + 6	AUTOMATIC SLIDING BREAK-OUT DOOR
LETTER SIZE + 7	MANUAL SLIDING BREAK-OUT DOOR

EXAMPLE OF DOOR TAG ANNOTATION

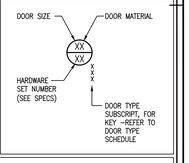

DOOR TYPE SCHEDULE

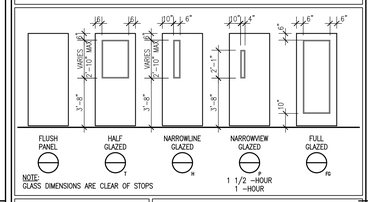

NOTE:
GLASS DIMENSIONS ARE CLEAR OF STOPS

General Notes:

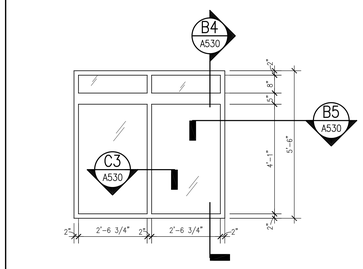

B INTERIOR WINDOW
METAL FRAME

A2 VIEW WINDOW ELEVATIONS
SCALE: 1/2" = 1'-0"

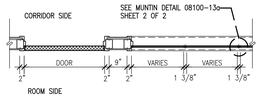

SECTION THRU DOOR AND VIEW WINDOW

NOTE:
1. WALL THICKNESS, MATERIAL AND FINISH VARIES
2. PROVIDE JAMB ANCHORS AS REQUIRED
3. BACK BAND VIEW WINDOW FRAMES SIMILAR TO DOOR FRAMES
4. EACH VIEW WINDOW IS NOT TO EXCEED 1296 SQ IN OF GLASS AREA, WHERE "C" LABEL IS REQUIRED

C2 VIEW WINDOW DETAILS
SCALE: 1/2" = 1'-0"

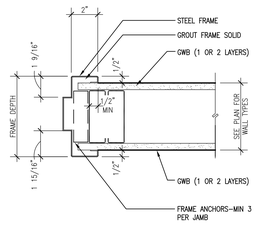

D2 JAMB DETAIL AT DOOR FRAME
SCALE: 3" = 1'-0"

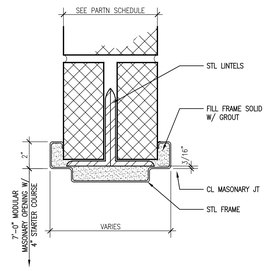

HEAD DETAIL
E2 AT DOOR FRAME IN MASONRY PRTN
SCALE: 3" = 1'-0"

SUBSCRIPT ABBREVIATIONS

B – KNURLED KNOB OR PUSHBAR
CF – CHANNEL IRON FRAME
CO – CASED OPENING
D – DUTCH DOOR
DA – DOUBLE ACTING
EH – ELECTRIC HOLD BACKS
F – FOLDING DOOR
FG – FULL GLAZED
G – GASKET
H – NARROWLINE GLAZED
K – LEAD LINED
L – LOUVER
MT – METAL THRESHOLD
N – ROLL UP STEEL DOOR
OW – ONE WAY GLASS
OB – OBSERVATION GLAZED
P – NARROWVIEW GLAZED
R – RAISED UP (UNDERCUT 3/4")
S – SMOKE DOORS
SP – SPECIAL GLASS DOOR
T – HALF GLAZED DOOR
U – LEAD GLASS VIEW WINDOW
WS – WEATHERSTRIP
X – LIGHT PROOF
Y – ALUMINUM DOOR WITH GLASS
FL – FLEXIBLE DOOR (SEE SPEC)
RP – RAISED PANELS W/ WOOD TRIM
DP+ NO – DOOR PROTECTION PLATE CODE AND SET NUMBER

GENERAL NOTES

1) ALL DOORS TO BE AS FOLLOWS:
   a) INTERIOR WOOD DOORS TO BE 1 3/4" UNLESS OTHERWISE NOTED.
   b) EXTERIOR/INTERIOR HOLLOW METAL DOORS TO BE 1 3/4" THICKNESS.
2) DOORS TO STAIRWAYS OR IN SHAFTS WITH 2 HOUR FIRE RATED ENCLOSURES OR IN 2 HOUR FIRE RATED PARTITIONS TO BE LABELED FOR 1 1/2 HOUR FIRE RATING.
3) DOORS TO STAIRWAYS OR IN SHAFTS WITH 1 HOUR FIRE RATED ENCLOSURES TO BE LABELED FOR 1 HOUR FIRE RATING.
4) DOORS IN 1 HOUR FIRE RATED PARTITIONS TO BE LABELED FOR 3/4 HOUR FIRE RATING.
5) DOORS IN 3 HOUR FIRE RATED PARTITIONS TO BE LABELED FOR 3 HOUR FIRE RATING.
6) DOORS IN SMOKE BARRIERS IN CORRIDORS TO BE LABELED FOR 20 MINUTE FIRE RATING. DOORS IN SMOKE BARRIERS IN ALL OTHER LOCATIONS SHALL BE LABELED FOR 3/4 HOUR FIRE RATING EXCEPT AT CROSS CORRIDOR DOUBLE EGRESS DOORS WHICH DO NOT REQUIRE LABEL.
7) ALL GLASS IN DOORS IN SMOKE BARRIERS TO BE CLEAR WIRE GLASS SECURED WITH APPROVED STEEL STOPS. TOTAL GLASS AREA FOR EACH LIGHT SHALL NOT EXCEED 1296 SQUARE INCHES UNLESS OTHERWISE NOTED.
8) TOTAL CLEAR WIRE GLASS AREA IN 1 AND 1 1/2 HOUR LABEL DOORS SHALL NOT EXCEED 100 SQUARE INCHES PER LEAF.
9) ALL DOORS INDICATED TO BE LABELED SHALL BEAR THE TESTING AGENCY'S LABEL.
10) IN ALL CASES WHERE DOORS HAVE A LABEL. THE DOOR FRAME SHALL ALSO HAVE THE SAME LABEL.
11) WHERE RAISED FINISH FLOORING OCCURS ADJUST DOORS FOR SIZE.

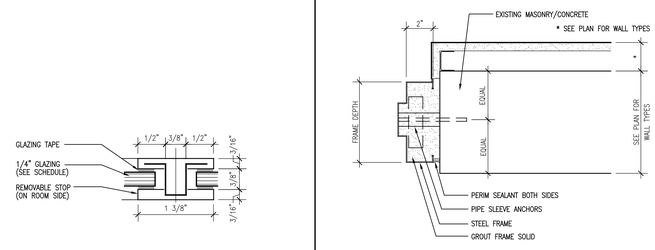

D3 JAMB DETAIL AT DOOR FRAME
SCALE: 3" = 1'-0"

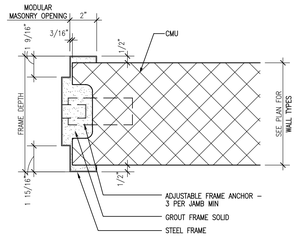

E3 JAMB DETAIL AT DOOR FRAME
SCALE: 3" = 1'-0"

C3 MUNTIN DETAIL
SCALE: 1'-0" = 1'-0"

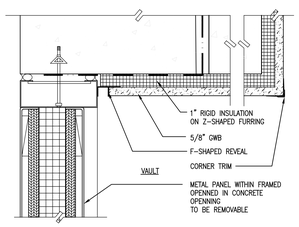

A4 HEAD DETAIL AT REMOVABLE PANEL
SCALE: 3" = 1'-0"

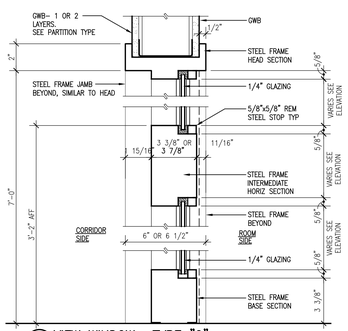

B4 VIEW WINDOW– TYPE "C"
SCALE: 3" = 1'-0"

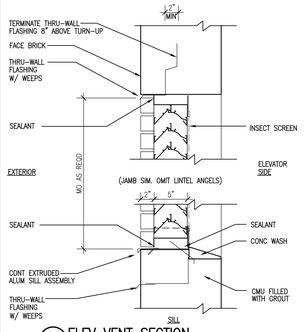

C4 ELEV VENT SECTION
SCALE: 1 1/2" = 1'-0"

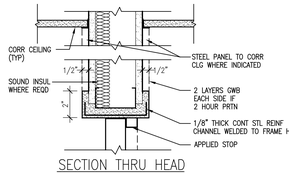

SECTION THRU HEAD

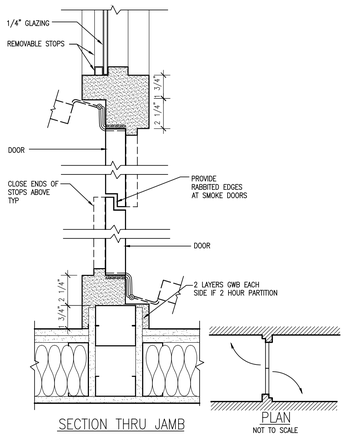

SECTION THRU JAMB

NOTE: SEE FLOOR PLANS FOR LOCATION OF DOORS AND DIRECTION OF SWING

D5 OPPOSITE SWING DOORS WITH OFFSET STOPS
SCALE: 3" = 1'-0"

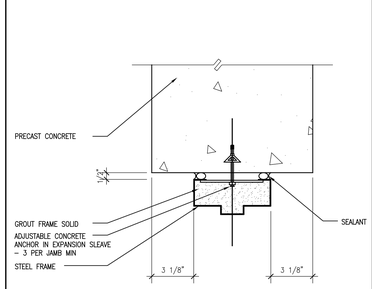

E4 HEAD DETAIL AT DOOR FRAME
SCALE: 3" = 1'-0"

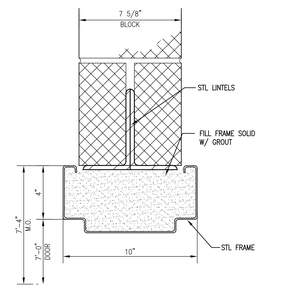

HEAD DETAIL
F4 AT DOOR FRAME IN MASONRY PRTN
SCALE: 3" = 1'-0"

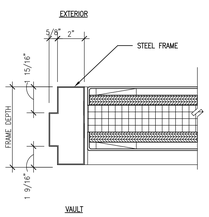

JAMB DETAIL
A5 BETWEEN DOOR & METAL PANEL
SCALE: 3" = 1'-0"

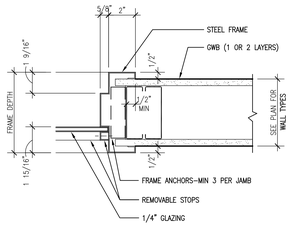

B5 JAMB DETAIL AT VIEW WINDOW
SCALE: 3" = 1'-0"

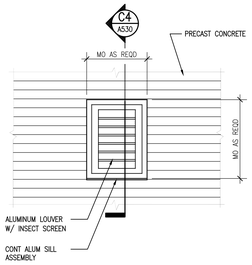

C5 ELEVATOR VENT ELEVATION
SCALE: 3/4" = 1'-0"

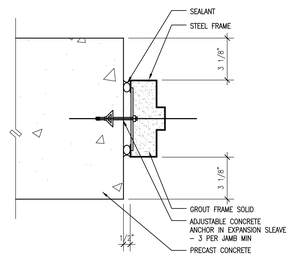

E5 JAMB DETAIL AT DOOR FRAME
SCALE: 3" = 1'-0"

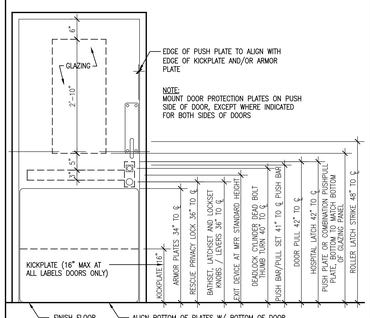

F5 TYP. HARDWARE DOOR MOUNTING HEIGHTS
SCALE: 3/4" = 1'-0"

MARK	ISSUE DATE	DESCRIPTION
PERMIT	09/16/04	PERMIT SET
BID	08/26/04	BID SET

Issue Log

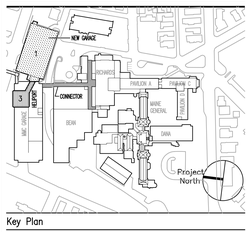

Key Plan

TRO
ARCHITECTU
PLANNING
ENGINEERIN
INTERIOR
The Ritchie Organizat
80 Bridge Stre
Newton, MA 02458-1
617-969-94

Maine Medical Center
Pkg F - Garage / Vault / Conn / Heliport
Portland, ME MMC Project No. 21845

Drawing Title
DOOR SCHEDULE, VIEW WINDO
SCHEDULE, AND DETAILS

0' 0 0 0 0

Commission No.	4678	Date Issued	08/26/04
Scale	AS NOTED	Sheet Number	PKG-F
Drawn By	BJS		
Approved By	JJV		A530
Filename	4678A530.dwg		

Copyright © 2004 The Ritchie Organization