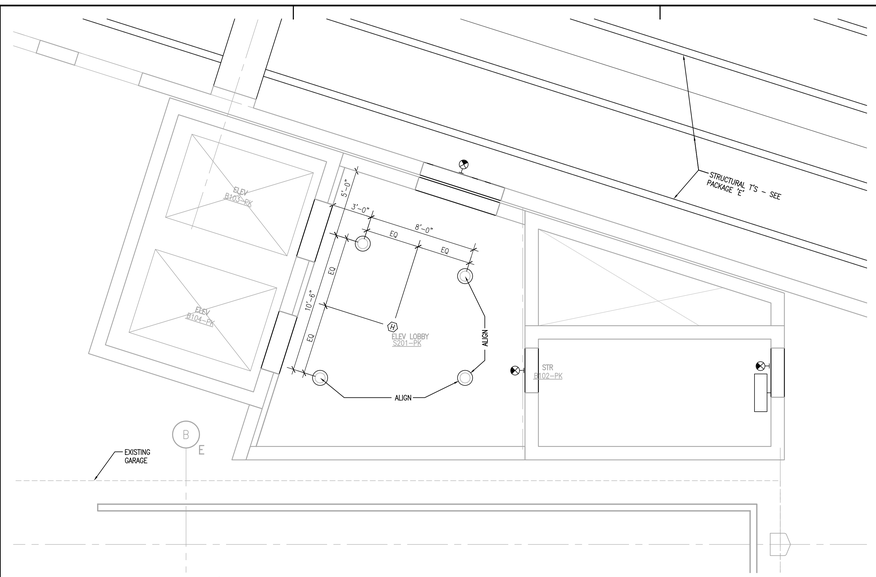

B3 PARTIAL GARAGE ELEVATOR/STAIR TOWER SUB-LEVEL 2 RCP
SCALE: 1/4" = 1'-0"

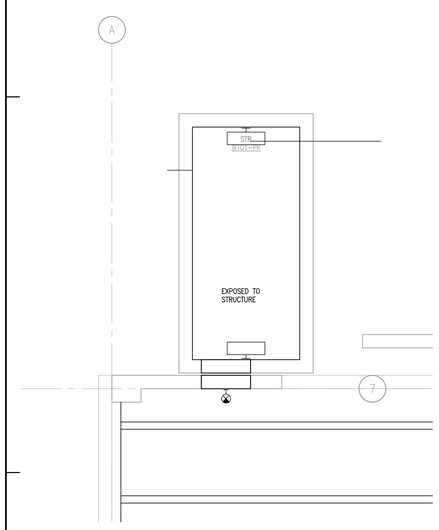

A3 PARTIAL GARAGE STAIR RCP TYPICAL FOR SUB LEVELS 5,4,3,2,1 AND BASEMENT
SCALE: 1/4" = 1'-0"

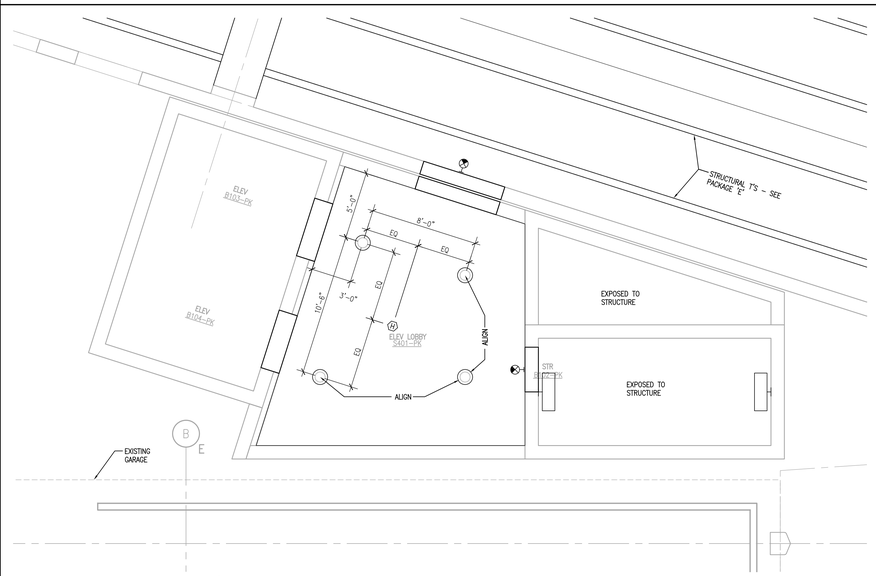

B3 PARTIAL GARAGE ELEVATOR/STAIR TOWER RCP TYPICAL FOR SUB-LEVELS 4,3, AND 1
SCALE: 1/4" = 1'-0"

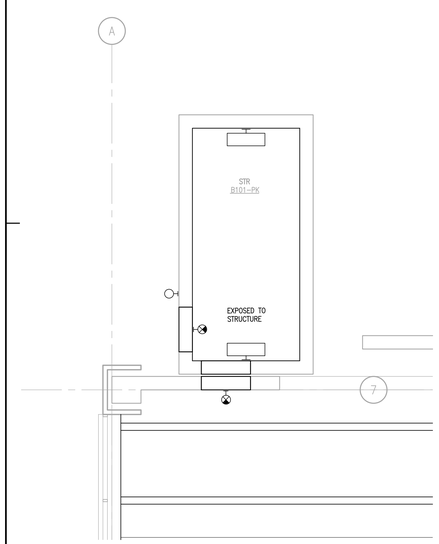

A1 PARTIAL GARAGE STAIR SUB-LEVEL 6 RCP
SCALE: 1/4" = 1'-0"

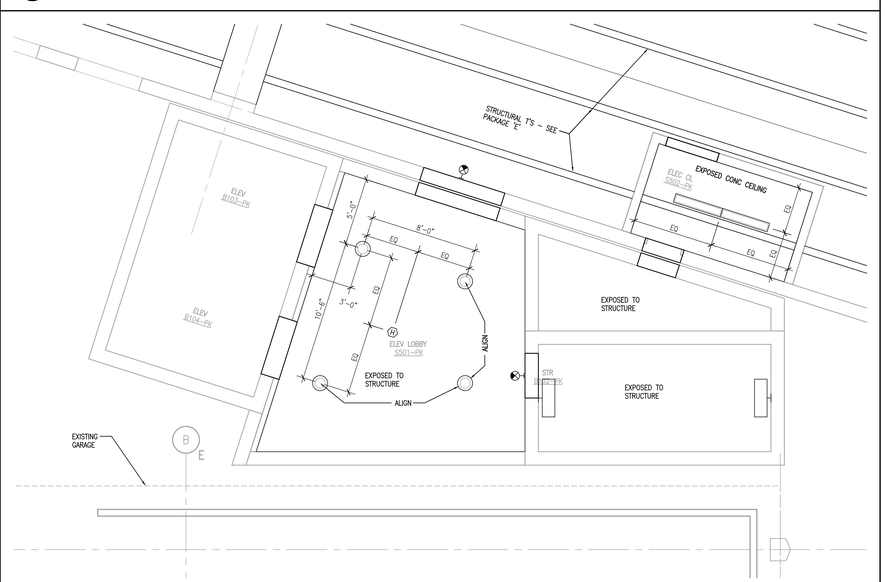

B5 PARTIAL GARAGE ELEVATOR/STAIR TOWER SUB-LEVEL 5 RCP
SCALE: 1/4" = 1'-0"

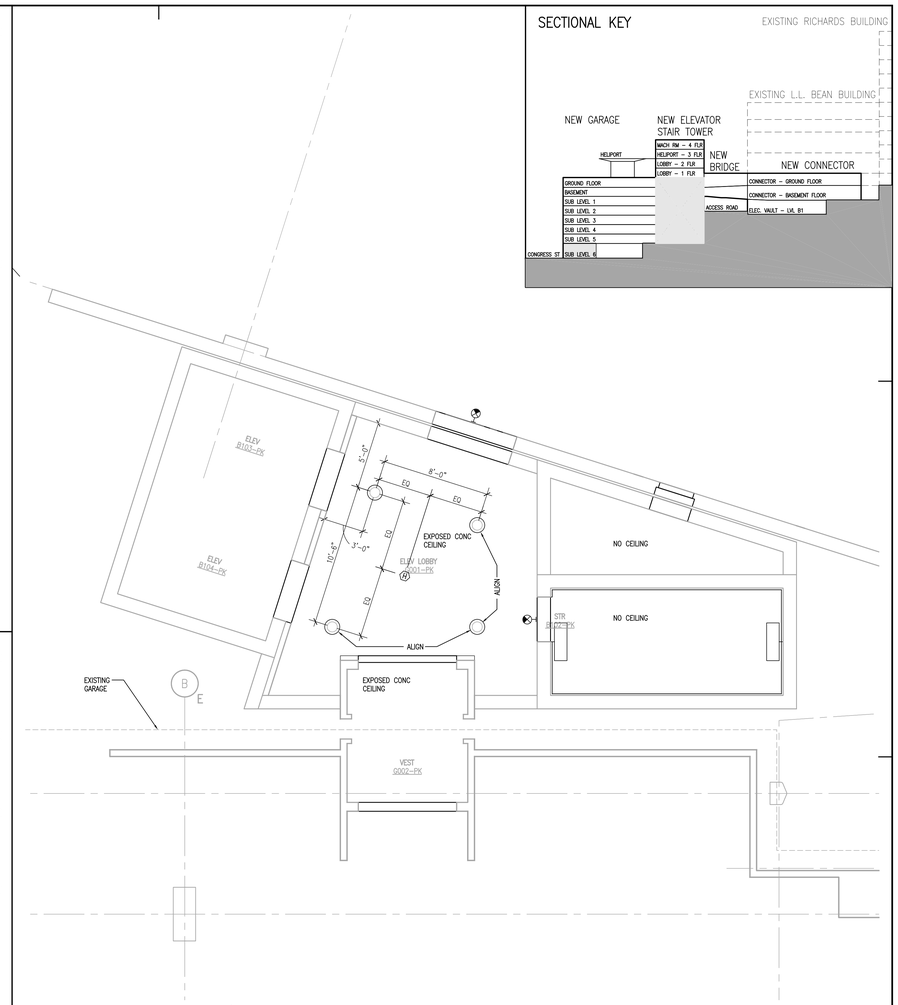

D2 PARTIAL GARAGE ELEVATOR/STAIR TOWER GROUND LEVEL FLOOR RCP
SCALE: 1/4" = 1'-0"

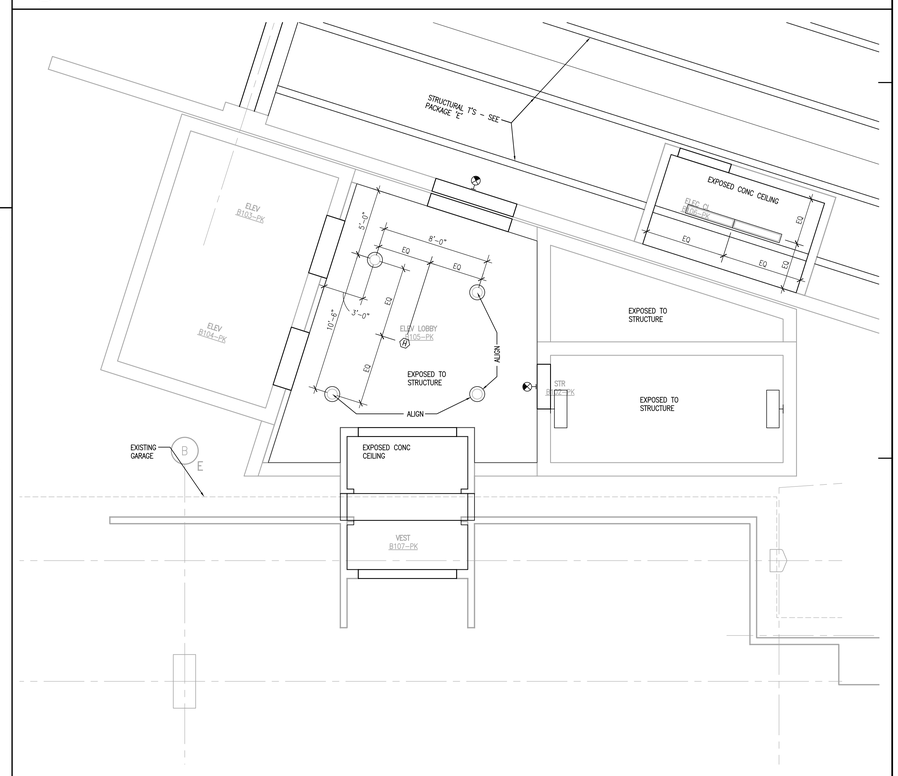

D5 PARTIAL GARAGE ELEVATOR/STAIR TOWER BASEMENT LEVEL FLOOR RCP
SCALE: 1/4" = 1'-0"

SECTIONAL KEY

General Notes:

1. ALL CEILING HEIGHTS SHALL BE 8'-0" IN UNLESS OTHERWISE NOTED
2. ALL SOFFIT HEIGHTS SHALL BE 7'-2" UNLESS OTHERWISE NOTED.
3. ALL CEILING GRIDS ARE CENTERED IN ROOMS UNLESS NOTED OTHERWISE.
4. ABBREVIATION ↕ FT ↕ DEFINES THE USE OF A FULL TILE

REFLECTED CEILING LEGEND

-SEE REFLECTED CEILING PLAN FOR CEILING HEIGHTS.

	RECESSED 2'x4' FLUORESCENT LIGHT		EXIT SIGN
	RECESSED 2'x2' FLUORESCENT LIGHT		SPEAKER
	RECESSED PROCEDURE LIGHT FIXTURE		NURSE CALL
	RECESSED 1'x4' FLUORESCENT LIGHT		FIRE ALARM/HORN
	DOWN LIGHT		SMOKE DETECTOR
	SURFACE MOUNTED STRIP LIGHT		HEAT DETECTOR
OR	DOWN LIGHT (WALL WASHER)		EMERGENCY LIGHTING
	PENDANT LIGHT FIXTURE		SPRINKLER
	PENDANT LIGHT FIXTURE		CEILING MOUNTED PROCEDURE/SURGICAL FIXTURE
OR	SURFACE MOUNTED FIXTURE		
	WALL SCONCE		WALL VALANCE
	TRACK LIGHTING		SURFACE MOUNTED 2'x4' FLUORESCENT LIGHT
	COVE LIGHT FIXTURE		SURFACE MOUNTED 2'x2' FLUORESCENT LIGHT
	PERIMETER SLOT LIGHT		SURFACE MOUNTED 1'x4' FLUORESCENT LIGHT
	WALL SURFACE MOUNTED FIXTURE		
HEIGHT / MATL	CEILING HEIGHT SYMBOL		
	2'X2' ACOUSTIC TILE		2'X4' ACOUSTIC TILE
	GYPSUM WALLBOARD CEILING OR SOFFIT		
	2'X2' WOOD VENEER CEILING TILE		
	METAL PANEL (MP-1A)		
	METAL PANEL (MP-1B)		
	PERFORATED ACOUSTIC METAL CEILING		
	MECHANICAL SUPPLY DIFFUSER		
	MECHANICAL RETURN REGISTER		
	MECHANICAL EXHAUST		
	RADIANT HEAT PANEL		
	MECHANICAL LINEAR DIFFUSER/RETURN		
AP-1	ACCESS PANEL		
	CURTAIN TRACK		
	IV TRACK		

MARK	ISSUE DATE	DESCRIPTION
PERMIT	09/16/04	PERMIT SET
BID	08/26/04	BID SET

Issue Log

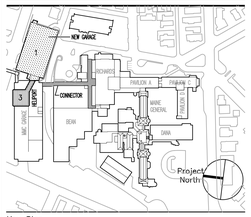

Key Plan

TRO
ARCHITECTU
PLANNING
ENGINEERIN
INTERIOR
The Ritchie Organizat
80 Bridge Stre
Newton, MA 02458-1
617-969-94

Maine Medical Center

Pkg F - Garage / Vault / Conn / Heliport
Portland, ME MMC Project No. 21845

Drawing Title
PARTIAL STAIR & ELEVATOR REFLECTED CEILING PLANS

Commission No.	4678	Date Issued	08/26/04
Scale	AS NOTED	Sheet Number	PKG-F
Drawn By	JJN/JIN		A320.1
Approved By	JJV		
Filename	4678A320.1.dwg		

Copyright © 2004 The Ritchie Organization