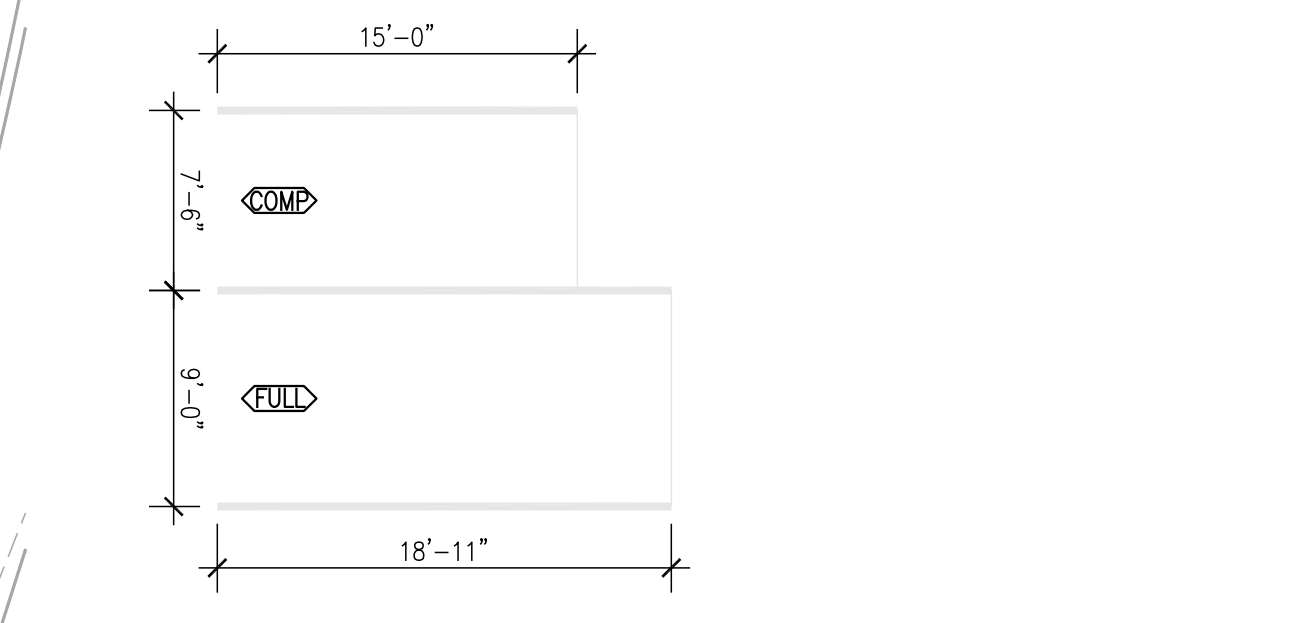




SECTIONAL KEY

FLOOR	DESCRIPTION
GROUND FLOOR	NEW GARAGE
GROUND FLOOR	NEW ELEVATOR STAIR TOWER
GROUND FLOOR	NEW BRIDGE
GROUND FLOOR	NEW CONNECTOR
GROUND FLOOR	EXISTING RICHARDS BUILDING
GROUND FLOOR	EXISTING L.L. BEAN BUILDING

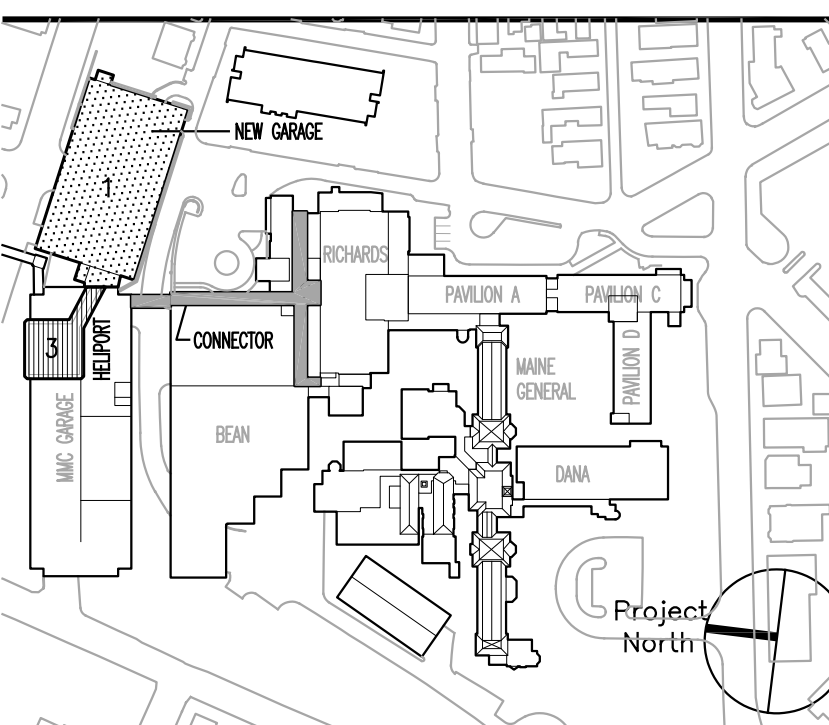
PARKING NOTES:
 TYPICAL PARKING SPACE DIMENSIONS
 COMP = COMPACT CAR PARKING
 FULL = FULL SIZE VEHICLE PARKING



- General Notes:**
- TYPICAL PARTITION TYPES ARE AS FOLLOWS UNLESS NOTED OTHERWISE:
 INTERIOR PARTITIONS - TYPE A
 CORRIDOR PARTITIONS - TYPE C
 - REFERENCE SYMBOLS AS FOLLOWS:
 DOOR AND HARDWARE REFERENCE SYMBOL. SEE SHEET AS30.
 PARTITION TYPE REFERENCE SYMBOL. SEE SHEET AS01.
 VIEW WINDOW TYPE REFERENCE SYMBOL. SEE SHEET AS30.
 GLAZING TYPE REFERENCE SYMBOL.
 INTERIOR ELEVATION TAG
 - RATED PARTITIONS ARE INDICATED AS FOLLOWS:
 1HR RATED FIRE PARTITION
 2HR RATED FIRE PARTITION
 1HR SMOKE BARRIER
 2HR RATED FIRE AND SMOKE BARRIER
 - HOUSEKEEPING PADS: PROVIDE REINFORCED CONCRETE HOUSEKEEPING PADS UNDER ALL EQUIPMENT WHERE INDICATED ON PLAN. PADS SHALL BE 6" WIDER AND LONGER THAN THE EQUIPMENT WHICH THEY SUPPORT. VERIFY SPECIFIC EQUIPMENT SIZE PRIOR TO POURING THE CONCRETE PADS. PADS SHALL HAVE A CONTINUOUS 3/4" CHAMFER AT ALL EXPOSED CORNERS AND SHALL BE 3 1/2" HIGH UNLESS OTHERWISE INDICATED ON PLAN.
 - SEE DWG A500 FOR ROOF DETAILS. SEE DWG A510 THROUGH A517 FOR EXTERIOR DETAILS. SEE DWG A530 FOR DOOR INFORMATION.
 - EXISTING STRUCTURAL GRID INFORMATION IS BASED ON SHELLEY BULLFINCH RICHARDSON AND ABBOTT INC., DRAWING A-2.2 PROVIDED BY THE OWNER. DRAWING A-2.2 IS DATED JULY 3 '97 WITH REVISIONS (MARCH 28, 1997); (APRIL 23, 1997); (JANUARY 29, 1998); AND (SEPTEMBER 17, 1998) HAVING BEEN REVIEWED BY MCCARTHY BROTHERS CO. AND BEING CALLED "RECORD DRAWINGS" (DECEMBER 1, 1998). ADDITIONAL EXISTING SURVEY INFORMATION WAS PROVIDED BY WILLIAM A. BERRY & SON, INC. ON JUNE 8, 2004. GENERAL CONTRACTOR TO VERIFY ALL EXISTING CONDITIONS EFFECTED BY THE NEW CONSTRUCTION.

MARK	ISSUE DATE	DESCRIPTION
PERMIT	09/16/04	PERMIT SET
SD	08/26/04	SD SET

Issue Log

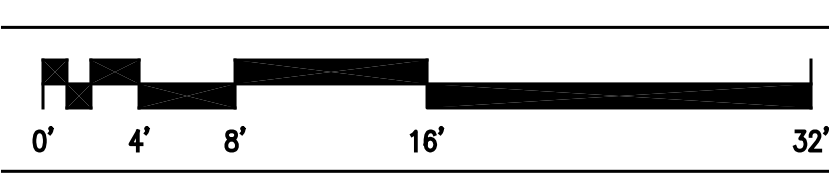


TRO
 ARCHITECTURE
 PLANNING
 ENGINEERING
 INTERIOR
 ES

The Ritchie Organization
 80 Bridge Street
 Newton, MA 02458-113.3
 617-969-9400

Maine Medical Center
 Pkg F - Garage / Vault / Conn / Heliport
 Portland, ME MMC Project No. 21845

Drawing Title
 GARAGE BASEMENT PLAN



Commission No.	4678	Date Issued	09/26/04
Scale	1/8" = 1'-0"	Sheet Number	PKG-F
Drawn By	BJS/NB	A20B.1	
Approved By	DS		
Filename	4678A20B01.dwg		

Copyright © 2004 The Ritchie Organization