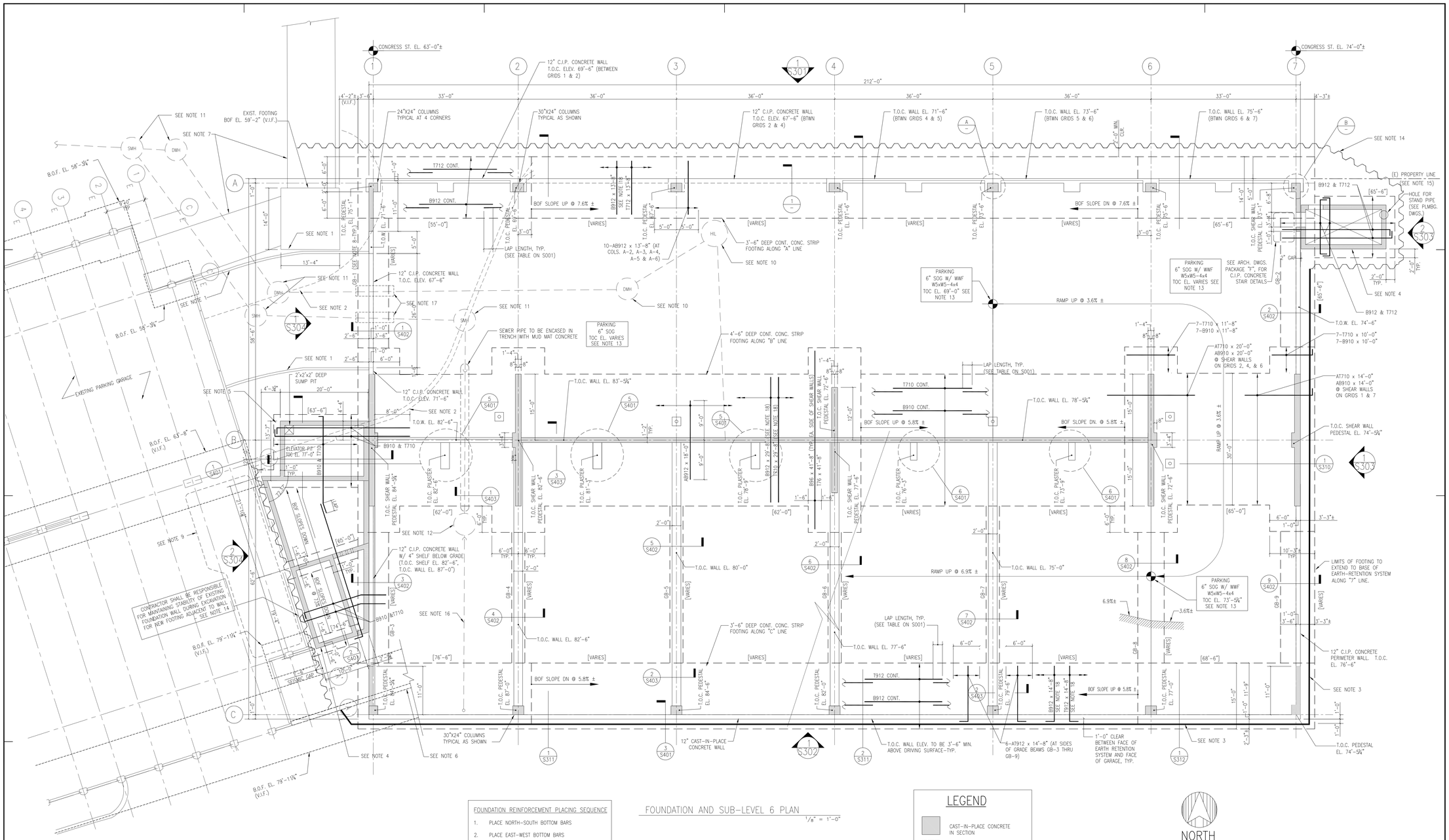

FOUNDATION AND SUB-LEVEL 6 PLAN
1/8" = 1'-0"

FOUNDATION REINFORCEMENT PLACING SEQUENCE	
1.	PLACE NORTH-SOUTH BOTTOM BARS
2.	PLACE EAST-WEST BOTTOM BARS
3.	PLACE EAST-WEST TOP BARS
4.	PLACE NORTH-SOUTH TOP BARS

LEGEND

- CAST-IN-PLACE CONCRETE IN SECTION
- CAST-IN-PLACE CONCRETE IN ELEVATION
- PRECAST CONCRETE
- FLOOR DRAIN

NORTH

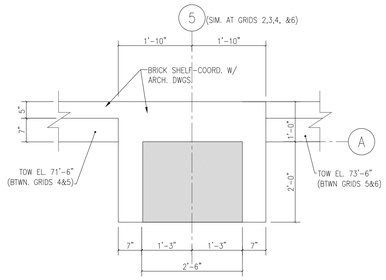

A — PLAN DETAIL: BRICK SHELF AROUND C.I.P. COLUMNS ON GRID LINE "A"
3/4" = 1'-0"

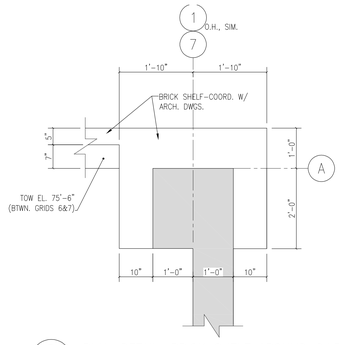

B — PLAN DETAIL: BRICK SHELF AROUND C.I.P. COLUMN ON GRID LINE "A"
3/4" = 1'-0"

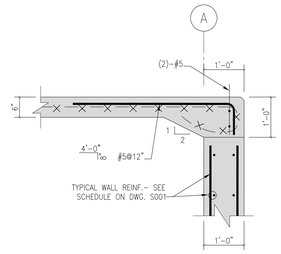

1 — SECTION: SLAB CONDITION AT ENTRY
3/4" = 1'-0"

General Notes:

1. NEW CONCRETE SITE WALLS. SEE ARCH. & CIVIL DWGS. FOR DETAILS.
2. OUTLINE OF EXISTING ACCESS ROAD. SEE ARCH. DWGS. FOR EXTENT OF DEMOLITION AND RELOCATION.
3. FACE OF PERMANENT RETAINING WALL. GARAGE FOOTING TO BE PLACED DIRECTLY AGAINST FACE OF STEEL SOLDIER PILES IN EARTH RETENTION SYSTEM. SEE SHEETS S600-S605 IN PACKAGE D FOR DETAILS OF EARTH RETENTION SYSTEM.
4. TYPICAL CONCRETE CONSTRUCTION. SEE ARCH. DWGS. IN PACKAGE "F" FOR DETAILS OF METAL FIRE STAIRS.
5. TYPICAL CONCRETE CONSTRUCTION. SEE ARCH. DWGS. IN PACKAGE "F" FOR DETAILS OF ELEVATORS.
6. EXISTING CONCRETE WALL AND IT'S FOUNDATION TO BE PARTIALLY DEMOLISHED AS REQUIRED FOR INSTALLATION OF NEW EARTH-RETENTION SYSTEM.
7. OUTLINE OF EXISTING PEDESTRIAN BRIDGE AT 3RD FLOOR LEVEL.
8. SEE GRADE BEAM SCHEDULE ON SHEET S402 FOR DIMS & REINFORCEMENT IN C.I.P. CONCRETE GRADE BEAMS-TYPICAL.
9. DURING CONSTRUCTION OF ELEVATOR AND STAIR TOWER FOUNDATIONS, PARKING IN THIS AREA AT LEVEL "G" SHOULD BE PROHIBITED. CONTRACTOR SHALL BE RESPONSIBLE FOR REPAIRING ANY DAMAGE THAT OCCURS IN THIS AREA DURING CONSTRUCTION.
10. 6'-0"± O.D. x 10'-0"± DEEP MANHOLE. SEE CIVIL DRAWINGS FOR EXACT SIZES, LOCATIONS AND DETAILS.
11. 5'-0"± O.D. x 10'-0"± DEEP MANHOLES. SEE CIVIL DRAWINGS FOR EXACT SIZES, LOCATIONS AND DETAILS.
12. 5'-0"± x 23'-0"± DEEP MANHOLE. SEE CIVIL DRAWINGS FOR EXACT SIZE, LOCATION & DETAILS.
13. SLAB-ON-GRADE ELEVATION VARIES TO ACHIEVE ADEQUATE SLOPES FOR DRAINAGE. SEE CIVIL DRAWINGS FOR FINAL ELEVATIONS AND CONTOURS.
14. EARTH-RETENTION CONTRACTOR SHALL BE RESPONSIBLE FOR DESIGN AND INSTALLATION OF TEMPORARY EARTH RETENTION (SHEET PILING AND/OR OTHER APPROVED SYSTEM) AROUND NEW STAIR CORES, AND OTHER AREAS WHERE SLOPED EXCAVATION IS NOT POSSIBLE. (NOT IN THIS CONTRACT)
15. CONTRACTOR SHALL BE RESPONSIBLE FOR FINAL LAYOUT OF GARAGE SUCH THAT NORTHERN FACE OF GARAGE ALIGNS WITH EXISTING PROPERTY LINE. (TOLERANCE +0"/-1")
16. NEW 16"ø ± DUCTILE IRON SEWER PIPE TO BE BURIED BELOW GRADE. SEE CIVIL DRAWINGS FOR EXACT LOCATION AND DETAILS.
17. WHERE NEW UTILITY LINES ARE BURIED BELOW GRADE BEAMS, PROVIDE 2" COMPRESSIBLE MATERIAL BETWEEN BOTTOM OF CONCRETE GRADE BEAM AND BURIED UTILITY LINE.
18. STRIP FOOTING REINFORCEMENT IS NOT REQUIRED WITHIN WIDTH OF GRADE BEAMS. SEE GRADE BEAM SCHEDULE (S402) FOR DETAILS OF REINFORCING IN THESE AREAS.
19. ALL CONCRETE SHOWN ON THIS PLAN SHALL BE CAST-IN-PLACE CONCRETE. PRECAST CONCRETE SUPER-STRUCTURE SHALL START 3'-6" ABOVE SUB-LEVEL 6, TYP.
20. [X'-XX"] INDICATES BOTTOM OF FOOTING ELEVATION.

SGH
Simpson Gumpertz & Heger Inc.
www.sgh.com
Consulting Engineers

Boston, MA	41 Seyon Street, Building 1, Suite 500 Waltham, MA 02453	Telephone: (781) 907 9000 Facsimile: (781) 907 9009
San Francisco, CA	The Landmark at One Market Suite 600 San Francisco, CA 94105	Telephone: (415) 495 3700 Facsimile: (415) 495 3550
Washington, DC	1855 Piccard Drive Suite 220 Rockville, MD 20850	Telephone: (301) 417 0999 Facsimile: (301) 417 9825

MARK	ISSUE DATE	DESCRIPTION
PERMIT	09/16/04	PERMIT SET
BID	05/17/04	BID SET

Issue Log

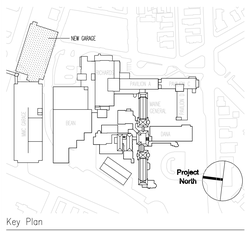

Key Plan

TRO
Architecture
Planning
Engineering
Interior Design
The Ritchie Organization
80 Bridge Street
Newton, MA 02458-1134
617-969-9400

Maine Medical Center
Pkg E - Garage Foundation and Precast
Portland, ME MMC Project No. 21845

Drawing Title
GARAGE FOUNDATION AND SUB-LEVEL 6 PLAN

0' 4' 8' 16' 32'

Commission No.	4678	Date Issued	05/17/04
Scale	1/8"=1'-0"	Sheet Number	PKG-E
Drawn By	SWW		S201
Approved By	JHT/JJZ		
Filename	S201		

Copyright © 2004 The Ritchie Organization