

Active FA Panels for Helipad Turnover

CONNECTION OF HELIPAD  
PER ELEV. LOBBY FLOOR

CONNECTION OF HELIPAD  
PER ELEV. LOBBY FLOOR

BPSA-1.01  
75cd WP  
1/2W  
DAAB-1.02  
TEL.B.2

BPSA-1.02  
75cd WP  
1/2W  
DAAB-1.03

BPSA-1.04  
75cd WP  
1/2W  
DAAB-1.02

BPSA-1.01  
75cd WP  
1/2W  
DAAB-1.02

BPSA-1.03  
75cd WP  
1/2W  
DAAB-1.01

BPSA-1.04  
75cd WP  
1/2W  
DAAB-1.02

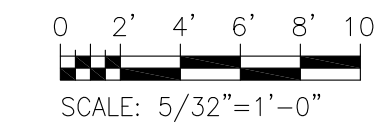
BPSA-1.01  
75cd WP  
1/2W  
DAAB-1.02

BPSA-1.02  
75cd WP  
1/2W  
DAAB-1.03

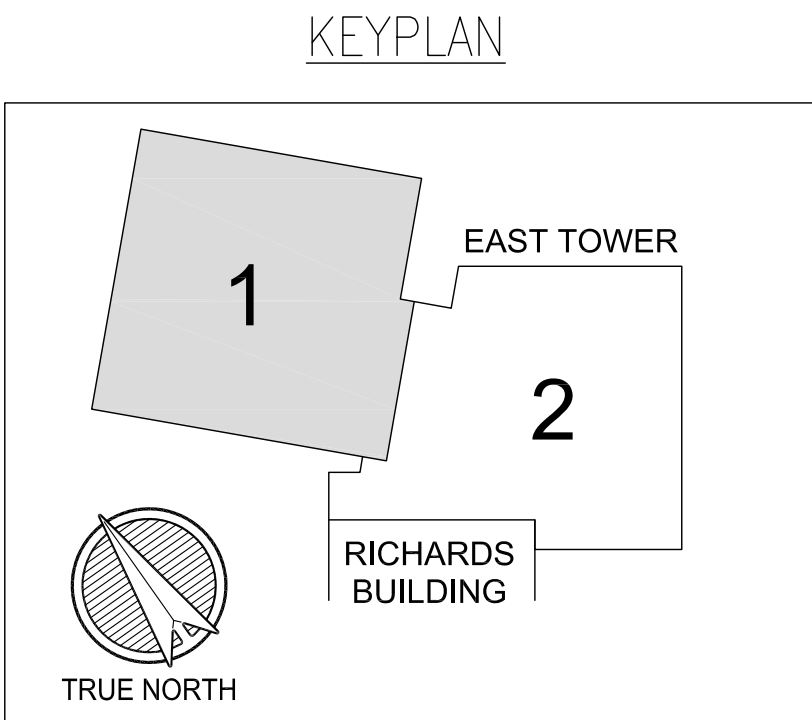
BPSA-1.03  
75cd WP  
1/2W  
DAAB-1.01

BPSA-1.04  
75cd WP  
1/2W  
DAAB-1.02

ROOF FLOOR PLAN - SECTOR 1



ARCHITECTURAL CHANGES, DEVICE CHANGES  
/ RELOCATIONS, CIRCUITS RE-DESIGNED &  
RE-ADDRESSED ACCORDINGLY.



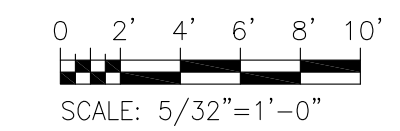
IMPORTANT:  
IF THIS DRAWING IS NOT PLOTTED ON A 34x22 SHEET  
THEN THE DRAWING IS NOT PLOTTED TO SCALE.

REV F		BY	Fire Alarm Layout Plan
REV E		BY	Roof - Sector 1
REV D		BY	<b>Honeywell</b> ExpertISE ©
REV C		BY	207 Larrabee Road Westbrook, Maine, 04092-5108
REV B	Re-Issued For Review	BY	Maine Medical Center
REV A	Issued For Review	BY	East Tower Expansion
Jan 23/19		JH	XLS140-2 Fire Alarm System
		JH	22 Bramhall Street Portland, ME 04102
			DRAWING NUMBER USB-017267-FA7.7
			REV B



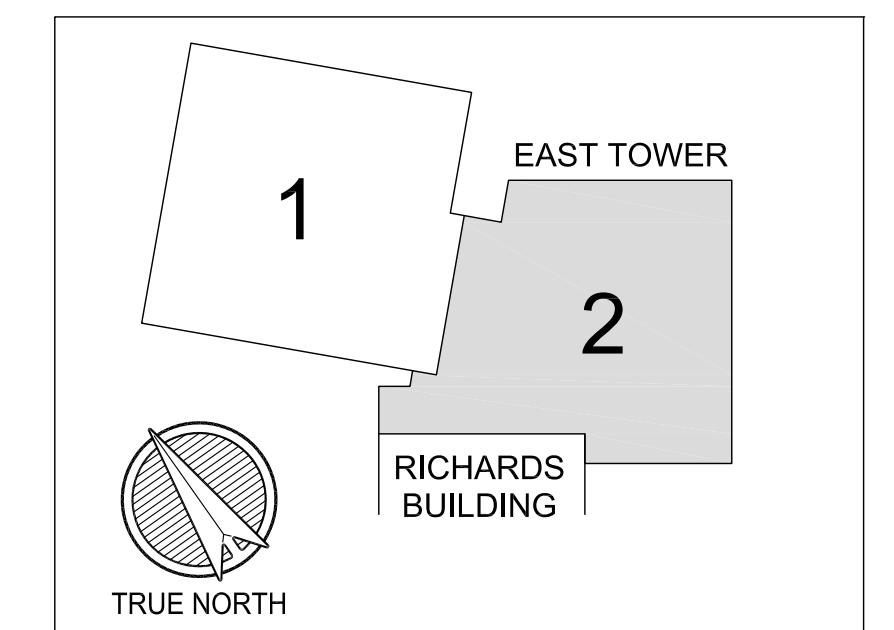
Active FA Panels for Helipad Turnover

ROOF FLOOR PLAN - SECTOR 2



ARCHITECTURAL CHANGES, DEVICE CHANGES / RELOCATIONS, CIRCUITS RE-DESIGNED & RE-ADDRESSED ACCORDINGLY.

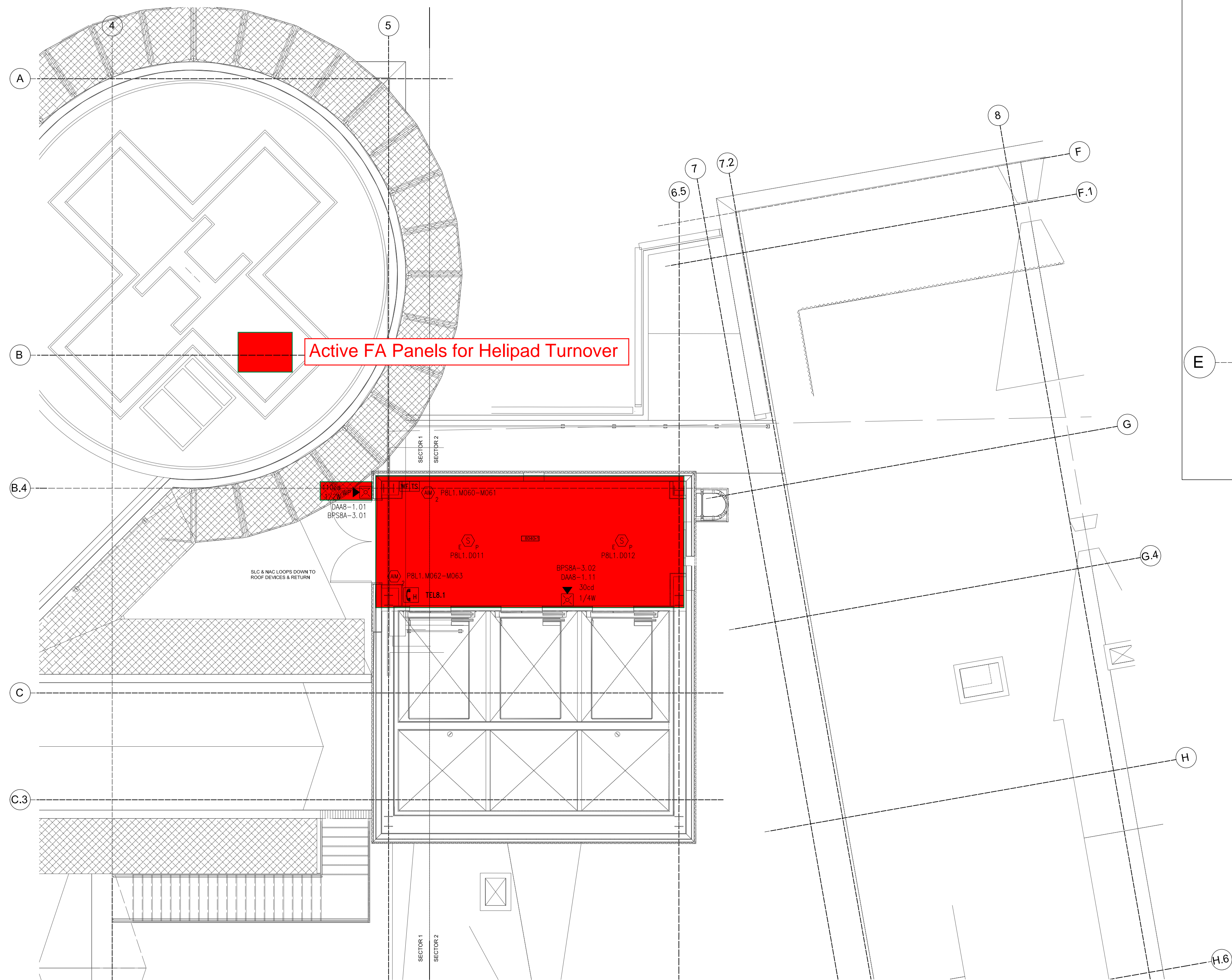
KEYPLAN



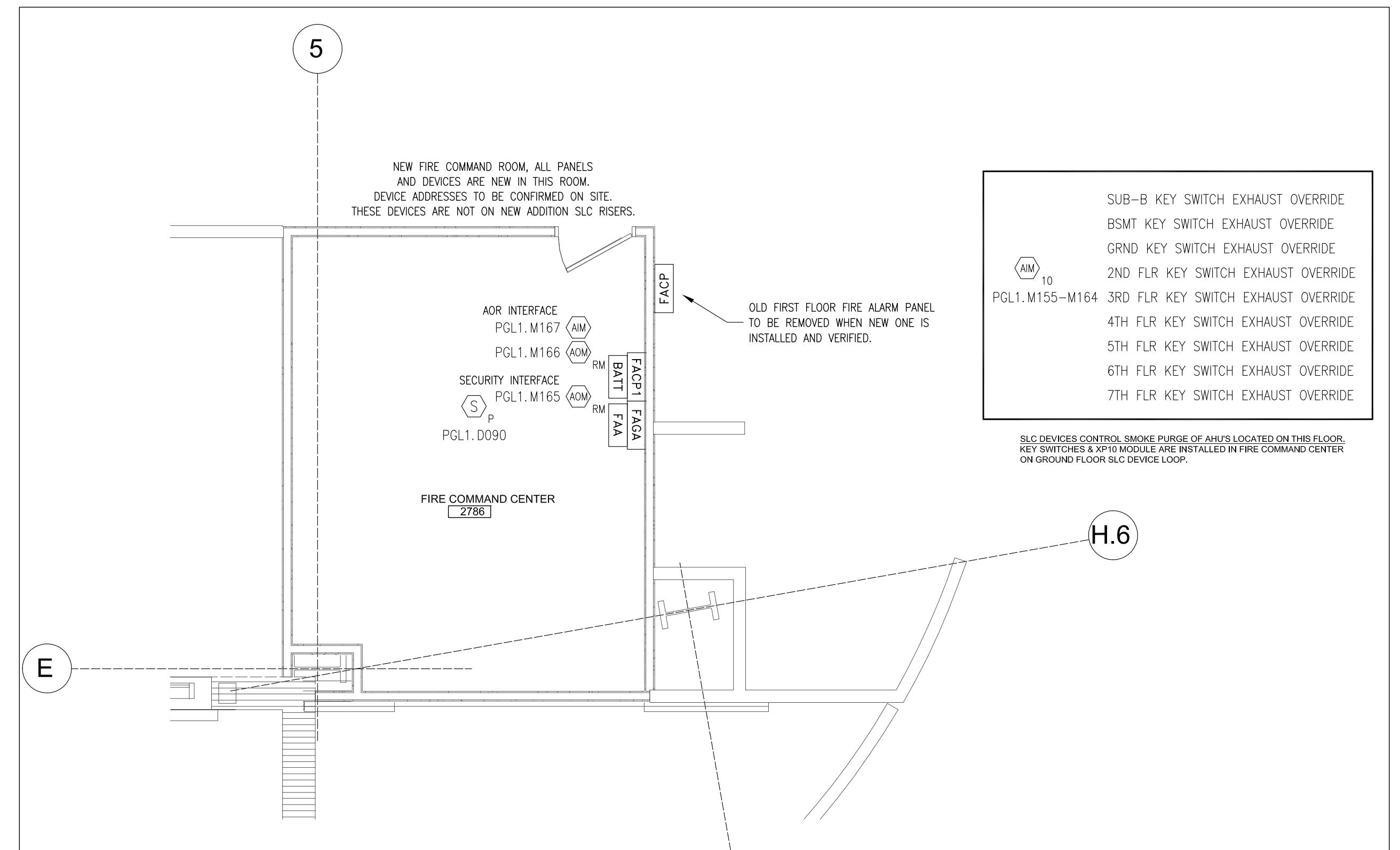
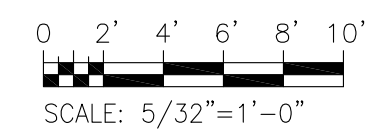
IMPORTANT:  
IF THIS DRAWING IS NOT PLOTTED ON A 34x22 SHEET  
THEN THE DRAWING IS NOT PLOTTED TO SCALE.

REV	DATE	BY	DESCRIPTION
REV F		BY	Fire Alarm Layout Plan
REV E		BY	Roof - Sector 2
REV D		BY	Honeywell ExpertISE ©
REV C		BY	207 Larrabee Road Westbrook, Maine, 04092-5108
REV B	Jun 27/19	BY JH	Maine Medical Center
REV A	Jan 23/19	BY JH	East Tower Expansion
		BY JH	XLS140-2 Fire Alarm System
		BY JH	22 Bramhall Street Portland, ME 04102
			DRAWING NUMBER USB-017267-FA7.8
			REV B

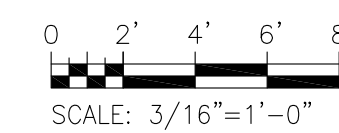




**PENTHOUSE FLOOR PLAN**



**GROUND FLOOR - FIRE COMMAND CENTER 2786**

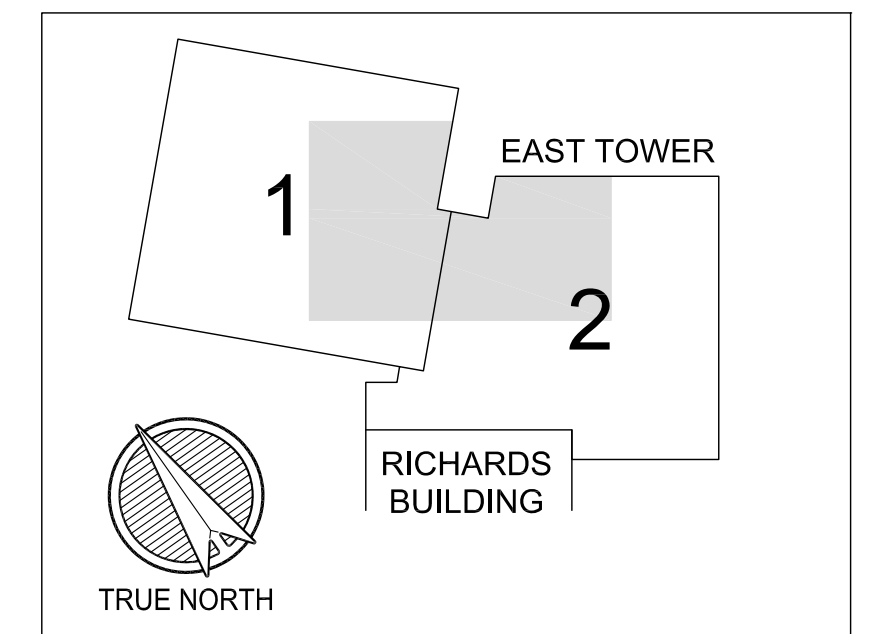


- SUB-B KEY SWITCH EXHAUST OVERRIDE
- BSMT KEY SWITCH EXHAUST OVERRIDE
- GRND KEY SWITCH EXHAUST OVERRIDE
- 2ND FLR KEY SWITCH EXHAUST OVERRIDE
- 3RD FLR KEY SWITCH EXHAUST OVERRIDE
- 4TH FLR KEY SWITCH EXHAUST OVERRIDE
- 5TH FLR KEY SWITCH EXHAUST OVERRIDE
- 6TH FLR KEY SWITCH EXHAUST OVERRIDE
- 7TH FLR KEY SWITCH EXHAUST OVERRIDE

SLC DEVICES CONTROL SMOKE PURGE OF AHUS LOCATED ON THIS FLOOR. KEY SWITCHES & XPI90 MODULE ARE INSTALLED IN FIRE COMMAND CENTER ON GROUND FLOOR SLC DEVICE LOOP.

ARCHITECTURAL CHANGES, DEVICE CHANGES / RELOCATIONS, CIRCUITS RE-DESIGNED & RE-ADDRESSED ACCORDINGLY.

**KEYPLAN**



**IMPORTANT:**  
IF THIS DRAWING IS NOT PLOTTED ON A 34x22 SHEET THEN THE DRAWING IS NOT PLOTTED TO SCALE.

REV F		BY	Fire Alarm Layout Plans
REV E		BY	Penthouse & Fire Command Center
REV D		BY	<b>Honeywell</b> <i>ExpertISE</i> ©
REV C		BY	207 Larrabee Road Westbrook, Maine, 04092-5108
REV B	Re-Issued For Review	BY	Maine Medical Center
Jun 27/19		JH	East Tower Expansion
REV A	Issued For Review	BY	XLS140-2 Fire Alarm System
Jan 23/19		JH	22 Bramhall Street Portland, ME 04102
DRAWING NUMBER			USB-017267-FA7.9
			REV B