LIGHT FIXTURE SCHEDULE

TYPE	DESCRIPTION	MFR.	LAMPS	MOUNTING	NOTES
D1	6" LED DIMMABLE DOWNLIGHT WITH ROUND MATTE WHITE TRIM RING AND ASSOCIATED DIMMING CONTROLLER. 120V	EVERBRITE LIGHTING XLS2.0-35-120RWM	LED 3500K	RECESSED	PROVIDE "XLD" DIMMING CONTROLLER WALL SWITCH CAPABLE OF ON, OFF, 100 LEVELS OF DIMMING AND PRESET.
K	1x4 FLUORESCENT WALL WASH WITH RADIO SUPPRESSORS, KSH-12 ACRYLIC LENS AND ELECTRONIC BALLAST. 120V	NEO-RAY 76PF-2T8-4-1EB-SI-SSB-RF1	2-32W T8	RECESSED GRID	FIXTURE SHALL BE REVERSE MOUNTED SO THAT THE REFLECTOR IS ON THE SIDE CLOSEST TO THE WALL.

GENERAL NOTES:

1. SE SHEET E-001 FOR LEGEND AND GENERAL NOTES.
2. ALL RACEWAY & CONDUCTORS WITHIN ANGIO AND THE ASSOCIATED CONTROL ROOM THAT ARE ASSOCIATED WITH THE EXISTING ANGIO MACHINE AND WILL NOT BE REUSED, SHALL BE REMOVED. THE EXTENT OF THE REMOVAL IS UNKNOWN AS NEITHER BELOW THE FLOOR NOR ABOVE THE CEILING IS COMPLETELY ACCESSIBLE.
3. REFER TO SPECIFICATION 265100 FOR BALLAST AND LAMP TYPES.

KEYED NOTES:

1. DEVICE TO BE RE-USED. REFER TO POWER, LIGHTING AND SYSTEMS PLANS FOR NEW LOCATIONS.
2. PANELBOARD TO BE REMOVED. EXISTING TO REMAIN CIRCUITS SHALL BE TRANSFERRED TO NEW PANELBOARD ON OPPOSITE SIDE OF ROOM.
3. FEEDER TO EXISTING 125A CIRCUIT BREAKER MAY BE REUSED FOR FEEDER TO "MP" IF OF SUFFICIENT CONDUCTOR SIZE.
4. EXISTING FIXTURE SHOWN IN RELOCATED POSITION. CONNECT TO EXISTING CIRCUIT.

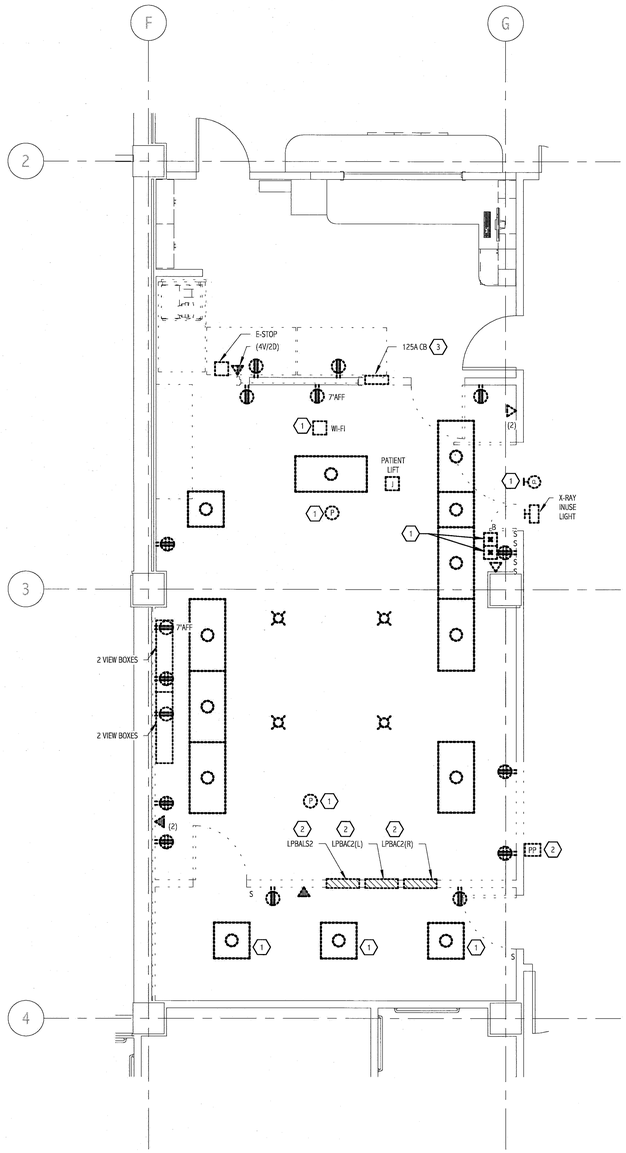

1 ANGIO SUITE DEMO PLAN
1/4" = 1'-0"

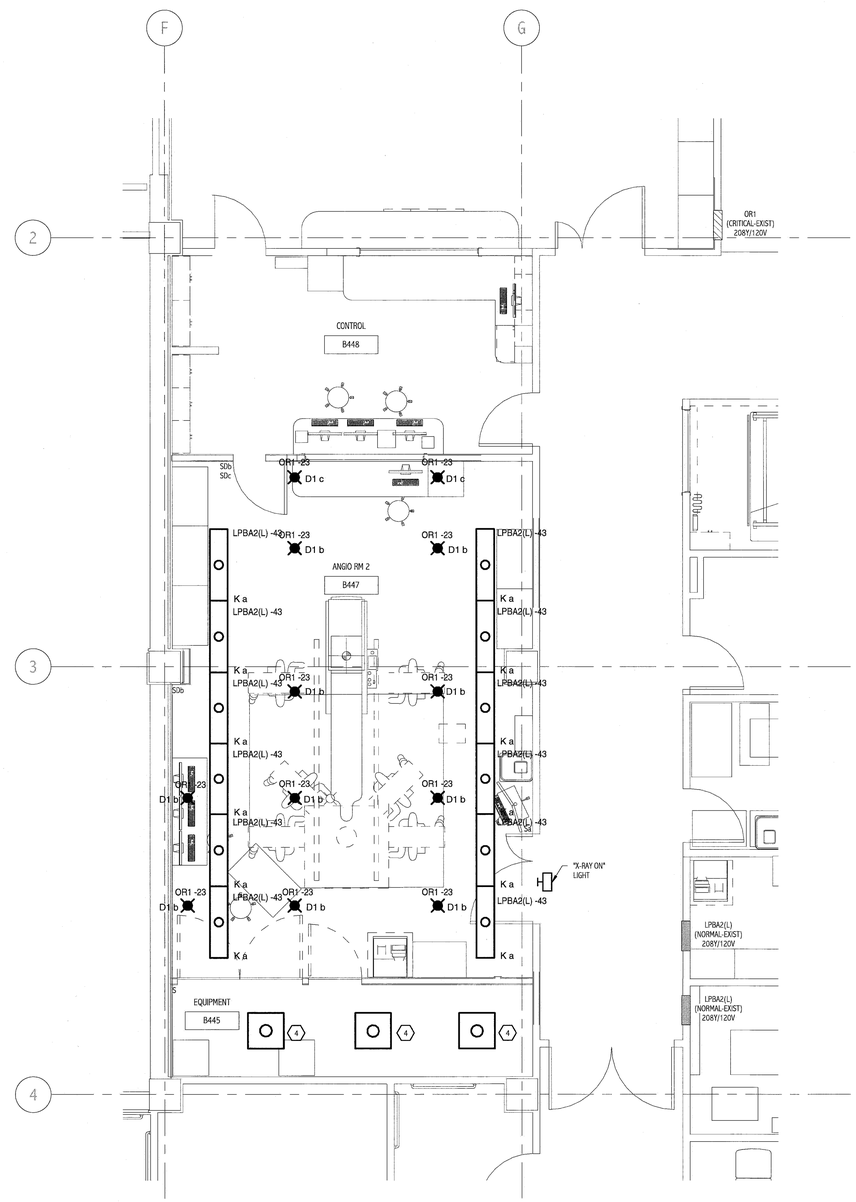

2 ANGIO SUITE LIGHTING - BASEMENT FLOOR
1/4" = 1'-0"

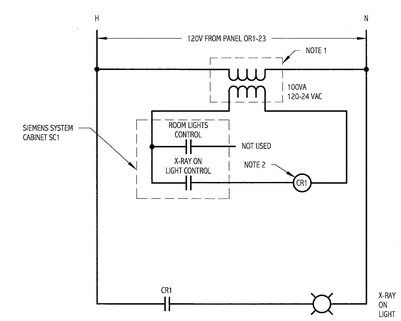

1. PROVIDE A 100VA, SQUARE D TYPE TF100-D23 CONTROL TRANFORMER WITH PRIMARY AND SECONDARY FUSES IN A NEMA 1 ENCLOSURE. SQUARE D PART #LG1.
2. PROVIDE CONTROL RELAY. ALLEN-BRADLEY PART #700-N201-A24 IN NEMA 1 ENCLOSURE.

3 ANGIO X-RAY ON LIGHT/ROOM LIGHTING CONTROL SCHEMATIC
NONE

144 Fore Street/P.O. Box 618
Portland, Maine 04104
tel. (207) 772-3846
fax. (207) 772-1070
www.smrtinc.com

ARCHITECTURE
ENGINEERING
PLANNING
INTERIOR DESIGN
COMMISSIONING

SMRT

STATE OF MAINE
JOHN P. IPPOLITO
PERSONAL
LICENSED
PROFESSIONAL ENGINEER
NO. 7707
1/25/12
PRELIMINARY

PROJECT NORTH
MAG NORTH

MAINE MEDICAL CENTER
ANGIO SINGLE PLANE - ROOM 2
PORTLAND, ME

ISSUED FOR PERMITTING
01.27.12

CURRENT ISSUE STATUS:

REV	DESCRIPTION	DATE

GRAPHIC SCALE: 0" 1"

SCALE:	As indicated
PROJECT MANAGER:	DJV
JC/DRAWN BY:	CDS
A/E OF RECORD:	IPP
PROJECT NO:	11127
DATE:	

SHEET TITLE:
ANGIO SUITE ELECTRICAL DEMO AND LIGHTING PLANS - BASEMENT FLOOR

SHEET No.
E-101

©COPYRIGHT 2008 SMRT INC.