



Maine Medical Center

**BEAN 2 INPATIENT SERVICES
MMC Project No. 28060**

**Maine Medical Center
22 Bramhall Street
Portland, Maine 04102**

PROJECT MANUAL

ISSUED FOR CONSTRUCTION

Volume 1 - Front End and Division 1

SMRT Project No. 08099

September 12, 2008



PROJECT MANUAL FOR:

**MAINE MEDICAL CENTER
BEAN 2 INPATIENT SERVICES
MMC Project No. 28060**

Portland, Maine

SMRT Project No. 08099

DATED: September 12, 2008

Volume 1 - Front End and Division 1

Issued for Construction

TABLE OF CONTENTS

PART I – BIDDING REQUIREMENTS

Not Used

PART II – CONTRACT FORMS

Standard Form of Agreement Between Owner and Construction Manager (AIA Document A121 CMc - 2003 and AGC Document 565)

Performance Bond (AIA Document A312)

Payment Bond (AIA Document A312)

Application and Certificate for Payment AIA Document G702)

And Continuation Sheets (IA Document G703)

Certificate of Substantial Completion (AIA Document G704)

Consent of Surety to Final Payment (AIA Document G707)

Consent of Surety to Reduction in or Partial Release of Retainage (AIA Document G707A)

PART III - CONDITIONS OF THE CONTRACT

General Conditions of the Contract for Construction (AIA Document A201-1987 Electronic Format Modified)

EXHIBIT A – Schedule of Meetings and Attendees

EXHIBIT B – Lien Waiver Summary Form

EXHIBIT C – Maine Medical Center Institutional Policy

EXHIBIT D – Assignment of Cost Categories Matrix

PART IV - SPECIFICATIONS

DIVISION 1 - GENERAL REQUIREMENTS

011000	Summary
011400	Work Restrictions
012600	Contract Modification Procedures
012900	Payment Procedures
013100	Project Management and Coordination
013200	Construction Progress Documentation
013300	Submittal Procedures
014000	Quality Requirements
014200	References
015000	Temporary Facilities and Controls
016000	Product Requirements
017000	Execution Requirements
017310	Cutting and Patching
017320	Selective Demolition
017700	Closeout Procedures
017823	Operation and Maintenance Data
017839	Project Record Documents
017900	Demonstration and Training
018000	Interim Life Safety Measures
018500	Dust Control Measures

DIVISIONS 2 THROUGH 23 - SEE VOLUME 2 OF PROJECT MANUAL

**MAINE MEDICAL CENTER
BEAN 2 INPATIENT SERVICES
PORTLAND, MAINE**

**ISSUED FOR CONSTRUCTION
09/12/08**

PART V – LIST OF DRAWINGS

See attached Drawing List.

END OF TABLE OF CONTENTS

DRAWING LIST

GENERAL DRAWINGS

GI001 COVER SHEET
GI002 PARTITION SCHEDULE

ARCHITECTURAL DRAWINGS

A-101 FIRST FLOOR FACILITY PLAN
A-102 CODE COMPLIANCE STRATEGY
AD101 DEMOLITION PLAN
AE101 PARTIAL FLOOR PLAN
AE102 PARTIAL FLOOR PLAN
AE103 REFLECTED CEILING PLAN
AE104 REFLECTED CEILING PLAN

AE210 INTERIOR ELEVATIONS

AE510 CASEWORK DETAILS

AE601 ROOM & DOOR SCHEDULES
AE602 OUTLINE SPEC

AF101 PARTIAL FINISH FLOOR PLAN
AF102 PARTIAL FINISH PLAN FLOOR PLAN

MECHANICAL DRAWINGS

M-001 LEGEND AND ABBREVIATIONS

MD101 HVAC DUCTWORK DEMOLITION PLAN
MD102 HVAC PIPING DEMOLITION PLAN

MH101 HVAC DUCTWORK PLAN

MP101 HVAC PIPING PLAN

M-501 DETAILS

M-601 SCHEDULES AND SEQUENCE OF OPERATIONS

PLUMBING DRAWINGS

P-001 LEGEND AND ABBREVIATIONS

PD100A GROUND FLOOR PLUMBING DEMOLITION PARTIAL PLAN
PD100B GROUND FLOOR PLUMBING DEMOLITION PARTIAL PLAN
PD101 PLUMBING AND MED GAS DEMOLITION PARTIAL PLAN

PD102	PLUMBING AND MED GAS DEMOLITION PARTIAL PLAN
PL100A	GROUND FLOOR PLUMBING PARTIAL PLAN
PL100B	GROUND FLOOR PLUMBING PARTIAL PLAN
PL101	PLUMBING AND MED GAS PARTIAL PLAN
PL102	PLUMBING AND MED GAS PARTIAL PLAN
P-601	SCHEDULES
	<u>ELECTRICAL DRAWINGS</u>
E-001	LEGEND AND GENERAL NOTES
ED101	ELECTRICAL DEMOLITION PLAN
EP101	POWER PARTIAL FLOOR PLAN SHEET 1
EP102	POWER PARTIAL FLOOR PLAN SHEET 2
EL101	LIGHTING PARTIAL FLOOR PLAN SHEET 1
EL102	LIGHTING PARTIAL FLOOR PLAN SHEET 2
EY101	SYSTEMS PARTIAL FLOOR PLAN SHEET 1
EY102	SYSTEMS PARTIAL FLOOR PLAN SHEET 2

DRAFT AIA® Document A121™CMc - 2003 and AGC Document 565

Standard Form of Agreement Between Owner and Construction Manager

where the Construction Manager is Also the Constructor

AGREEMENT as amended by Maine Medical Center November 2006 and
made as of the date indicated by Maine Medical Center on the signature page of this
document ___ day of ___ in the year of
(In words, indicate day, month and year)

BETWEEN the Owner:
(Name and address)

Maine Medical Center
22 Bramhall Street
Portland, ME 04102

and the Construction Manager:
(Name and address)

The Project is:
(Name, address and brief description)

The Architect is:
(Name and address)

The Owner and Construction Manager agree as set forth below:

ADDITIONS AND DELETIONS:

The author of this document has added information needed for its completion. The author may also have revised the text of the original AIA standard form. An *Additions and Deletions Report* that notes added information as well as revisions to the standard form text is available from the author and should be reviewed.

This document has important legal consequences. Consultation with an attorney is encouraged with respect to its completion or modification.

The 1997 Edition of AIA® Document A201™, General Conditions of the Contract for Construction, is referred to herein. This Agreement requires modification if other general conditions are utilized.

ELECTRONIC COPYING of any portion of this AIA® Document to another electronic file is prohibited and constitutes a violation of copyright laws as set forth in the footer of this document.

TABLE OF CONTENTS

ARTICLE 1 GENERAL PROVISIONS

- § 1.1 Relationship of the Parties
- § 1.2 General Conditions

ARTICLE 2 CONSTRUCTION MANAGER'S RESPONSIBILITIES

- § 2.1 Preconstruction Phase
- § 2.2 Guaranteed Maximum Price Proposal and Contract Time
- § 2.3 Construction Phase
- § 2.4 Professional Services
- § 2.5 Hazardous Materials

ARTICLE 3 OWNER'S RESPONSIBILITIES

- § 3.1 Information and Services
- § 3.2 Owner's Designated Representative
- § 3.3 Architect
- § 3.4 Legal Requirements

ARTICLE 4 COMPENSATION AND PAYMENTS FOR PRECONSTRUCTION PHASE SERVICES

- § 4.1 Compensation
- § 4.2 Payments

ARTICLE 5 COMPENSATION FOR CONSTRUCTION PHASE SERVICES

- § 5.1 Compensation
- § 5.2 Guaranteed Maximum Price
- § 5.3 Changes in the Work

ARTICLE 6 COST OF THE WORK FOR CONSTRUCTION PHASE

- § 6.1 Costs to Be Reimbursed
- § 6.2 Costs Not to Be Reimbursed
- § 6.3 Discounts, Rebates and Refunds
- § 6.4 Accounting Records

ARTICLE 7 CONSTRUCTION PHASE

- § 7.1 Progress Payments
- § 7.2 Final Payment

ARTICLE 8 INSURANCE AND BONDS

- § 8.1 Insurance Required of the Construction Manager
- § 8.2 Insurance Required of the Owner
- § 8.3 Performance Bond and Payment Bond




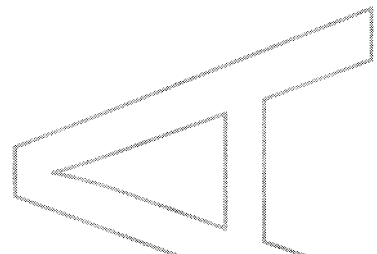


ARTICLE 9 MISCELLANEOUS PROVISIONS

- § 9.1 Dispute Resolution
- § 9.2 Other Provisions

ARTICLE 10 TERMINATION OR SUSPENSION

- § 10.1 Termination Prior to Establishing Guaranteed Maximum Price
- § 10.2 Termination Subsequent to Establishing Guaranteed Maximum Price
- § 10.3 Suspension

ARTICLE 11 OTHER CONDITIONS AND SERVICES



ARTICLE 1 GENERAL PROVISIONS

§ 1.1 RELATIONSHIP OF PARTIES

The Construction Manager accepts the relationship of trust and confidence established with the Owner by this Agreement, and covenants with the Owner to furnish the Construction Manager's reasonable skill and judgment and to cooperate with the Architect in furthering the interests of the Owner. The Construction Manager shall furnish construction administration and management services and use the Construction Manager's best efforts to perform the Project in an expeditious and economical manner consistent with the interests of the Owner. The Owner shall endeavor to promote harmony and cooperation among the Owner, Architect, Construction Manager and other persons or entities employed by the Owner for the Project.

§ 1.2 GENERAL CONDITIONS

For the Construction Phase, the General Conditions of the contract shall be the AIA® Document A201™-~~1987~~ 1997, General Conditions of the Contract for Construction, which is incorporated herein by reference. For the Preconstruction Phase, or in the event that the Preconstruction and Construction Phases proceed concurrently, A201™ ~~1987~~-1997 shall apply to the Preconstruction Phase only as specifically provided in this Agreement. The term "Contractor" as used in A201™ ~~1987~~-1997 shall mean the Construction Manager.

ARTICLE 2 CONSTRUCTION MANAGER'S RESPONSIBILITIES

The Construction Manager shall perform the services described in this Article. The services to be provided under Sections 2.1 and 2.2 constitute the Preconstruction Phase services. If the Owner and Construction Manager agree, after consultation with the Architect, the Construction Phase may commence before the Preconstruction Phase is completed, in which case both phases will proceed concurrently.

§ 2.1 PRECONSTRUCTION PHASE

§ 2.1.1 PRELIMINARY EVALUATION

The Construction Manager shall provide a preliminary evaluation of the Owner's program and Project budget requirements, each in terms of the other.

§ 2.1.2 CONSULTATION

The Construction Manager with the Architect shall jointly schedule and attend regular meetings with the Owner. The Construction Manager shall consult with the Owner and Architect regarding site use and improvements and the selection of materials, building systems and equipment. The Construction Manager shall provide recommendations on construction feasibility; actions designed to minimize adverse effects of labor or material shortages; time requirements for procurement, installation and construction completion; and factors related to construction cost, including estimates of alternative designs or materials, preliminary budgets and possible economies.

§ 2.1.3 PRELIMINARY PROJECT SCHEDULE

When Project requirements described in Section 3.1.1 have been sufficiently identified, the Construction Manager shall prepare, and periodically update, a preliminary Project schedule for the Architect's review and the Owner's approval. The Construction Manager shall obtain the Architect's approval of the portion of the preliminary Project schedule relating to the performance of the Architect's services. The Construction Manager shall coordinate and integrate the preliminary Project schedule with the services and activities of the Owner, Architect and Construction Manager. As design proceeds, the preliminary Project schedule shall be updated **at appropriate intervals agreed to by the Owner, Construction Manager and Architect** to indicate proposed activity sequences and durations, milestone dates for receipt and approval of pertinent information, submittal of a Guaranteed Maximum Price proposal, preparation and processing of shop drawings and samples, delivery of materials or equipment requiring long-lead-time procurement, Owner's occupancy requirements showing portions of the Project having occupancy priority, and proposed date of Substantial Completion. If preliminary Project schedule updates indicate that previously approved schedules may not be met, the Construction Manager shall make appropriate recommendations to the Owner and Architect.

§ 2.1.3.1 As a minimum the Construction Manager will:

- **Provide milestones and for all pre-construction coordination meetings.**
- **Develop project phasing options and impact pros and cons.**
- **Provide input on the need for packages and phasing.**
- **Develop a comprehensive construction logistics plan.**
- **Provide a coordination drawing schedule as soon as bidding is complete.**

- Provide a submittal schedule as soon as bidding is complete.
- Provide a comprehensive construction schedule including phasing, design, permitting, bidding.

§ 2.1.4 PHASED CONSTRUCTION

The Construction Manager shall make recommendations to the Owner and Architect regarding the phased issuance of Drawings and Specifications to facilitate phased construction of the Work, if such phased construction is appropriate for the Project, taking into consideration such factors as economies, time of performance, availability of labor and materials, and provisions for temporary facilities.

§ 2.1.5 PRELIMINARY COST ESTIMATES

§ 2.1.5.1 When the Owner has sufficiently identified the Project requirements and the Architect has prepared other basic design criteria, the Construction Manager shall prepare, for the review of the Architect and approval of the Owner, a preliminary cost estimate utilizing area, volume or similar conceptual estimating techniques.

§ 2.1.5.2 When Schematic Design Documents have been prepared by the Architect and approved by the Owner, the Construction Manager shall prepare, for the review of the Architect and approval of the Owner, a more detailed estimate with supporting data. During the preparation of the Design Development Documents, the Construction Manager shall update and refine this estimate at appropriate intervals agreed to by the Owner, Architect and Construction Manager.

§ 2.1.5.3 When Design Development Documents have been prepared by the Architect and approved by the Owner, the Construction Manager shall prepare a detailed estimate **at 50% CD and at 100% CD** with supporting data for review by the Architect and approval by the Owner. During the preparation of the Construction Documents, the Construction Manager shall update and refine this estimate at appropriate intervals agreed to by the Owner, Architect and Construction Manager.

§ 2.1.5.4 If any estimate submitted to the Owner exceeds previously approved estimates or the Owner's budget, the Construction Manager shall make appropriate recommendations to the Owner and Architect.

§ 2.1.6 SUBCONTRACTORS AND SUPPLIERS

The Construction Manager shall seek to develop subcontractor interest in the Project and shall furnish to the Owner and Architect for their information a list of possible subcontractors, including suppliers who are to furnish materials or equipment fabricated to a special design, from whom proposals will be requested for each principal portion of the Work. The Architect will **promptly within 14 days of receipt of such lists** reply in writing to the Construction Manager if the Architect or Owner know of any objection to such subcontractor or supplier. The receipt of such list shall not require the Owner or Architect to investigate the qualifications of proposed subcontractors or suppliers, nor shall it waive the right of the Owner or Architect later to object to or reject any proposed subcontractor or supplier.

§ 2.1.7 LONG-LEAD-TIME ITEMS

The Construction Manager shall recommend to the Owner and Architect a schedule for procurement of long-lead-time items which will constitute part of the Work as required to meet the Project schedule. If such long-lead-time items are procured by the Owner, they shall be procured on terms and conditions acceptable to the Construction Manager. Upon the Owner's acceptance of the Construction Manager's Guaranteed Maximum Price proposal, all contracts for such items shall be assigned by the Owner to the Construction Manager, who shall accept responsibility for such items as if procured by the Construction Manager. The Construction Manager shall **make all reasonable efforts to expedite the delivery of long-lead-time items and any additional costs shall be included as costs of the work, included within the GMP to the extent based on assumptions valid at the time GMP is established.**

§ 2.1.8 EXTENT OF RESPONSIBILITY

The Construction Manager does not warrant or guarantee estimates and schedules except as may be included as part of the Guaranteed Maximum Price. The recommendations and advice of the Construction Manager concerning design alternatives shall be subject to the review and approval of the Owner and the Owner's professional consultants. It is not the Construction Manager's responsibility to ascertain that the Drawings and Specifications are in accordance with applicable laws, statutes, ordinances, building codes, rules and regulations. However, if the

Construction Manager recognizes that portions of the Drawings and Specifications are at variance therewith, the Construction Manager shall promptly notify the Architect and Owner in writing **notwithstanding any advice or recommendation of the Construction Manager or any review by the Construction Manager of the Drawings and Specifications or any other documents prepared by the Architect, the Owner or any of the Owner's other professional consultants, under no circumstances shall the Construction Manager have any responsibility or liability for any design defects contained in the Drawings and Specifications or in any other documents prepared by the Architect, the Owner or any of the Owner's other professional consultants, or for the failure of any design to meet the Owner's requirements; except for means and methods.**

§ 2.1.9 EQUAL EMPLOYMENT OPPORTUNITY AND AFFIRMATIVE ACTION

The Construction Manager shall comply with applicable laws, regulations and special requirements of the Contract Documents regarding equal employment opportunity and affirmative action programs.

§ 2.2 GUARANTEED MAXIMUM PRICE PROPOSAL AND CONTRACT TIME

§ 2.2.1 When the Drawings and Specifications are sufficiently complete, the Construction Manager shall propose a Guaranteed Maximum Price, which shall be the sum of the estimated Cost of the Work and the Construction Manager's Fee. **The total GMP is guaranteed, individual line items are not. The Construction Manager reserves the right to adjust the individual schedule of values within the GMP while maintaining the total GMP sum.**

§ 2.2.2 As the Drawings and Specifications may not be finished at the time the Guaranteed Maximum Price proposal is prepared, the Construction Manager shall provide in the Guaranteed Maximum Price for further development of the Drawings and Specifications by the Architect that is consistent with the Contract Documents and reasonably inferable therefrom. Such further development does not include such things as changes in scope, systems, kinds and quality of materials, finishes or equipment, all of which, if required, shall be incorporated by Change Order.

§ 2.2.3 The estimated Cost of the Work shall include the Construction Manager's a contingency, the amount of the contingency shall be _____ % of Construction Cost, as mutually agreed to by the Construction Manager and the Owner, prior to the setting of the GMP for the project.

, a sum established by the Construction Manager for the Construction Manager's exclusive use to cover costs arising under Section 2.2.2 and other costs which are properly reimbursable as Cost of the Work but not the basis for a Change Order.

2.2.3.1 The contingency is the Owner's money for the Construction Manager's use. The use of those contingency funds shall require written approval of the Owner which shall not be unreasonably withheld. The Construction Manager shall notify the Owner monthly in writing with its Application for Payment of costs that the Construction Manager proposes to be charged to the contingency together with an explanation of the reason such cost is incurred. In advance of incurring any single cost in excess of \$2,500 during any calendar month, which cost the Contractor proposes to charge to the contingency, the Construction Manager shall be required to notify the Owner, provide an explanation of the reason for, and to obtain the Owner's approval of such expenditure.

2.2.3.2 The contingency shall be available to cover costs which are properly reimbursable as Cost of the Work but not the basis for a change in the amount of the GMP, including without limitation: all costs incurred pursuant to the Contract Documents prior to Final Completion of the Work not otherwise specifically reimbursable;.

2.2.3.3. The contingency shall be available to cover Subcontract costs exceeding the Subcontract Amount in the GMP schedule; due to such things as unanticipated local market, labor and material conditions;-. The contingency shall be available for legal and court fees relating to Subcontractor disputes, liens and claims;-, Subcontractor defaults;-, and obligations of the Contractor to the Owner under the Contract Documents. The Construction Contingency shall not be used for legal fees, or for costs correcting the results of Contractor and/or Subcontractor negligence default.

2.2.3.4 The entire unused amount of the contingency fund shall be returned to the Owner at the end of the Project with out added penalties or administrative fees.

§ 2.2.4 BASIS OF GUARANTEED MAXIMUM PRICE

The Construction Manager shall include with the Guaranteed Maximum Price proposal a written statement of its basis, which shall include:

- .1 A list of the Drawings and Specifications, including all addenda thereto and the Conditions of the Contract, which were used in preparation of the Guaranteed Maximum Price proposal.
- .2 A list of allowances and a statement of their basis.
- .3 A list of the clarifications and assumptions made by the Construction Manager in the preparation of the Guaranteed Maximum Price proposal to supplement the information contained in the Drawings and Specifications.
- .4 The proposed Guaranteed Maximum Price, including a statement of the estimated cost organized by trade categories, allowances, contingency, and other items and the Fee that comprise the Guaranteed Maximum Price.
- .5 The Date of Substantial Completion upon which the proposed Guaranteed Maximum Price is based, and a schedule of the Construction Documents issuance dates upon which the date of Substantial Completion is based.

§ 2.2.5 The Construction Manager shall meet with the Owner and Architect to review the Guaranteed Maximum Price proposal and the written statement of its basis. In the event that the Owner or Architect discover any inconsistencies or inaccuracies in the information presented, they shall promptly notify the Construction Manager, who shall make appropriate adjustments to the Guaranteed Maximum Price proposal, its basis, or both.

§ 2.2.6 Unless the Owner accepts the Guaranteed Maximum Price proposal in writing on or before the date specified in the proposal for such acceptance and so notifies the Construction Manager, the Guaranteed Maximum Price proposal shall not be effective without written acceptance by the Construction Manager.

§ 2.2.7 Prior to the Owner's acceptance of the Construction Manager's Guaranteed Maximum Price proposal and issuance of a Notice to Proceed, the Construction Manager shall not incur any cost to be reimbursed as part of the Cost of the Work, except as the Owner may specifically authorize in writing.

§ 2.2.8 Upon acceptance by the Owner of the Guaranteed Maximum Price proposal, the Guaranteed Maximum Price and its basis shall be set forth in Amendment No. 1. The Guaranteed Maximum Price shall be subject to additions and deductions by for a change in the Work as provided in the Contract Documents, and the Date of Substantial Completion shall be subject to adjustment as provided in the Contract Documents.

§ 2.2.9 The Owner shall authorize and cause the Architect to revise the Drawings and Specifications to the extent necessary to reflect the agreed-upon assumptions and clarifications contained in Amendment No. 1. Such revised Drawings and Specifications shall be furnished to the Construction Manager in accordance with schedules agreed to by the Owner, Architect and Construction Manager. The Construction Manager shall promptly notify the Architect and Owner if such revised Drawings and Specifications are inconsistent with the agreed-upon assumptions and clarifications.

§ 2.2.10 The Guaranteed Maximum Price shall include in the Cost of the Work only those taxes which are enacted at the time the Guaranteed Maximum Price is established.

§ 2.3 CONSTRUCTION PHASE

§ 2.3.1 GENERAL

§ 2.3.1.1 The Construction Phase shall commence on the earlier of:

- (1) the Owner's acceptance of the Construction Manager's Guaranteed Maximum Price proposal and issuance of a Notice to Proceed, or
- (2) the Owner's first authorization to the Construction Manager to:
 - (a) award a subcontract, or
 - (b) undertake construction Work with the Construction Manager's own forces, or
 - (c) issue a purchase order for materials or equipment required for the Work.

§ 2.3.2 ADMINISTRATION

§ 2.3.2.1 Those portions of the Work that the Construction Manager does not customarily perform with the Construction Manager's own personnel shall be performed under subcontracts or by other appropriate agreements

with the Construction Manager. The Construction Manager shall obtain bids from Subcontractors and from suppliers of materials or equipment fabricated to a special design for the Work from the list previously reviewed and, after analyzing such bids, shall deliver such bids to the Owner and Architect. The Owner will then determine, with the advice of the Construction Manager and subject to the reasonable objection of the Architect, which bids will be accepted. The Owner may designate specific persons or entities from whom the Construction Manager shall obtain bids; however, if the Guaranteed Maximum Price has been established, the Owner may not prohibit the Construction Manager from obtaining bids from other qualified bidders. The Construction Manager shall not be required to contract with anyone to whom the Construction Manager has reasonable objection.

§ 2.3.2.2 If the Guaranteed Maximum Price has been established and a specific bidder among those whose bids are delivered by the Construction Manager to the Owner and Architect (1) is recommended to the Owner by the Construction Manager; (2) is qualified to perform that portion of the Work; and (3) has submitted a bid which conforms to the requirements of the Contract Documents without **material** reservations or exceptions, but the Owner requires that another bid be accepted, then the Construction Manager may require that a change in the Work be issued to adjust the Contract Time and the Guaranteed Maximum Price by the difference between the bid of the person or entity recommended to the Owner by the Construction Manager and the amount of the subcontract or other agreement actually signed with the person or entity designated by the Owner.

§ 2.3.2.3 Subcontracts and agreements with suppliers furnishing materials or equipment fabricated to a special design shall conform to the payment provisions of Sections 7.1.8 and 7.1.9 and shall not be awarded on the basis of cost plus a fee without the prior consent of the Owner.

§ 2.3.2.4 The Construction Manager shall schedule and conduct meetings at which the Owner, Architect, Construction Manager and appropriate Subcontractors can discuss the status of the Work. The Construction Manager shall prepare and promptly distribute meeting minutes.

§ 2.3.2.5 Promptly after the Owner's acceptance of the Guaranteed Maximum Price proposal, the Construction Manager shall prepare a schedule in accordance with Section 3.10 of A201™-1987-1997, including the Owner's occupancy requirements.

§ 2.3.2.6 The Construction Manager shall provide monthly written reports to the Owner and Architect on the progress of the entire Work. The Construction Manager shall maintain a daily log containing a record of weather, Subcontractors working on the site, number of workers, Work accomplished, problems encountered and other similar relevant data as the Owner may reasonably require. The log shall be available to the Owner and Architect.

§ 2.3.2.7 The Construction Manager shall develop a system of cost control for the Work, including regular monitoring of actual costs for activities in progress and estimates for uncompleted tasks and proposed changes. The Construction Manager shall identify variances between actual and estimated costs and report the variances to the Owner and Architect at regular intervals.

§ 2.4 PROFESSIONAL SERVICES

The Construction Manager shall not be required to provide professional services which constitute the practice of architecture or engineering, unless they are related to means and methods the Construction Manager has specifically agreed in writing to provide such services. In such event, the Construction Manager shall cause such services to be performed by appropriately licensed professionals.

Section 3.12.10 of A201™-1997 shall apply to both the Preconstruction and Construction Phases.

§ 2.5 HAZARDOUS UNSAFE MATERIALS

In addition to the provisions of Paragraph 10.1 in AIA Document A201, if reasonable precautions will be inadequate to prevent foreseeable bodily injury or death to persons resulting from a material or substance encountered by not created on the site by the Construction Manager, the Construction Manager shall, upon recognizing the condition, immediately stop Work in the affected area and report the condition to the Owner and Architect in writing. The Owner, Construction Manager and Architect shall then proceed in the same manner described in Subparagraph 10.1.2 of AIA Document A201. The Owner shall be responsible for obtaining the services of a licensed laboratory to verify the presence or absence of the material or substance reported by the Construction Manager and, in the event such material or substance is found to be present, to verify that it has been rendered harmless. The Owner shall furnish in writing to the Construction Manager

and Architect the names and qualifications of persons or entities who are to perform tests verifying the presence or absence of such material or substance or who are to perform the task of removal or safe containment of such material or substance.

Section 10.3 of A201™ 1997 shall apply to both the Preconstruction and Construction Phases.

ARTICLE 3 OWNER'S RESPONSIBILITIES

§ 3.1 INFORMATION AND SERVICES

§ 3.1.1 The Owner shall provide full information in a timely manner regarding the requirements of the Project, including a program which sets forth the Owner's objectives, constraints and criteria, including space requirements and relationships, flexibility and expandability requirements, special equipment and systems, and site requirements.

§ 3.1.2 The Owner shall, at the written request of the Construction Manager prior to commencement of the Construction Phase and thereafter, furnish to the Construction Manager reasonable evidence that financial arrangements have been made to fulfill the Owner's obligations under the Contract. Furnishing of such evidence shall be a condition precedent to commencement or continuation of the Work. After such evidence has been furnished, the Owner shall not materially vary such financial arrangements without prior notice to the Construction Manager.

§ 3.1.3 The Owner shall establish and update an overall budget for the Project, based on consultation with the Construction Manager and Architect, which shall include contingencies for changes in the Work and other costs which are the responsibility of the Owner.

§ 3.1.4 STRUCTURAL AND ENVIRONMENTAL TESTS, SURVEYS AND REPORTS

In the Preconstruction Phase, the Owner shall furnish the following with reasonable promptness and at the Owner's expense. Except to the extent that the Construction Manager knows of any inaccuracy, the Construction Manager shall be entitled to rely upon the accuracy of any such information, reports, surveys, drawings and tests described in Sections 3.1.4.1 through 3.1.4.4 but shall exercise customary precautions relating to the performance of the Work.

§ 3.1.4.1 Reports, surveys, drawings and tests concerning the conditions of the site which are required by law.

§ 3.1.4.2 Surveys describing physical characteristics, legal limitations and utility locations for the site of the Project, and a written legal description of the site. The surveys and legal information shall include, as applicable, grades and lines of streets, alleys, pavements and adjoining property and structures; adjacent drainage; rights-of-way, restrictions, easements, encroachments, zoning, deed restrictions, boundaries and contours of the site; locations, dimensions and necessary data pertaining to existing buildings, other improvements and trees; and information concerning available utility services and lines, both public and private, above and below grade, including inverts and depths. All information on the survey shall be referenced to a project benchmark.

§ 3.1.4.3 The services of a geotechnical engineer when such services are requested by the Construction Manager. Such services may include but are not limited to test borings, test pits, determinations of soil bearing values, percolation tests, evaluations of hazardous materials, ground corrosion and resistivity tests, including necessary operations for anticipating subsoil conditions, with reports and appropriate professional recommendations.

§ 3.1.4.4 Structural, mechanical, chemical, air and water pollution tests, tests for hazardous materials, and other laboratory and environmental tests, inspections and reports which are required by law.

§ 3.1.4.5 The services of other consultants when such services are reasonably required by the scope of the Project and are requested by the Construction Manager.

§ 3.2 OWNER'S DESIGNATED REPRESENTATIVE

The Owner shall designate in writing a representative who shall have express authority to bind the Owner with respect to all matters requiring the Owner's approval or authorization. This representative shall have the authority to make decisions on behalf of the Owner concerning estimates and schedules, construction budgets, and changes in the Work, and shall render such decisions promptly and furnish information expeditiously, so as to avoid unreasonable delay in the services or Work of the Construction Manager. Except as otherwise provided in Section 4.2.1 of A201™ ~~1987~~ 1997, the Architect does not have such authority.

§ 3.3 ARCHITECT

The Owner shall retain an Architect to provide Basic Services, including normal structural, mechanical and electrical engineering services, other than cost estimating services, described in the edition of AIA® Document ~~B141 1987~~~~1997~~TM ~~B151~~TM 1997, *Abbreviated Standard Form of Agreement Between Owner and Architect* current as of the date of this Agreement. The Owner shall authorize and cause the Architect to provide those Additional Services described in ~~B141~~TM ~~1987~~~~1997~~ ~~B151~~TM 1997, requested by the Construction Manager which must necessarily be provided by the Architect for the Preconstruction and Construction Phases of the Work. Such services shall be provided in accordance with time schedules agreed to by the Owner, Architect and Construction Manager. ~~Upon request of the Construction Manager, the Owner shall furnish to the Construction Manager a copy of the Owner's Agreement with the Architect, from which compensation provisions may be deleted.~~

§ 3.4 LEGAL REQUIREMENTS

The Owner shall determine and advise the Architect and Construction Manager of any special legal requirements relating specifically to the Project which differ from those generally applicable to construction in the jurisdiction of the Project. The Owner shall furnish such legal services as are necessary to provide the information and services required under Section 3.1. Nothing stated in this Subparagraph shall absolve the Architect of its legal obligation to design the Project in compliance with applicable codes, laws, ordinances, etc.

ARTICLE 4 COMPENSATION AND PAYMENTS FOR PRECONSTRUCTION PHASE SERVICES

The Owner shall compensate and make payments to the Construction Manager for Preconstruction Phase services as follows:

§ 4.1 COMPENSATION

§ 4.1.1 For the services described in Sections 2.1 and 2.2, the Construction Manager's compensation shall be calculated as follows:

~~_____~~

(State basis of compensation, whether a stipulated sum, multiple of Direct Personnel Expense, actual cost, etc. Include a statement of reimbursable cost items as applicable.)

§ 4.1.2 Compensation for Preconstruction Phase Services shall be equitably adjusted if originally contemplated scope is significantly modified such services extend beyond ~~_____ (_____)~~ days from the date of this Agreement or if the originally contemplated scope of services is significantly modified.

§ 4.1.3 If compensation is based on a multiple of Direct Personnel Expense, Direct Personnel Expense is defined as the direct salaries of the Construction Manager's personnel engaged in the Project and the portion of the cost of their mandatory and customary contributions and benefits related thereto, such as employment taxes and other statutory employee benefits, insurance, sick leave, holidays, vacations, pensions and similar contributions and benefits.

§ 4.2 PAYMENTS

§ 4.2.1 Payments shall be made monthly in arrears following presentation of the Construction Manager's invoice and, where applicable, shall be in proportion to services performed.

§ 4.2.2 Payments are due and payable Thirty (30) days from the date the Construction Manager's invoice is received by the Owner. Amounts unpaid after the date on which payment is due shall bear interest at the rate entered below prime or base rate of Bank of America or any successor thereto as published daily. ~~or in the absence thereof, at the legal rate prevailing from time to time at the place where the Project is located.~~
(Insert rate of interest agreed upon.)

~~_____ per annum~~

(Usury laws and requirements under the Federal Truth in Lending Act, similar state and local consumer credit laws and other regulations at the Owner's and Contractor's principal places of business, the location of the Project and

elsewhere may affect the validity of this provision. Legal advice should be obtained with respect to deletions or modifications, and also regarding requirements such as written disclosures or waivers.)

ARTICLE 5 COMPENSATION FOR CONSTRUCTION PHASE SERVICES

The Owner shall compensate the Construction Manager for Construction Phase services as follows:

§ 5.1 COMPENSATION

§ 5.1.1 For the Construction Manager's performance of the Work as described in Section 2.3, the Owner shall pay the Construction Manager in current funds the Contract Sum consisting of the Cost of the Work as defined in Article 7 and the Construction Manager's Fee determined as follows:

(State a lump sum, percentage of actual Cost of the Work or other provision for determining the Construction Manager's Fee, and explain how the Construction Manager's Fee is to be adjusted for changes in the Work.)

§ 5.2 GUARANTEED MAXIMUM PRICE

§ 5.2.1 The sum of the Cost of the Work and the Construction Manager's Fee are guaranteed by the Construction Manager not to exceed the amount provided in Amendment No. 1, subject to additions and deductions by changes in the Work as provided in the Contract Documents. Such maximum sum as adjusted by approved changes in the Work is referred to in the Contract Documents as the Guaranteed Maximum Price. Costs which would cause the Guaranteed Maximum Price to be exceeded shall be paid by the Construction Manager without reimbursement by the Owner.

(Insert specific provisions if the Construction Manager is to participate in any savings.)

§ 5.3 CHANGES IN THE WORK

§ 5.3.1 Adjustments to the Guaranteed Maximum Price on account of changes in the Work subsequent to the execution of Amendment No. 1 may be determined by any of the methods listed in Section ~~7.3.3~~ Article 7 of A201™-1987-1997. As amended for project.

§ 5.3.2 In calculating adjustments to subcontracts (except those awarded with the Owner's prior consent on the basis of cost plus a fee), the terms "cost" and "fee" as used in Section ~~7.3.3.3~~ Article 7 of A201™-1987-1997 and the terms "costs" and "a reasonable allowance for overhead and profit" as used in Section 7.3.6 of A201™-1987-1997 shall have the meanings assigned to them in that document and shall not be modified by this Article 5. Adjustments to subcontracts awarded with the Owner's prior consent on the basis of cost plus a fee shall be calculated in accordance with the terms of those subcontracts.

§ 5.3.3 In calculating adjustments to the Contract, the terms "cost" and "costs" as used in the above-referenced provisions of A201™-1987-1997 shall mean the Cost of the Work as defined in Article 6 of this Agreement, and the term "and a reasonable allowance for overhead and profit" shall mean the Construction Manager's Fee as defined in Section 5.1.1 of this Agreement.

§ 5.3.4 If no specific provision is made in Section 5.1.1 for adjustment of the Construction Manager's Fee in the case of changes in the Work, or if the extent of such changes is such, in the aggregate, that application of the adjustment provisions of Section 5.1.1 will cause substantial inequity to the Owner or Construction Manager, the Construction Manager's Fee shall be equitably adjusted on the basis of the Fee established for the original Work.

ARTICLE 6 COST OF THE WORK FOR CONSTRUCTION PHASE

§ 6.1 COSTS TO BE REIMBURSED

§ 6.1.1 The term "Cost of the Work" shall mean costs necessarily incurred by the Construction Manager in the proper performance of the Work. Cost(s) shall be defined as either the actual price charged the Construction Manager or the Construction Manager's rate provided herein. Such costs shall be at rates not higher than those

customarily paid at the place of the Project except with prior consent of the Owner. The Cost of the Work shall include only the items set forth in this Article 6.

§ 6.1.2 LABOR COSTS

- .1 Wages of construction workers directly employed by the Construction Manager to perform the construction of the Work at the site or, with the Owner's agreement, at off-site workshops. Full Cost defined as W-2 Gross Wages of construction workers directly employed by the Contractor in the performance of the Work times a [redacted] multiplier. (This cost shall include sick, holiday and vacation time, as well as all other employee benefits, payroll taxes, workers' compensation, and other payroll costs). Full cost may be adjusted during the term of this agreement as a result of collective bargaining agreements.
- .2 ~~Wages or salaries of the Construction Manager's supervisory and administrative personnel when stationed at the site with the Owner's agreement.~~ Cost of the Contractor's supervisory and administrative personnel when stationed at the site to the extent that such persons are involved in the prosecution of the work and the allocable portion of the gross wages of each member of the project team representing that individual's working time spent on matters directly and solely related to the project. When the preparation or analysis of schedules, materials list, shop drawings, working details, periodic cost studies, Job Audits and similar services are necessary to define the work and control its progress are performed by personnel located in the Contractor's principal or branch offices the Contractor's supervisory or administrative personnel are engaged at factories, workshops or on the road in expediting the production or transportation of materials or equipment required for the work, the allocable portion of the cost of such personnel representing the individuals working time spent on matters directly and solely engaged in such duties, including, without limitation, the allocable time of estimators, the project manager, mechanical coordinator, detailer and job accounting clerk shall be included in the cost of the work. Cost of all supervisory and administrative personnel as here in stated will be defined as W-2 Gross Wages times multiplier of [redacted]. The cost associated with sick, holiday, and vacation time, as well as all other employee benefits, payroll taxes, workers' compensation, and other payroll costs, shall be included in the [redacted] multiplier, and will be charged to the project only to the extent of the allocable portion of such person's time spent on the project.

Classification	Name
[redacted]	[redacted]

(If it is intended that the wages or salaries of certain personnel stationed at the Construction Manager's principal office or offices other than the site office shall be included in the Cost of the Work, such personnel shall be identified below.)

- .3 Wages and salaries of the Construction Manager's supervisory or administrative personnel engaged, at factories, workshops or on the road, in expediting the production or transportation of materials or equipment required for the Work, but only for that portion of their time required for the Work.
- .4 Costs paid or incurred by the Construction Manager for taxes, insurance, contributions, assessments and benefits required by law or collective bargaining agreements, and, for personnel not covered by such agreements, customary benefits such as sick leave, medical and health benefits, holidays, vacations and pensions, provided that such costs are based on wages and salaries included in the Cost of the Work under Sections 6.1.2.1 through 6.1.2.3.

§ 6.1.3 SUBCONTRACT COSTS

Payments made by the Construction Manager to Subcontractors in accordance with the requirements of the subcontracts.

§ 6.1.4 COSTS OF MATERIALS AND EQUIPMENT INCORPORATED IN THE COMPLETED CONSTRUCTION

- .1 Costs, including transportation, of materials and equipment incorporated or to be incorporated in the completed construction.

- .2 Costs of materials described in the preceding Section 6.1.4.1 in excess of those actually installed but required to provide reasonable allowance for waste and for spoilage. Unused excess materials, if any, shall be handed over to the Owner at the completion of the Work or, at the Owner's option, shall be sold by the Construction Manager; amounts realized, if any, from such sales shall be credited to the Owner as a deduction from the Cost of the Work.

§ 6.1.5 COSTS OF OTHER MATERIALS AND EQUIPMENT, TEMPORARY FACILITIES AND RELATED ITEMS

- .1 Costs, including transportation, installation, maintenance, dismantling and removal of materials, supplies, temporary facilities, machinery, dumpsters, equipment, and hand tools not customarily owned by the construction workers, which are provided by the Construction Manager at the site and fully consumed in the performance of the Work; and cost less salvage value on such items if not fully consumed, whether sold to others or retained by the Construction Manager. Cost for items previously used by the Construction Manager shall mean fair market value. The cost of small tools, including all items represented on the list below, will be included as part of the Cost of the Work at the fixed lump sum amount mutually agreed to by the Owner and Construction Manager. "Small Tools" will include, but not be limited to the following items: Rubber Boots, Gloves, Shovels, Picks, Brooms, Rakes, Hammers, Wrecking Bars, Crow Bars, Hammer Handles, Goggles, Hoses, Nozzles, Lines and Ropes, First-Aid Kits, Hard Hats, Fire Extinguishers, Drinking Cans, Cups and Dispensers, Light Bulbs, Locks, Bolt Cutters, Wheelbarrows, Wrenches, Hasps, Points, Chisels, Hand Levels, Staples, small tools, but reimbursable as part of the Cost of the Work on a rental basis or job purchase, are items such as the following: Diamond Saw Blades, Temporary Heating Units, Staging Materials, Acetylene Torches, Vibrators, Tarpaulins, Temporary Power and Lighting, Stud Drivers, Electric Drills, Chutes, Router Bits, Table Saws, Reproductions.
- .2 Rental charges for temporary facilities, machinery, dumpsters, equipment and hand tools exclusive of small tools not customarily owned by the construction workers, which are provided by the Construction Manager at the site, whether rented from the Construction Manager or others, and costs of transportation, installation, minor repairs and replacements, dismantling and removal thereof. Rates and quantities of equipment rented shall be subject to the Owner's prior approval. Rental rates shall be at fair market value. Notwithstanding anything to the contrary, the Owner shall have the right at any time and from time to time to require the Contractor to purchase any item of equipment, machinery, tool or vehicle (i.e. rather than renting the same). If any such request gives rise to a cost in excess of the amount that would otherwise be reimbursable pursuant to this Article 6, the difference shall be considered a Change in the Work and the purchase price of such item shall become part of the Cost of Work. In such event, the Contractor shall maintain such equipment, machinery, tool or vehicle in good working order and condition during the term of this Agreement, and upon Final Completion or earlier termination of this Agreement (or, if requested by the Owner, upon completion of use of such item on the Project), the Contractor shall deliver the same, together with a warranty bill of sale and such other documents as may be necessary or desirable to legally transfer title free from all encumbrances and liens, to the Owner.
- .3 Costs of removal of debris from the site.
- .4 Reproduction costs, costs of telegrams, facsimile transmissions and long-distance telephone calls, postage and express delivery charges, telephone at the site and reasonable petty cash expenses of the site office. In the connection with the Work.
- .5 That portion of the reasonable travel and subsistence expenses of the Construction Manager's personnel incurred while traveling in discharge of duties connected with the Work.

§ 6.1.6 MISCELLANEOUS COSTS

- .1 That portion directly attributable to this Contract of premiums for insurance and bonds. *(If charges for self-insurance are to be included, specify the basis of reimbursement.)*
- .2 Sales, use or similar taxes imposed by a governmental authority which are related to the Work and for which the Construction Manager is liable.

- .3 Fees and assessments for the building permit and for other permits, licenses and inspections for which the Construction Manager is required by the Contract Documents to pay.
- .4 Fees of testing laboratories for tests required by the Contract Documents, except those related to nonconforming Work other than that for which payment is permitted by Section 6.1.8.2.
- .5 Royalties and license fees paid for the use of a particular design, process or product required by the Contract Documents; the cost of defending suits or claims for infringement of patent or other intellectual property rights arising from such requirement by the Contract Documents; payments made in accordance with legal judgments against the Construction Manager resulting from such suits or claims and payments of settlements made with the Owner's consent; provided, however, that such costs of legal defenses, judgment and settlements shall not be included in the calculation of the Construction Manager's Fee or the Guaranteed Maximum Price and provided that such royalties, fees and costs are not excluded by the last sentence of Section 3.17.1 of A201™~~1987~~ 1997 or other provisions of the Contract Documents.
- .6 Data processing costs related to the Work.
- .7 Deposits lost for causes other than the Construction Manager's negligence or failure to fulfill a specific responsibility to the Owner set forth in this Agreement.
- .8 Legal, mediation and arbitration costs, other than those arising from disputes between the Owner and Construction Manager, reasonably incurred by the Construction Manager in the performance of the Work and with the Owner's written permission, which permission shall not be unreasonably withheld.
- .9 Expenses incurred in accordance with Construction Manager's standard personnel policy for relocation and temporary living allowances of personnel required for the Work, in case it is necessary to relocate such personnel from distant locations.
- .10 **The cost of a superintendent's job truck which will be reimbursed as a Cost of the Work in an amount mutually agreed to by the Owner and the Construction Manager per month. The cost of a project manager car, which will be reimbursed as a Cost of the Work in an amount mutually agreed to by the Owner and Construction Manager per month.**
- .11 **Increased costs due to casualty losses to the Work and related expenses for which the Construction Manager is not reimbursed by insurance (carried or required hereunder to be carried) or otherwise (including reimbursements received by way of settlement of claims or applicable portions thereof against third parties, provided such settlements are made with the written consent of the Owner), provided that such losses or expenses result from causes other than the negligence or wrongful acts or omissions of the Construction Manager or any Subcontractor. If any insurance whether carried by the Owner or the Contractor, is subject to a deductible amount, the risk portion of such loss equal to the deductible amount may be charged to the Contingency if and to the extent available, and the excess, if any, shall be borne by the Construction Manger and shall not be part of the Cost of the Work and the Construction Manger may obtain his own insurance protection against such loss.**

§ 6.1.7 OTHER COSTS

- .1 Other costs incurred in the performance of the Work if and to the extent approved in advance in writing by the Owner. **Such approval shall not be unreasonably withheld provided that such costs do not result from the negligence or wrongful acts or omissions of the Construction Manager or any Subcontractor.**
- .2 **Notwithstanding the breakdown or characterization of any Cost to be reimbursed under this Article 7 or elsewhere in the Contract Documents, there shall be no duplication of payment because a particular item for which reimbursement is requested can be characterized as falling into two or more reimbursable categories.**

§ 6.1.8 EMERGENCIES AND REPAIRS TO DAMAGED OR NONCONFORMING WORK

The Cost of the Work shall also include costs described in Section 6.1.1 which are incurred by the Construction Manager:

- .1 In taking action to prevent threatened damage, injury or loss in case of an emergency affecting the safety of persons and property, as provided in Section 10.6 of A201™~~1987~~ 1997.
- .2 In repairing or correcting damaged or nonconforming Work executed by the Construction Manager or the Construction Manager's Subcontractors or suppliers, provided that such damaged or

nonconforming Work was not caused by the negligence or failure to fulfill a specific responsibility to the Owner set forth in this agreement of the Construction Manager or the Construction Manager's foremen, engineers or superintendents, or other supervisory, administrative or managerial personnel of the Construction Manager, or the failure of the Construction Manager's personnel to supervise adequately the Work of the Subcontractors or suppliers, and only to the extent that the cost of repair or correction is not recoverable by the Construction Manager from insurance, Subcontractors or suppliers.

§ 6.1.9 The costs described in Sections 6.1.1 through 6.1.8 shall be included in the Cost of the Work notwithstanding any provision of AIA or A201™ ~~1987-1997~~ other Conditions of the Contract which may require the Construction Manager to pay such costs, unless such costs are excluded by the provisions of Section 6.2.

§ 6.2 COSTS NOT TO BE REIMBURSED

§ 6.2.1 The Cost of the Work shall not include:

- .1 Salaries and other compensation of the Construction Manager's personnel stationed at the Construction Manager's principal office or offices other than the site office, except as specifically provided in Sections 6.1.2.2 and 6.1.2.3.
- .2 Expenses of the Construction Manager's principal office and offices other than the site office, except as specifically provided in Section 6.1.
- .3 Overhead and general expenses, except as may be expressly included in Section 6.1.
- .4 The Construction Manager's capital expenses, including interest on the Construction Manager's capital employed for the Work **except to the extent expressly provided in Paragraph 6.1.5.2.**
- .5 Rental costs of machinery and equipment, except as specifically provided in Section 6.1.5.2.
- .6 Except as provided in Section 6.1.8.2, costs due to the negligence of the Construction Manager or to the failure of the Construction Manger to fulfill a specific responsibility to the Owner set forth in this Agreement.
- .7 Costs incurred in the performance of Preconstruction Phase Services.
- .8 Except as provided in Section 6.1.7.1, any cost not specifically and expressly described in Section 6.1.
- .9 Costs which would cause the Guaranteed Maximum Price to be exceeded.

§ 6.3 DISCOUNTS, REBATES AND REFUNDS

§ 6.3.1 Cash discounts obtained on payments made by the Construction Manager shall accrue to the Owner if (1) before making the payment, the Construction Manager included them in an Application for Payment and received payment therefor from the Owner, or (2) the Owner has deposited funds with the Construction Manager with which to make payments; otherwise, cash discounts shall accrue to the Construction Manager. Trade discounts, rebates, refunds and amounts received from sales of surplus materials and equipment shall accrue to the Owner, and the Construction Manager shall make provisions so that they can be secured.

§ 6.3.2 Amounts which accrue to the Owner in accordance with the provisions of Section 6.3.1 shall be credited to the Owner as a deduction from the Cost of the Work.

§ 6.4 ACCOUNTING RECORDS

§ 6.4.1 The Construction Manager shall keep full and detailed accounts and exercise such controls as may be necessary for proper financial management under this Contract; the accounting and control systems shall be satisfactory to the Owner. The Owner and the Owner's accountants shall be afforded access to the Construction Manager's records, books, correspondence, instructions, drawings, receipts, subcontracts, purchase orders, vouchers, memoranda and other data relating to this Project, and the Construction Manager shall preserve these for a period of three years after final payment, or for such longer period as may be required by law.

ARTICLE 7 CONSTRUCTION PHASE

§ 7.1 PROGRESS PAYMENTS

§ 7.1.1 Based upon Applications for Payment submitted to the Architect by the Construction Manager and Certificates for Payment issued by the Architect, the Owner shall make progress payments on account of the Contract Sum to the Construction Manager as provided below and elsewhere in the Contract Documents.

§ 7.1.2 The period covered by each Application for Payment shall be one calendar month ending on the last day of the month, or as follows:

§ 7.1.3 Provided an Application for Payment is received by the Architect not later than the **30th** day of a month, the Owner shall make payment to the Construction Manager not later than the **30th** day of the ~~same~~ following month. If an Application for Payment is received by the Architect after the application date fixed above, payment shall be made by the Owner not later than **thirty** (**30**) days after the Architect receives the Application for Payment.

§ 7.1.4 With each Application for Payment, the Construction Manager shall submit payrolls, petty cash accounts, receipted invoices or invoices with check vouchers attached and any other evidence required by the Owner or Architect to demonstrate that cash disbursements already made by the Construction Manager on account of the Cost of the Work equal or exceed (1) progress payments already received by the Construction Manager; less (2) that portion of those payments attributable to the Construction Manager's Fee; plus (3) payrolls for the period covered by the present Application for Payment.

§ 7.1.5 Each Application for Payment shall be based upon the most recent schedule of values submitted by the Construction Manager in accordance with the Contract Documents. The schedule of values shall allocate the entire Guaranteed Maximum Price among the various portions of the Work, except that the Construction Manager's Fee shall be shown as a single separate item. The schedule of values shall be prepared in such form and supported by such data to substantiate its accuracy as the Architect may require. This schedule, unless objected to by the Architect, shall be used as a basis for reviewing the Construction Manager's Applications for Payment.

§ 7.1.6 Applications for Payment shall show the percentage completion of each portion of the Work as of the end of the period covered by the Application for Payment. The percentage completion shall be the lesser of (1) the percentage of that portion of the Work which has actually been completed or (2) the percentage obtained by dividing (a) the expense which has actually been incurred by the Construction Manager on account of that portion of the Work for which the Construction Manager has made or intends to make actual payment prior to the next Application for Payment by (b) the share of the Guaranteed Maximum Price allocated to that portion of the Work in the schedule of values.

§ 7.1.7 Subject to other provisions of the Contract Documents, the amount of each progress payment shall be computed as follows:

- .1 Take that portion of the Guaranteed Maximum Price properly allocable to completed Work as determined by multiplying the percentage completion of each portion of the Work by the share of the Guaranteed Maximum Price allocated to that portion of the Work in the schedule of values. Pending final determination of cost to the Owner of changes in the Work, amounts not in dispute may be included as provided in Section 7.3.8 of A201™-~~1987~~ 1997, even though the Guaranteed Maximum Price has not yet been adjusted by Change Order.
- .2 Add that portion of the Guaranteed Maximum Price properly allocable to materials and equipment delivered and suitably stored at the site for subsequent incorporation in the Work or, if approved in advance by the Owner, suitably stored off the site at a location agreed upon in writing.
- .3 Add the Construction Manager's Fee, **and any portion of the contingency requested by the Construction Manager per Article 2.2.3**, less retainage of ~~()~~ (). The Construction Manager's Fee shall be computed upon the Cost of the Work described in the two preceding Sections at the rate stated in Section 5.1.1 or, if the Construction Manager's Fee is stated as a fixed sum in that Section, shall be an amount which bears the same ratio to that fixed-sum Fee as the Cost of the Work in the two preceding Sections bears to a reasonable estimate of the probable Cost of the Work upon its completion.
- .4 Subtract the aggregate of previous payments made by the Owner.
- .5 Subtract the shortfall, if any, indicated by the Construction Manager in the documentation required by Section 7.1.4 to substantiate prior Applications for Payment, or resulting from errors subsequently discovered by the Owner's accountants in such documentation.
- .6 Subtract amounts, if any, for which the Architect has withheld or nullified a Certificate for Payment as provided in Section 9.5 of A201™-~~1987~~ 1997.

§ 7.1.8 Except with the Owner's prior approval, payments to Subcontractors shall be subject to retention of not less than **10 percent** (**10%**). The Owner and the Construction Manager shall agree upon a mutually acceptable procedure for review and approval of payments and retention for subcontracts **retained as appropriate or agreed to by Owner and Construction Manager.**

§ 7.1.9 Except with the Owner's prior approval, the Construction Manager shall not make advance payments to suppliers for materials or equipment which have not been delivered and stored at the site.

§ 7.1.10 In taking action on the Construction Manager's Applications for Payment, the Architect shall be entitled to rely on the accuracy and completeness of the information furnished by the Construction Manager and shall not be deemed to represent that the Architect has made a detailed examination, audit or arithmetic verification of the documentation submitted in accordance with Section 7.1.4 or other supporting data, that the Architect has made exhaustive or continuous on-site inspections or that the Architect has made examinations to ascertain how or for what purposes the Construction Manager has used amounts previously paid on account of the Contract. Such examinations, audits and verifications, if required by the Owner, will be performed by the Owner's accountants acting in the sole interest of the Owner.

§ 7.2 FINAL PAYMENT

§ 7.2.1 Final payment shall be made by the Owner to the Construction Manager when (1) the Contract has been fully performed by the Construction Manager except for the Construction Manager's responsibility to correct nonconforming Work, as provided in Section 12.2.2 of A201™-~~1987~~ 1997, and to satisfy other requirements, if any, which necessarily survive final payment; (2) a final Application for Payment and a final accounting for the Cost of the Work have been submitted by the Construction Manager and reviewed by the Owner's accountants; and (3) a final Certificate for Payment has then been issued by the Architect; such final payment shall be made by the Owner not more than 30 days after the issuance of the Architect's final Certificate for Payment, or as follows:

§ 7.2.2 The amount of the final payment shall be calculated as follows:

- .1 Take the sum of the Cost of the Work substantiated by the Construction Manager's final accounting and the Construction Manager's Fee, but not more than the Guaranteed Maximum Price.
- .2 Subtract amounts, if any, for which the Architect withholds, in whole or in part, a final Certificate for Payment as provided in Section 9.5.1 of A201™-~~1987~~ 1997 or other provisions of the Contract Documents.
- .3 Subtract the aggregate of previous payments made by the Owner.

If the aggregate of previous payments made by the Owner exceeds the amount due the Construction Manager, the Construction Manager shall reimburse the difference to the Owner.

§ 7.2.3 The Owner's accountants will review and report in writing on the Construction Manager's final accounting within 30 days after delivery of the final accounting to the Architect by the Construction Manager. Based upon such Cost of the Work as the Owner's accountants report to be substantiated by the Construction Manager's final accounting, and provided the other conditions of Section 7.2.1 have been met, the Architect will, within seven days after receipt of the written report of the Owner's accountants, either issue to the Owner a final Certificate for Payment with a copy to the Construction Manager or notify the Construction Manager and Owner in writing of the Architect's reasons for withholding a certificate as provided in Section 9.5.1 of A201™ ~~1987~~ 1997. The time periods stated in this Section 7.2 supersede those stated in Section 9.4.1 of A201™~~1987~~ 1997.

§ 7.2.4 If the Owner's accountants report the Cost of the Work as substantiated by the Construction Manager's final accounting to be less than claimed by the Construction Manager, the Construction Manager shall be entitled to proceed in accordance with Article 9 without a further decision of the Architect. Unless agreed to otherwise, a demand for mediation or arbitration of the disputed amount shall be made by the Construction Manager within 60 days after the Construction Manager's receipt of a copy of the Architect's final Certificate for Payment. Failure to make such demand within this 60-day period shall result in the substantiated amount reported by the Owner's accountants becoming binding on the Construction Manager. Pending a final resolution of the disputed amount, the Owner shall pay the Construction Manager the amount certified in the Architect's final Certificate for Payment.

§ 7.2.5 If, subsequent to final payment and at the Owner's request, the Construction Manager incurs costs described in Section 6.1 and not excluded by Section 6.2 (1) to correct nonconforming Work or (2) arising from the resolution of disputes, the Owner shall reimburse the Construction Manager such costs and the Construction Manager's Fee, if any, related thereto on the same basis as if such costs had been incurred prior to final payment, but not in excess of the Guaranteed Maximum Price. If the Construction Manager has participated in savings, the amount of such savings shall be recalculated and appropriate credit given to the Owner in determining the net amount to be paid by the Owner to the Construction Manager.

ARTICLE 8 INSURANCE AND BONDS

§ 8.1 INSURANCE REQUIRED OF THE CONSTRUCTION MANAGER

During both phases of the Project, the Construction Manager shall purchase and maintain insurance as set forth in Section 11.1 of A201™-1987 1997. Such insurance shall be written for not less than the following limits, or greater if required by law:

§ 8.1.1 Workers' Compensation and Employers' Liability meeting statutory limits mandated by state and federal laws. If (1) limits in excess of those required by statute are to be provided, or (2) the employer is not statutorily bound to obtain such insurance coverage or (3) additional coverages are required, additional coverages and limits for such insurance shall be as follows:

§ 8.1.2 Commercial General Liability including coverage for Premises-Operations, Independent Contractors' Protective, Products-Completed Operations, Contractual Liability, Personal Injury and Broad Form Property Damage (including coverage for Explosion, Collapse and Underground hazards):

Each Occurrence
General Aggregate
Personal and Advertising Injury
Products-Completed Operations Aggregate

- .1 The policy shall be endorsed to have the General Aggregate apply to this Project only.
- .2 Products and Completed Operations insurance shall be maintained for a minimum period of at least (2) year(s) after either 90 days following Substantial Completion or final payment, whichever is earlier.
- .3 The Contractual Liability insurance shall include coverage sufficient to meet the obligations in Section 3.18 of A201™-1987 1997.

§ 8.1.3 Automobile Liability (owned, non-owned and hired vehicles) for bodily injury and property damage:

Each Accident

§ 8.1.4 Other coverage:

(If Umbrella Excess Liability coverage is required over the primary insurance or retention, insert the coverage limits. Commercial General Liability and Automobile Liability limits may be attained by individual policies or by a combination of primary policies and Umbrella and/or Excess Liability policies. If Project Management-Protective Liability Insurance is to be provided, state the limits here.)

§ 8.2 INSURANCE REQUIRED OF THE OWNER

During both phases of the Project, the Owner shall purchase and maintain liability and property insurance, including waivers of subrogation, as set forth in Sections 11.2 and 11.4 of A201™-1987 1997. Such insurance shall be written for not less than the following limits, or greater if required by law:

§ 8.2.1 Property Insurance:

Deductible Per Occurrence
Aggregate Deductible

§ 8.2.2 Boiler and Machinery insurance with a limit of: **Full replacement cost**.
(If not a blanket policy, list the objects to be insured.)

§ 8.3 PERFORMANCE BOND AND PAYMENT BOND

§ 8.3.1 The Construction Manager **shall** (Insert "shall" or "shall not") furnish bonds covering faithful performance of the Contract and payment of obligations arising thereunder. Bonds may be obtained through the Construction Manager's usual source, and the cost thereof shall be included in the Cost of the Work. The amount of each bond shall be equal to **One Hundred percent** (**100%**) of the Contract Sum.

§ 8.3.2 The Construction Manager shall deliver the required bonds to the Owner at least three days before the commencement of any Work at the Project site **work to be completed by the Construction Manager or any subcontractor from whom bonds are required.**

ARTICLE 9 MISCELLANEOUS PROVISIONS

§ 9.1 DISPUTE RESOLUTION

§ 9.1.1 During both the Preconstruction and Construction Phases, Claims, disputes or other matters in question between the parties to this Agreement shall be resolved as provided in Sections 4.3 through 4.6 of A201™ 1997 except that, during the Preconstruction Phase, no decision by the Architect shall be a condition precedent to mediation or arbitration. **Claims, disputes or other matters in question between the parties to this Agreement which arise prior to the commencement of the Construction Phase or which relate solely to the Preconstruction Phase services of the Construction Manager or to the Owner's obligation to the Construction Manger during the Preconstruction Phase, shall be resolved by mediation.**

§ 9.1.2 **Any mediation conducted pursuant to this Paragraph 9.1 shall be held in accordance with the Construction Industry Mediation Rules of the American Arbitration Association currently in effect, unless the parties mutually agree otherwise. Demand for mediation shall be filed in writing with the other party to this Agreement and with the American Arbitration Association. Any demand for mediation shall be made within a reasonable time after the claim, dispute or other matter in question has arisen. In no event shall the demand for mediation be made after the date when institution of legal or equitable proceedings based upon such claim, dispute or other matter in question would be barred by the applicable statute of limitations.**

§ 9.2 DISPUTE RESOLUTION FOR THE CONSTRUCTION PHASE

§ 9.2.1 **Any other claim, dispute or other matter in question arising out of or related to this Agreement or breach thereof shall be settled in accordance with Article 4 of AIA Document A201. The parties shall endeavor to settle disputes by mediation in accordance with the Construction Industry Mediation Rules of the American Arbitration Association currently in effect unless the parties mutually agree otherwise. Any mediation arising under this Paragraph shall be conducted in accordance with the provisions of Subparagraph 9.1.2 and 9.1.3.**

§ 9.2.3 OTHER PROVISIONS

§ 9.2.3.1 Unless otherwise noted, the terms used in this Agreement shall have the same meaning as those in A201™ 1987 –1997, *General Conditions of the Contract for Construction* **as amended**.

§ 9.2.3.2 EXTENT OF CONTRACT

This Contract, which includes this Agreement and the other documents incorporated herein by reference, represents the entire and integrated agreement between the Owner and the Construction Manager and supersedes all prior negotiations, representations or agreements, either written or oral. This Agreement may be amended only by written instrument signed by both the Owner and Construction Manager. If anything in any document incorporated into this Agreement is inconsistent with this Agreement, this Agreement shall govern.

§ 9.2 3.3 OWNERSHIP AND USE OF DOCUMENTS

Article 1.6 of A201™ 1997 shall apply to both the Preconstruction and Construction Phases. The Drawings, Specifications and other documents prepared by the Architect, and copies thereof furnished to the Construction Manager, are for use solely with respect to this Project. They are not to be used by the Construction Manager, Subcontractors, Sub-subcontractors or suppliers on other projects, or for additions to this Project outside the scope of the Work, without the specific written consent of the Owner and Architect. The Construction Manager, Subcontractors, Sub-subcontractors and suppliers are granted a limited license to use and reproduce applicable portions of the Drawings, Specifications and other documents prepared by the Architect appropriate to and for use in the execution of their Work under the Contract Documents.

§ 9.2 3.4 GOVERNING LAW

The Contract shall be governed by the law of the place where the Project is located. State of Maine.

§ 9.2 3.5 ASSIGNMENT

The Owner and Construction Manager respectively bind themselves, their partners, successors, assigns and legal representatives to the other party hereto and to partners, successors, assigns and legal representatives of such other party in respect to covenants, agreements and obligations contained in the Contract Documents. ~~Except as provided in Section 13.2.2 of A201™ 1997,~~ neither party to the Contract shall assign the Contract as a whole without written consent of the other. If either party attempts to make such an assignment without such consent, that party shall nevertheless remain legally responsible for all obligations under the Contract.

ARTICLE 10 TERMINATION OR SUSPENSION

§ 10.1 TERMINATION PRIOR TO ESTABLISHING GUARANTEED MAXIMUM PRICE

§ 10.1.1 Prior to execution by both parties of Amendment No. 1 establishing the Guaranteed Maximum Price, the Owner may terminate this Contract at any time without cause, and the Construction Manager may terminate this Contract for any of the reasons described in Section 14.1.1 of A201™ ~~1987~~ 1997.

§ 10.1.2 If the Owner or Construction Manager terminates this Contract pursuant to this Section 10.1 prior to commencement of the Construction Phase, the Construction Manager shall be equitably compensated for Preconstruction Phase Services performed prior to receipt of notice of termination; provided, however, that the compensation for such services shall not exceed the compensation set forth in Section 4.1.1 based upon percentage complete.

§ 10.1.3 If the Owner or Construction Manager terminates this Contract pursuant to this Section 10.1 after commencement of the Construction Phase, the Construction Manager shall, in addition to the compensation provided in Section 10.1.2, be paid an amount calculated as follows:

- .1 Take the Cost of the Work incurred by the Construction Manager, based on the percentage of work completed at the time as certified by the Architect.
- .2 Add the Construction Manager's Fee computed upon the Cost of the Work to the date of termination at the rate stated in Section 5.1 or, if the Construction Manager's Fee is stated as a fixed sum in that Section, an amount which bears the same ratio to that fixed-sum Fee as the Cost of the Work at the time of termination bears to a reasonable estimate of the probable Cost of the Work upon its completion.
- .3 Subtract the aggregate of previous payments made by the Owner on account of the Construction Phase.

The Owner shall also pay the Construction Manager fair compensation, either by purchase or rental at the election of the Owner, for any equipment owned by the Construction Manager which the Owner elects to retain and which is not otherwise included in the Cost of the Work under Section 10.1.3.1. To the extent that the Owner elects to take legal assignment of subcontracts and purchase orders (including rental agreements), the Construction Manager shall, as a condition of receiving the payments referred to in this Article 10, execute and deliver all such papers and take all such steps, including the legal assignment of such subcontracts and other contractual rights of the Construction Manager, as the Owner may require for the purpose of fully vesting in the Owner the rights and benefits of the Construction Manager under such subcontracts or purchase orders.

Subcontracts, purchase orders and rental agreements entered into by the Construction Manager with the Owner's written approval prior to the execution of Amendment No. 1 shall contain provisions permitting assignment to the Owner as described above. If the Owner accepts such assignment, the Owner shall reimburse or indemnify the Construction Manager with respect to all costs arising under the subcontract, purchase order or rental agreement except those which would not have been reimbursable as Cost of the Work if the contract had not been terminated. If the Owner elects not to accept the assignment of any subcontract, purchase order or rental agreement which would have constituted a Cost of the Work had this agreement not been terminated, the Construction Manager shall terminate such subcontract, purchase order or rental agreement and the Owner shall pay the Construction Manager the costs necessarily incurred by the Construction Manager by reason of such termination.

§ 10.2 TERMINATION SUBSEQUENT TO ESTABLISHING GUARANTEED MAXIMUM PRICE

Subsequent to execution by both parties of Amendment No. 1, the Contract may be terminated as provided in Article 14 of A201™-1987-1997.

§ 10.2.1 In the event of such termination by the Owner, the amount payable to the Construction Manager pursuant to Section 14.1.3 of A201™-1987-1997 shall not exceed the amount the Construction Manager would have been entitled to receive pursuant to Sections 10.1.2 and 10.1.3 of this Agreement.

§ 10.2.2 In the event of such termination by the Construction Manager, the amount to be paid to the Construction Manager under Section 14.1.3 of A201™-1987-1997 shall not exceed the amount the Construction Manager would have been entitled to receive under Sections 10.1.2 and 10.1.3 above. ~~except that the Construction Manager's Fee shall be calculated as if the Work had been fully completed by the Construction Manager, including a reasonable estimate of the Cost of the Work for Work not actually completed.~~

§ 10.3 SUSPENSION

The Work may be suspended by the Owner as provided in Article 14 of A201™-1987-1997; in such case, the Guaranteed Maximum Price, if established, shall be increased as provided in Section 14.3.2 of A201™-1987-1997 except that the term "cost of performance of the Contract" in that Section shall be understood to mean the Cost of the Work and the term "profit" shall be understood to mean the Construction Manager's Fee as described in Sections 5.1.1 and 5.3.4 of this Agreement.

ARTICLE 11 OTHER CONDITIONS AND SERVICES

References to the AIA A201 – 1987 Edition, shall refer to that version agreed to by the parties dated 5-16-2001.

Date of this Contract as indicated by Maine Medical Center.

This Agreement entered into as of the day and year first written above, below by Maine Medical Center.

OWNER
Maine Medical Center

CONSTRUCTION MANAGER

(Signature)

(Signature)

(Printed name and title)

(Printed name and title)

Date

Date

ATTEST

ATTEST

DRAFT AIA[®] Document A312[™] - 1984

Performance Bond

CONTRACTOR (Name and Address):

[Redacted Contractor Name and Address]

SURETY (Name and Principal Place of Business):

[Redacted Surety Name and Principal Place of Business]

OWNER (Name and Address):

[Redacted Owner Name and Address]

CONSTRUCTION CONTRACT

Date:

Amount:

Description (Name and Location):

[Redacted Construction Contract Description]

BOND

Date (Not earlier than Construction Contract Date):

Amount:

Modifications to this Bond: None See Last Page

CONTRACTOR AS PRINCIPAL

Company: (Corporate Seal)

Signature:

Name and

Title:

(Any additional signatures appear on the last page)

(FOR INFORMATION ONLY - Name, Address and Telephone)

AGENT or BROKER:

[Redacted Agent or Broker Name and Address]

SURETY

Company: (Corporate Seal)

Signature:


Name and

Title:

OWNER'S REPRESENTATIVE

(Architect, Engineer or other party):

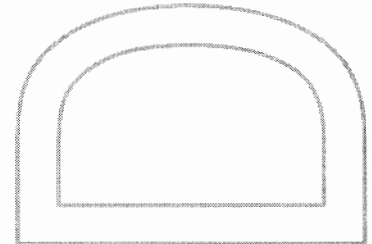
[Redacted Owner's Representative Name and Address]



ADDITIONS AND DELETIONS:
The author of this document has added information needed for its completion. The author may also have revised the text of the original AIA standard form. An Additions and Deletions Report that notes added information as well as revisions to the standard form text is available from the author and should be reviewed.

This document has important legal consequences. Consultation with an attorney is encouraged with respect to its completion or modification.

Any singular reference to Contract, Surety, Owner or other party shall be considered plural where applicable.



ELECTRONIC COPYING of any portion of this AIA[®] Document to another electronic file is prohibited and constitutes a violation of copyright laws as set forth in the footer of this document.

§ 1 The Contractor and the Surety, jointly and severally, bind themselves, their heirs, executors, administrators, successors and assigns to the Owner for the performance of the Construction Contract, which is incorporated herein by reference.

§ 2 If the Contractor performs the Construction Contract, the Surety and the Contractor shall have no obligation under this Bond, except to participate in conferences as provided in Section 3.1.

§ 3 If there is no Owner Default, the Surety's obligation under this Bond shall arise after:

§ 3.1 The Owner has notified the Contractor and the Surety at its address described in Section 10 below that the Owner is considering declaring a Contractor Default and has requested and attempted to arrange a conference with the Contractor and the Surety to be held not later than fifteen days after receipt of such notice to discuss methods of performing the Construction Contract. If the Owner, the Contractor and the Surety agree, the Contractor shall be allowed a reasonable time to perform the Construction Contract, but such an agreement shall not waive the Owner's right, if any, subsequently to declare a Contractor Default; and

§ 3.2 The Owner has declared a Contractor Default and formally terminated the Contractor's right to complete the contract. Such Contractor Default shall not be declared earlier than twenty days after the Contractor and the Surety have received notice as provided in Section 3.1; and

§ 3.3 The Owner has agreed to pay the Balance of the Contract Price to the Surety in accordance with the terms of the Construction Contract or to a contractor selected to perform the Construction Contract in accordance with the terms of the contract with the Owner.

§ 4 When the Owner has satisfied the conditions of Section 3, the Surety shall promptly and at the Surety's expense take one of the following actions:

§ 4.1 Arrange for the Contractor, with consent of the Owner, to perform and complete the Construction Contract; or

§ 4.2 Undertake to perform and complete the Construction Contract itself, through its agents or through independent contractors; or

§ 4.3 Obtain bids or negotiated proposals from qualified contractors acceptable to the Owner for a contract for performance and completion of the Construction Contract, arrange for a contract to be prepared for execution by the Owner and the contractor selected with the Owner's concurrence, to be secured with performance and payment bonds executed by a qualified surety equivalent to the bonds issued on the Construction Contract, and pay to the Owner the amount of damages as described in Section 6 in excess of the Balance of the Contract Price incurred by the Owner resulting from the Contractor's default; or

§ 4.4 Waive its right to perform and complete, arrange for completion, or obtain a new contractor and with reasonable promptness under the circumstances:

- .1 After investigation, determine the amount for which it may be liable to the Owner and, as soon as practicable after the amount is determined, tender payment therefor to the Owner; or
- .2 Deny liability in whole or in part and notify the Owner citing reasons therefor.

§ 5 If the Surety does not proceed as provided in Section 4 with reasonable promptness, the Surety shall be deemed to be in default on this Bond fifteen days after receipt of an additional written notice from the Owner to the Surety demanding that the Surety perform its obligations under this Bond, and the Owner shall be entitled to enforce any remedy available to the Owner. If the Surety proceeds as provided in Section 4.4, and the Owner refuses the payment tendered or the Surety has denied liability, in whole or in part, without further notice the Owner shall be entitled to enforce any remedy available to the Owner.

§ 6 After the Owner has terminated the Contractor's right to complete the Construction Contract, and if the Surety elects to act under Section 4.1, 4.2, or 4.3 above, then the responsibilities of the Surety to the Owner shall not be greater than those of the Contractor under the Construction Contract, and the responsibilities of the Owner to the Surety shall not be greater than those of the Owner under the Construction Contract. To the limit of the amount of this Bond, but subject to commitment by the Owner of the Balance of the Contract Price to mitigation of costs and damages on the Construction Contract, the Surety is obligated without duplication for:

§ 6.1 The responsibilities of the Contractor for correction of defective work and completion of the Construction Contract;

§ 6.2 Additional legal, design professional and delay costs resulting from the Contractor's Default, and resulting from the actions or failure to act of the Surety under Section 4; and

§ 6.3 Liquidated damages, or if no liquidated damages are specified in the Construction Contract, actual damages caused by delayed performance or non-performance of the Contractor.

§ 7 The Surety shall not be liable to the Owner or others for obligations of the Contractor that are unrelated to the Construction Contract, and the Balance of the Contract Price shall not be reduced or set off on account of any such unrelated obligations. No right of action shall accrue on this Bond to any person or entity other than the Owner or its heirs, executors, administrators or successors.

§ 8 The Surety hereby waives notice of any change, including changes of time, to the Construction Contract or to related subcontracts, purchase orders and other obligations.

§ 9 Any proceeding, legal or equitable, under this Bond may be instituted in any court of competent jurisdiction in the location in which the work or part of the work is located and shall be instituted within two years after Contractor Default or within two years after the Contractor ceased working or within two years after the Surety refuses or fails to perform its obligations under this Bond, whichever occurs first. If the provisions of this Paragraph are void or prohibited by law, the minimum period of limitation available to sureties as a defense in the jurisdiction of the suit shall be applicable.

§ 10 Notice to the Surety, the Owner or the Contractor shall be mailed or delivered to the address shown on the signature page.

§ 11 When this Bond has been furnished to comply with a statutory or other legal requirement in the location where the construction was to be performed, any provision in this Bond conflicting with said statutory or legal requirement shall be deemed deleted here from and provisions conforming to such statutory or other legal requirement shall be deemed incorporated herein. The intent is that this Bond shall be construed as a statutory bond and not as a common law bond.

§ 12 DEFINITIONS

§ 12.1 Balance of the Contract Price: The total amount payable by the Owner to the Contractor under the Construction Contract after all proper adjustments have been made, including allowance to the Contractor of any amounts received or to be received by the Owner in settlement of insurance or other claims for damages to which the Contractor is entitled, reduced by all valid and proper payments made to or on behalf of the Contractor under the Construction Contract.

§ 12.2 Construction Contract: The agreement between the Owner and the Contractor identified on the signature page, including all Contract Documents and changes thereto.

§ 12.3 Contractor Default: Failure of the Contractor, which has neither been remedied nor waived, to perform or otherwise to comply with the terms of the Construction Contract.

§ 12.4 Owner Default: Failure of the Owner, which has neither been remedied nor waived, to pay the Contractor as required by the Construction Contract or to perform and complete or comply with the other terms thereof.

§ 13 MODIFICATIONS TO THIS BOND ARE AS FOLLOWS:

(Space is provided below for additional signatures of added parties, other than those appearing on the cover page.)

CONTRACTOR AS PRINCIPAL

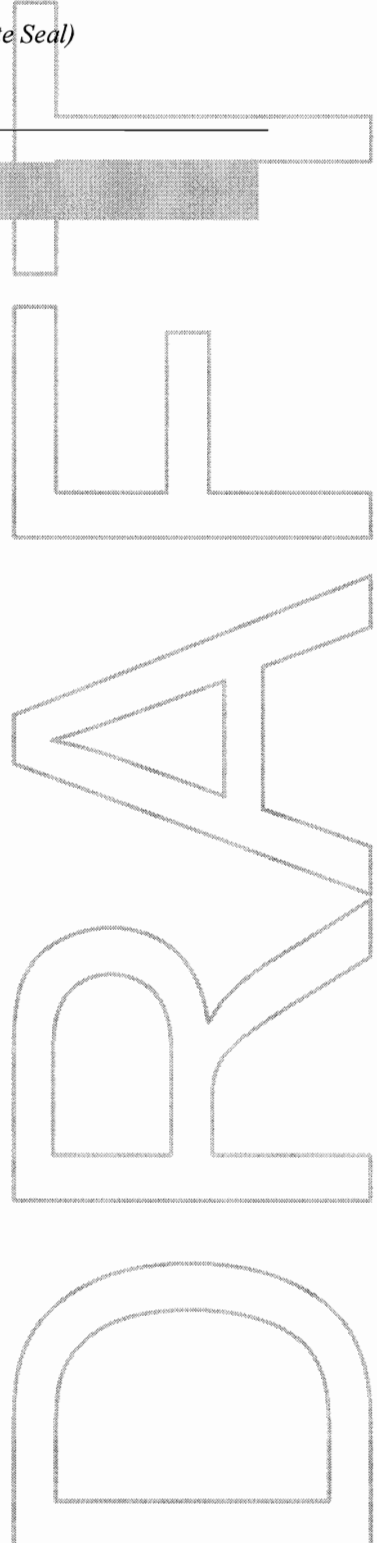
Company: _____ (Corporate Seal)

Signature: _____
Name and Title: _____
Address: _____

SURETY

Company: _____ (Corporate Seal)

Signature: _____
Name and Title: _____
Address: _____



Payment Bond

CONTRACTOR (Name and Address):

[Redacted]

SURETY (Name and Principal Place of Business):

[Redacted]

OWNER (Name and Address):

[Redacted]

CONSTRUCTION CONTRACT

Date:

Amount:

Description (Name and Location):

[Redacted]

BOND

Date (Not earlier than Construction Contract Date):

Amount:

Modifications to this Bond: None See Last Page

CONTRACTOR AS PRINCIPAL

Company: (Corporate Seal)

SURETY

Company: (Corporate Seal)

Signature: _____

Name and Title: [Redacted]

(Any additional signatures appear on the last page)

Signature: _____

Name and Title: [Redacted]

(FOR INFORMATION ONLY - Name, Address and Telephone)

AGENT or BROKER:

[Redacted]

OWNER'S REPRESENTATIVE (Architect, Engineer or other party):

[Redacted]

§ 1 The Contractor and the Surety, jointly and severally bind themselves, their heirs, executors, administrators, successors and assigns to the Owner to pay for labor, materials and equipment furnished for use in the performance of the Construction Contract, which is incorporated herein by reference.

§ 2 With respect to the Owner, this obligation shall be null and void if the Contractor:

§ 2.1 Promptly makes payment, directly or indirectly, for all sums due Claimants, and

§ 2.2 Defends, indemnifies and holds harmless the Owner from claims, demands, liens or suits by any person or entity whose claim, demand, lien or suit is for the payment for labor, materials or equipment furnished for use in the performance of the Construction Contract, provided the Owner has promptly notified the Contractor and the Surety (at the address described in Section 12) of any claims, demands, liens or suits and tendered defense of such claims, demands, liens or suits to the Contractor and the Surety, and provided there is no Owner Default.

§ 3 With respect to Claimants, this obligation shall be null and void if the Contractor promptly makes payment, directly or indirectly, for all sums due.

§ 4 The Surety shall have no obligation to Claimants under this Bond until:

§ 4.1 Claimants who are employed by or have a direct contract with the Contractor have given notice to the Surety (at the address described in Section 12) and sent a copy, or notice thereof, to the Owner, stating that a claim is being made under this Bond and, with substantial accuracy, the amount of the claim.

§ 4.2 Claimants who do not have a direct contract with the Contractor:

- .1 Have furnished written notice to the Contractor and sent a copy, or notice thereof, to the Owner, within 90 days after having last performed labor or last furnished materials or equipment included in the claim stating, with substantial accuracy, the amount of the claim and the name of the party to whom the materials were furnished or supplied or for whom the labor was done or performed; and
- .2 Have either received a rejection in whole or in part from the Contractor, or not received within 30 days of furnishing the above notice any communication from the Contractor by which the Contractor has indicated the claim will be paid directly or indirectly; and
- .3 Not having been paid within the above 30 days, have sent a written notice to the Surety (at the address described in Section 12) and sent a copy, or notice thereof, to the Owner, stating that a claim is being made under this Bond and enclosing a copy of the previous written notice furnished to the Contractor.

§ 5 If a notice required by Section 4 is given by the Owner to the Contractor or to the Surety, that is sufficient compliance.

§ 6 When the Claimant has satisfied the conditions of Section 4, the Surety shall promptly and at the Surety's expense take the following actions:

§ 6.1 Send an answer to the Claimant, with a copy to the Owner, within 45 days after receipt of the claim, stating the amounts that are undisputed and the basis for challenging any amounts that are disputed.

§ 6.2 Pay or arrange for payment of any undisputed amounts.

§ 7 The Surety's total obligation shall not exceed the amount of this Bond, and the amount of this Bond shall be credited for any payments made in good faith by the Surety.

§ 8 Amounts owed by the Owner to the Contractor under the Construction Contract shall be used for the performance of the Construction Contract and to satisfy claims, if any, under any Construction Performance Bond. By the Contractor furnishing and the Owner accepting this Bond, they agree that all funds earned by the Contractor in the performance of the Construction Contract are dedicated to satisfy obligations of the Contractor and the Surety under this Bond, subject to the Owner's priority to use the funds for the completion of the work.

§ 9 The Surety shall not be liable to the Owner, Claimants or others for obligations of the Contractor that are unrelated to the Construction Contract. The Owner shall not be liable for payment of any costs or expenses of any Claimant under this Bond, and shall have under this Bond no obligations to make payments to, give notices on behalf of, or otherwise have obligations to Claimants under this Bond.

§ 10 The Surety hereby waives notice of any change, including changes of time, to the Construction Contract or to related subcontracts, purchase orders and other obligations.

§ 11 No suit or action shall be commenced by a Claimant under this Bond other than in a court of competent jurisdiction in the location in which the work or part of the work is located or after the expiration of one year from the date (1) on which the Claimant gave the notice required by Section 4.1 or Section 4.2.3, or (2) on which the last labor or service was performed by anyone or the last materials or equipment were furnished by anyone under the Construction Contract, whichever of (1) or (2) first occurs. If the provisions of this Paragraph are void or prohibited by law, the minimum period of limitation available to sureties as a defense in the jurisdiction of the suit shall be applicable.

§ 12 Notice to the Surety, the Owner or the Contractor shall be mailed or delivered to the address shown on the signature page. Actual receipt of notice by Surety, the Owner or the Contractor, however accomplished, shall be sufficient compliance as of the date received at the address shown on the signature page.

§ 13 When this Bond has been furnished to comply with a statutory or other legal requirement in the location where the construction was to be performed, any provision in this Bond conflicting with said statutory or legal requirement shall be deemed deleted herefrom and provisions conforming to such statutory or other legal requirement shall be deemed incorporated herein. The intent is that this Bond shall be construed as a statutory bond and not as a common law bond.

§ 14 Upon request by any person or entity appearing to be a potential beneficiary of this Bond, the Contractor shall promptly furnish a copy of this Bond or shall permit a copy to be made.


§ 15 DEFINITIONS

§ 15.1 Claimant: An individual or entity having a direct contract with the Contractor or with a subcontractor of the Contractor to furnish labor, materials or equipment for use in the performance of the Contract. The intent of this Bond shall be to include without limitation in the terms "labor, materials or equipment" that part of water, gas, power, light, heat, oil, gasoline, telephone service or rental equipment used in the Construction Contract, architectural and engineering services required for performance of the work of the Contractor and the Contractor's subcontractors, and all other items for which a mechanic's lien may be asserted in the jurisdiction where the labor, materials or equipment were furnished.

§ 15.2 Construction Contract: The agreement between the Owner and the Contractor identified on the signature page, including all Contract Documents and changes thereto.

§ 15.3 Owner Default: Failure of the Owner, which has neither been remedied nor waived, to pay the Contractor as required by the Construction Contract or to perform and complete or comply with the other terms thereof.

§ 16 MODIFICATIONS TO THIS BOND ARE AS FOLLOWS:



(Space is provided below for additional signatures of added parties, other than those appearing on the cover page.)

CONTRACTOR AS PRINCIPAL

Company: (Corporate Seal)

Signature: _____
Name and Title: _____
Address: _____

SURETY

Company: (Corporate Seal)

Signature: _____
Name and Title: _____
Address: _____

Application and Certificate for Payment

TO OWNER: PROJECT: _____ **APPLICATION NO:** _____ **Distribution to:**
FROM CONTRACTOR: VIA ARCHITECT: _____ **PERIOD TO:** _____ **OWNER:**
CONTRACTOR: _____ **CONTRACT FOR:** General Construction **ARCHITECT:**
CONTRACT DATE: _____ **CONTRACTOR:**
PROJECT NOS: _____ / _____ / _____ **FIELD:**
OTHER:

CONTRACTOR'S APPLICATION FOR PAYMENT

Application is made for payment, as shown below, in connection with the Contract. Continuation Sheet, AIA Document G703, is attached.

- 1. ORIGINAL CONTRACT SUM \$ 0.00
- 2. Net change by Change Orders \$ 0.00
- 3. CONTRACT SUM TO DATE (Line 1 ± 2) \$ 0.00
- 4. TOTAL COMPLETED & STORED TO DATE (Column G on G703) \$ 0.00

5. RETAINAGE:

- a. 0 % of Completed Work (Column D + E on G703) \$ 0.00
 - b. 0 % of Stored Material (Column F on G703) \$ 0.00
- Total Retainage (Lines 5a + 5b or Total in Column I of G703) \$ 0.00

6. TOTAL EARNED LESS RETAINAGE \$ 0.00
 (Line 4 Less Line 5 Total)

7. LESS PREVIOUS CERTIFICATES FOR PAYMENT \$ 0.00
 (Line 6 from prior Certificate)

8. CURRENT PAYMENT DUE \$ 0.00

9. BALANCE TO FINISH, INCLUDING RETAINAGE \$ 0.00
 (Line 3 less Line 6)

CHANGE ORDER SUMMARY	ADDITIONS	DEDUCTIONS
Total changes approved in previous months by Owner	\$ 0.00	\$ 0.00
Total approved this Month	\$ 0.00	\$ 0.00
TOTALS	\$ 0.00	\$ 0.00
NET CHANGES by Change Order	\$ 0.00	\$ 0.00

The undersigned Contractor certifies that to the best of the Contractor's knowledge, information and belief the Work covered by this Application for Payment has been completed in accordance with the Contract Documents, that all amounts have been paid by the Contractor for Work for which previous Certificates for Payment were issued and payments received from the Owner, and that current payment shown herein is now due.

CONTRACTOR: _____ **Date:** _____
 By: _____
 State of: _____

County of: _____
 Subscribed and sworn to before me this _____ day of _____

Notary Public: _____
 My Commission expires: _____

ARCHITECT'S CERTIFICATE FOR PAYMENT

In accordance with the Contract Documents, based on on-site observations and the data comprising this application, the Architect certifies to the Owner that to the best of the Architect's knowledge, information and belief the Work has progressed as indicated, the quality of the Work is in accordance with the Contract Documents, and the Contractor is entitled to payment of the AMOUNT CERTIFIED.

AMOUNT CERTIFIED \$ 0.00
 (Attach explanation if amount certified differs from the amount applied. Initial all figures on this Application and on the Continuation Sheet that are changed to conform with the amount certified.)

ARCHITECT: _____ **Date:** _____
 By: _____

This Certificate is not negotiable. The AMOUNT CERTIFIED is payable only to the Contractor named herein. Issuance, payment and acceptance of payment are without prejudice to any rights of the Owner or Contractor under this Contract

AIA[®] Document G703[™] - 1992

Continuation Sheet

AIA Document G702, APPLICATION AND CERTIFICATION FOR PAYMENT, containing Contractor's signed certification is attached.
 In tabulations below, amounts are stated to the nearest dollar.
 Use Column I on Contracts where variable retainage for line items may apply.

APPLICATION NO: 001
 APPLICATION DATE:
 PERIOD TO:

ARCHITECT'S PROJECT NO:

A ITEM NO.	B DESCRIPTION OF WORK	C SCHEDULED VALUE	D WORK COMPLETED		E THIS PERIOD	F MATERIALS PRESENTLY STORED (NOT IN D OR E)	G TOTAL COMPLETED AND STORED TO DATE (D+E+F)	H BALANCE TO FINISH (C - G)	I RETAINAGE (IF VARIABLE RATE)
			FROM PREVIOUS APPLICATION (D + E)	THIS PERIOD					
		\$ 0.00	\$ 0.00		\$ 0.00	\$ 0.00	0.00 %	\$ 0.00	\$ 0.00
	GRAND TOTAL								



AIA[®] Document G704[™] – 2000

Certificate of Substantial Completion

PROJECT:
(Name and address):

PROJECT NUMBER: /
CONTRACT FOR:
CONTRACT DATE:

OWNER:
ARCHITECT:
CONTRACTOR:
FIELD:
OTHER:

TO OWNER:
(Name and address):

TO CONTRACTOR:
(Name and address):

PROJECT OR PORTION OF THE PROJECT DESIGNATED FOR PARTIAL OCCUPANCY OR USE SHALL INCLUDE:

The Work performed under this Contract has been reviewed and found, to the Architect's best knowledge, information and belief, to be substantially complete. Substantial Completion is the stage in the progress of the Work when the Work or designated portion is sufficiently complete in accordance with the Contract Documents so that the Owner can occupy or utilize the Work for its intended use. The date of Substantial Completion of the Project or portion designated above is the date of issuance established by this Certificate, which is also the date of commencement of applicable warranties required by the Contract Documents, except as stated below:

Warranty

Date of Commencement

ARCHITECT

BY

DATE OF ISSUANCE

A list of items to be completed or corrected is attached hereto. The failure to include any items on such list does not alter the responsibility of the Contractor to complete all Work in accordance with the Contract Documents. Unless otherwise agreed to in writing, the date of commencement of warranties for items on the attached list will be the date of issuance of the final Certificate of Payment or the date of final payment.

Cost estimate of Work that is incomplete or defective: \$ 0.00

The Contractor will complete or correct the Work on the list of items attached hereto within Zero (0) days from the above date of Substantial Completion.

CONTRACTOR

BY

DATE

The Owner accepts the Work or designated portion as substantially complete and will assume full possession at _____ (time) on _____ (date).

OWNER

BY

DATE

The responsibilities of the Owner and Contractor for security, maintenance, heat, utilities, damage to the Work and insurance shall be as follows:

(Note: Owner's and Contractor's legal and insurance counsel should determine and review insurance requirements and coverage.)



AIA® Document G707™ – 1994

Consent Of Surety to Final Payment

PROJECT: <i>(Name and address)</i>	ARCHITECT'S PROJECT NUMBER:	OWNER: <input type="checkbox"/>
	CONTRACT FOR: General Construction	ARCHITECT: <input type="checkbox"/>
TO OWNER: <i>(Name and address)</i>	CONTRACT DATED:	CONTRACTOR: <input type="checkbox"/>
		SURETY: <input type="checkbox"/>
		OTHER: <input type="checkbox"/>

In accordance with the provisions of the Contract between the Owner and the Contractor as indicated above, the
(Insert name and address of Surety)

on bond of
(Insert name and address of Contractor)

, SURETY,

hereby approves of the final payment to the Contractor, and agrees that final payment to the Contractor shall not relieve the
 Surety of any of its obligations to
(Insert name and address of Owner)

, CONTRACTOR,

as set forth in said Surety's bond.

, OWNER,

IN WITNESS WHEREOF, the Surety has hereunto set its hand on this date:
(Insert in writing the month followed by the numeric date and year.)

(Surety)

(Signature of authorized representative)

Attest:
 (Seal):

(Printed name and title)

DRAFT AIA® Document G707A™ - 1994

Consent of Surety to Reduction in or Partial Release of Retainage

PROJECT: *(Name and address)*
XXX

ARCHITECT'S PROJECT NUMBER:

CONTRACT FOR: General Construction

TO OWNER: *(Name and address)*

CONTRACT DATED:

OWNER:

ARCHITECT:

CONTRACTOR:

SURETY:

OTHER:

In accordance with the provisions of the Contract between the Owner and the Contractor as indicated above, the
(Insert name and address of Surety)

on bond of
(Insert name and address of Contractor)

hereby approves the reduction in or partial release of retainage to the Contractor as follows:

The Surety agrees that such reduction in or partial release of retainage to the Contractor shall not relieve the Surety of any of its obligations to
(Insert name and address of Owner)

as set forth in said Surety's bond.

IN WITNESS WHEREOF, the Surety has hereunto set its hand on this date:
(Insert in writing the month followed by the numeric date and year.)

(Surety)

(Signature of authorized representative)

(Printed name and title)

Attest:
(Seal):



General Conditions of the Contract for Construction

AIA Document A201 - Electronic Format

THIS DOCUMENT HAS IMPORTANT LEGAL CONSEQUENCES; CONSULTATION WITH AN ATTORNEY IS ENCOURAGED WITH RESPECT TO ITS COMPLETION OR MODIFICATION. AUTHENTICATION OF THIS ELECTRONICALLY DRAFTED AIA DOCUMENT MAY BE MADE BY USING AIA DOCUMENT D401.

This document has been approved and endorsed by the Associated General Contractors of America.

Copyright 1911, 1915, 1918, 1925, 1927, 1951, 1958, 1961, 1963, 1967, 1970, 1976, 1987 by The American Institute of Architects, 1735 New York Avenue N.W., Washington D.C. 20006-5292. Reproduction of the material herein or substantial quotation of its provisions without ~~written permission of the AIA~~ violates the copyright laws of the United States and will be subject to legal prosecutions.

1-10-2008

TABLE OF ARTICLES

- | | |
|---|---|
| 1. GENERAL PROVISIONS | 8. TIME |
| 2. OWNER | 9. PAYMENTS AND COMPLETION |
| 3. CONTRACTOR | 10. PROTECTION OF PERSONS AND PROPERTY |
| 4. ADMINISTRATION OF THE CONTRACT | 11. INSURANCE AND BONDS |
| 5. SUBCONTRACTORS | 12. UNCOVERING AND CORRECTION OF WORK |
| 6. CONSTRUCTION BY OWNER OR BY SEPARATE CONTRACTORS | 13. MISCELLANEOUS PROVISIONS |
| 7. CHANGES IN THE WORK | 14. TERMINATION OR SUSPENSION OF THE CONTRACT |
| | 15. OTHER CONDITIONS OF THE CONTRACT |

NOTE: THIS DOCUMENT HAS BEEN MODIFIED TO INCORPORATE MMC'S SUPPLEMENTAL GENERAL CONDITIONS.

EXHIBITS:

- A. SCHEDULE OF MEETINGS AND ATTENDEES
- B. LIEN WAIVER SUMMARY FORM
- C. SMOKE FREE POLICY
- D. ASSIGNMENT OF COST CATERGORIES MATRIX
- E. MMC'S SUPPLEMENTAL CONDITIONS TO THE AIA A201 GENERAL CONDITIONS

AIA DOCUMENT A201 - GENERAL CONDITIONS OF THE CONTRACT FOR CONSTRUCTION - FOURTEENTH EDITION - AIA - COPYRIGHT 1987 - THE AMERICAN INSTITUTE OF ARCHITECTS, 1735 NEW YORK AVENUE N.W., WASHINGTON D.C. 20006-5292.. WARNING; Unlicensed photocopying violates U.S. copyright laws and is subject to legal prosecution. This document was electronically produced with permission of the AIA and can be reproduced without violation until the date of expiration as noted below.

Electronic Format A201-1987

User Document: 201_NE~1.DOC -- 5/16/2001. AIA License Number 105348, which expires on 12/31/2001 -- Page #1

INDEX

Acceptance of Nonconforming Work	9.6.6, 9.9.3, 12.3	Asbestos	9.5.1, 9.8.2, 9.9.2, 9.10.1, 13.5
Acceptance of Work	9.6.6, 9.8.2, 9.9.3, 9.10.1, 9.10.3	Attorneys' Fees	10.1
Access to Work	3.16, 6.2.1, 12.1	Award of Separate Contracts	3.18.1, 9.10.2, 10.1.4
Accident Prevention	4.2.3, 10	Award of Subcontracts and Other Contracts for Portions of the Work	6.1.1
Acts and Omissions	3.2.1, 3.2.2, 3.3.2, 3.12.8, 3.18, 4.2.3, 4.3.2, 4.3.9, 8.3.1, 10.1.4, 10.2.5, 13.4.2, 13.7, 14.1	Basic Definitions	5.2
Addenda	1.1.1, 3.11	Bidding Requirements	1.1.1, 1.1.7, 5.2.1, 11.4.1
Additional Costs, Claims for	4.3.6, 4.3.7, 4.3.9, 6.1.1, 10.3	Boiler and Machinery Insurance	11.3.2
Additional Inspections and Testing	4.2.6, 9.8.2, 12.2.1, 13.5	Bonds, Lien	9.10.2
Additional Time, Claims for	4.3.6, 4.3.8, 4.3.9, 8.3.2	Bonds, Performance and Payment	7.3.6.4, 9.10.3, 11.3.9, 11.4
ADMINISTRATION OF THE CONTRACT	3.3.3, 4, 9.4, 9.5	Building Permit	3.7.1
Advertisement or Invitation to Bid	1.1.1	Capitalization	1.4
Aesthetic Effect	4.2.13, 4.5.1	Certificate of Substantial Completion	9.8.2
Allowances	3.8	Certificates for Payment	4.2.5, 4.2.9, 9.3.3, 9.4, 9.5, 9.6.1, 9.6.6, 9.7.1, 9.8.3, 9.10.1, 9.10.3, 13.7, 14.1.1.3, 14.2.4
All-risk Insurance	11.3.1.1	Certificates of Inspection, Testing or Approval	3.12.11, 13.5.4
Applications for Payment	4.2.5, 7.3.7, 9.2, 9.3, 9.4, 9.5.1, 9.6.3, 9.8.3, 9.10.1, 9.10.3, 9.10.4, 11.1.3, 14.2.4	Certificates of Insurance	9.3.2, 9.10.2, 11.1.3
Approvals	2.4, 3.3.3, 3.5, 3.10.2, 3.12.4 through 3.12.8, 3.18.3, 4.2.7, 9.3.2, 11.3.1.4, 13.4.2, 13.5	Change Orders	1.1.1, 2.4.1, 3.8.2.4, 3.11, 4.2.8, 4.3.3, 5.2.3, 7.1, 7.2, 7.3.2, 8.3.1, 9.3.1.1, 9.10.3, 11.3.1.2, 11.3.4, 11.3.9, 12.1.2
Arbitration	4.1.4, 4.3.2, 4.3.4, 4.4.4, 4.5, 8.3.1, 10.1.2, 11.3.9, 11.3.10	Change Orders, Definition of	7.2.1
Architect	4.1	Changes	7.1
Architect, Definition of	4.1.1	CHANGES IN THE WORK	3.11, 4.2.8, 7, 8.3.1, 9.3.1.1, 10.1.3
Architect, Extent of Authority	2.4, 3.12.6, 4.2, 4.3.2, 4.3.6, 4.4, 5.2, 6.3, 7.1.2, 7.2.1, 7.3.6, 7.4, 9.2, 9.3.1, 9.4, 9.5, 9.6.3, 9.8.2, 9.8.3, 9.10.1, 9.10.3, 12.1, 12.2.1, 13.5.1, 13.5.2, 14.2.2, 14.2.4	Claim, Definition of	4.3.1
Architect, Limitations of Authority and Responsibility	3.3.3, 3.12.8, 3.12.11, 4.1.2, 4.2.1, 4.2.2, 4.2.3, 4.2.6, 4.2.7, 4.2.10, 4.2.12, 4.2.13, 4.3.2, 5.2.1, 7.4, 9.4.2, 9.6.4, 9.6.6	Claims and Disputes	4.3, 4.4, 4.5, 6.2.5, 8.3.2, 9.3.1.2, 9.3.3, 9.10.4, 10.1.4
Architect's Additional Services and Expenses	2.4, 9.8.2, 11.3.1.1, 12.2.1, 12.2.4, 13.5.2, 13.5.3, 14.2.4	Claims and Timely Assertion of Claims	4.5.6
Architect's Administration of the Contract	4.2, 4.3.6, 4.3.7, 4.4, 9.4, 9.5	Claims for Additional Cost	4.3.6, 4.3.7, 4.3.9, 6.1.1, 10.3
Architect's Approvals	2.4, 3.5.1, 3.10.2, 3.12.6, 3.12.8, 3.18.3, 4.2.7	Claims for Additional Time	4.3.6, 4.3.8, 4.3.9, 8.3.2
Architect's Authority to Reject Work	3.5.1, 4.2.6, 12.1.2, 12.2.1	Claims for Concealed or Unknown Conditions	4.3.6
Architect's Copyright	1.3	Claims for Damages	3.18, 4.3.9, 6.1.1, 6.2.5, 8.3.2, 9.5.1.2, 10.1.4
Architect's Decisions	4.2.6, 4.2.7, 4.2.11, 4.2.12, 4.2.13, 4.3.2, 4.3.6, 4.4.1, 4.4.4, 4.5, 6.3, 7.3.6, 7.3.8, 8.1.3, 8.3.1, 9.2, 9.4, 9.5.1, 9.8.2, 9.9.1, 10.1.2, 13.5.2, 14.2.2, 14.2.4	Claims Subject to Arbitration	4.3.2, 4.4.4, 4.5.1
Architect's Inspections	4.2.2, 4.2.9, 4.3.6, 9.4.2, 9.8.2, 9.9.2, 9.10.1, 13.5	Cleaning Up	3.15, 6.3
Architect's Instructions	4.2.6, 4.2.7, 4.2.8, 4.3.7, 7.4.1, 12.1, 13.5.2	Commencement of Statutory Limitation Period	13.7
Architect's Interpretations	4.2.11, 4.2.12, 4.3.7	Commencement of the Work, Conditions Relating to	2.1.2, 2.2.1, 3.2.1, 3.2.2, 3.7.1, 3.10.1, 3.12.6, 4.3.7, 5.2.1, 6.2.2, 8.1.2, 8.2.2, 9.2, 11.1.3, 11.3.6, 11.4.1
Architect's On-Site Observations	4.2.2, 4.2.5, 4.3.6, 9.4.2, 9.5.1, 9.10.1, 13.5	Commencement of the Work, Definition of	8.1.2
Architect's Project Representative	4.2.10	Communications Facilitating Contract Administration	3.9.1, 4.2.4, 5.2.1
Architect's Relationship with Contractor	1.1.2, 3.2.1, 3.2.2, 3.3.3, 3.5.1, 3.7.3, 3.11, 3.12.8, 3.12.11, 3.16, 3.18, 4.2.3, 4.2.4, 4.2.6, 4.2.12, 5.2, 6.2.2, 7.3.4, 9.8.2, 11.3.7, 12.1, 13.5	Completion, Conditions Relating to	3.11, 3.15, 4.2.2, 4.2.9, 4.3.2, 9.4.2, 9.8, 9.9.1, 9.10, 11.3.5, 12.2.2, 13.7.1
Architect's Relationship with Subcontractors	1.1.2, 4.2.3, 4.2.4, 4.2.6, 9.6.3, 9.6.4, 11.3.7	COMPLETION, PAYMENTS AND	9
Architect's Representations	9.4.2, 9.5.1, 9.10.1	Completion, Substantial	4.2.9, 4.3.5.2, 8.1.1, 8.1.3, 8.2.3, 9.8, 9.9.1, 12.2.2, 13.7
Architect's Site Visits	4.2.2, 4.2.5, 4.2.9, 4.3.6, 9.4.2,	Compliance with Laws	3, 3.6, 3.7, 3.13, 4.1.1, 10.2.2, 11.1, 11.3, 13.1, 13.5.1, 13.5.2, 13.6, 14.1.1, 14.2.1.3
		Concealed or Unknown Conditions	4.3.6
		Conditions of the Contract	1.1.1, 1.1.7, 6.1.1
		Consent, Written	3.1, 3.12.8, 3.14.2, 4.1.2, 4.3.4, 4.5.5, 9.3.2, 9.8.2, 9.9.1, 9.10.2, 9.10.3, 10.1.2, 10.1.3, 11.3.1, 11.3.1.4, 11.3.11, 13.2, 13.4.2
		CONSTRUCTION BY OWNER OR BY SEPARATE CONTRACTORS	1.1.4, 6
		Construction Change Directive, Definition of	7.3.1

AIA DOCUMENT A201 - GENERAL CONDITIONS OF THE CONTRACT FOR CONSTRUCTION - FOURTEENTH EDITION - AIA - COPYRIGHT 1987 - THE AMERICAN INSTITUTE OF ARCHITECTS, 1735 NEW YORK AVENUE N.W., WASHINGTON D.C. 20006-5292.. WARNING; Unlicensed photocopying violates U.S. copyright laws and is subject to legal prosecution. This document was electronically produced with permission of the AIA and can be reproduced without violation until the date of expiration as noted below.

Electronic Format A201-1987

User Document: 201_NE~1.DOC -- 5/16/2001. AIA License Number 105348, which expires on 12/31/2001 -- Page #2

Construction Change Directives	1.1.1, 4.2.8, 7.1, 7.3, 9.3.1.1		
Construction Schedules, Contractor's	3.10, 6.1.3		
Contingent Assignment of Subcontracts	5.4		
Continuing Contract Performance	4.3.4		
Contract, Definition of	1.1.2		
CONTRACT, TERMINATION OR SUSPENSION			
OF THE	4.3.7, 5.4.1.1, 14		
Contract Administration	3.3.3, 4, 9.4, 9.5		
Contract Award and Execution, Conditions Relating to	3.7.1, 3.10, 5.2, 9.2, 11.1.3, 11.3.6, 11.4.1		
Contract Documents, The	1.1, 1.2, 7		
Contract Documents, Copies Furnished and Use of	1.3, 2.2.5, 5.3		
Contract Documents, Definition of	1.1.1		
Contract Performance During Arbitration	4.3.4, 4.5.3		
Contract Sum	3.8, 4.3.6, 4.3.7, 4.4.4, 5.2.3, 6.1.3, 7.2, 7.3, 9.1, 9.7, 11.3.1, 12.2.4, 12.3, 14.2.4		
Contract Sum, Definition of	9.1		
Contract Time	4.3.6, 4.3.8, 4.4.4, 7.2.1.3, 7.3, 8.2.1, 8.3.1, 9.7, 12.1.1		
Contract Time, Definition of	8.1.1		
CONTRACTOR	3		
Contractor, Definition of	3.1, 6.1.2		
Contractor's Bid	1.1.1		
Contractor's Construction Schedules	3.10, 6.1.3		
Contractor's Employees	3.3.2, 3.4.2, 3.8.1, 3.9, 3.18, 4.2.3, 4.2.6, 8.1.2, 10.2, 10.3, 11.1.1, 14.2.1.1		
Contractor's Liability Insurance	11.1		
Contractor's Relationship with Separate Contractors and Owner's Forces	2.2.6, 3.12.5, 3.14.2, 4.2.4, 6, 12.2.5		
Contractor's Relationship with Subcontractors	1.2.4, 3.3.2, 3.18.1, 3.18.2, 5.2, 5.3, 5.4, 9.6.2, 11.3.7, 11.3.8, 14.2.1.2		
Contractor's Relationship with the Architect	1.1.2, 3.2.1, 3.2.2, 3.3.3, 3.5.1, 3.7.3, 3.11, 3.12.8, 3.16, 3.18, 4.2.3, 4.2.4, 4.2.6, 4.2.12, 5.2, 6.2.2, 7.3.4, 9.8.2, 11.3.7, 12.1, 13.5		
Contractor's Representations	1.2.2, 3.5.1, 3.12.7, 6.2.2, 8.2.1, 9.3.3		
Contractor's Responsibility for Those Performing the Work	3.3.2, 3.18, 4.2.3, 10		
Contractor's Review of Contract Documents	1.2.2, 3.2, 3.7.3		
Contractor's Right to Stop the Work	9.7		
Contractor's Right to Terminate the Contract	14.1		
Contractor's Submittals	3.10, 3.11, 3.12, 4.2.7, 5.2.1, 5.2.3, 7.3.6, 9.2, 9.3.1, 9.8.2, 9.9.1, 9.10.2, 9.10.3, 10.1.2, 11.4.2, 11.4.3		
Contractor's Superintendent	3.9, 10.2.6		
Contractor's Supervision and Construction Procedures	1.2.4, 3.3, 3.4, 4.2.3, 8.2.2, 8.2.3, 10		
Contractual Liability Insurance	11.1.1.7, 11.2.1		
Coordination and Correlation	1.2.2, 1.2.4, 3.3.1, 3.10, 3.12.7, 6.1.3, 6.2.1		
Copies Furnished of Drawings and Specifications	1.3, 2.2.5, 3.11		
Correction of Work	2.3, 2.4, 4.2.1, 9.8.2, 9.9.1, 12.1.2, 12.2, 13.7.1.3		
Cost, Definition of	7.3.6, 14.3.5		
Costs	2.4, 3.2.1, 3.7.4, 3.8.2, 3.15.2, 4.3.6, 4.3.7, 4.3.8.1, 5.2.3, 6.1.1, 6.2.3, 6.3, 7.3.3.3, 7.3.6, 7.3.7, 9.7, 9.8.2, 9.10.2, 11.3.1.2, 11.3.1.3, 11.3.4, 11.3.9, 12.1, 12.2.1, 12.2.4, 12.2.5, 13.5, 14		
Cutting and Patching	3.14, 6.2.6		
Damage to Construction of Owner or Separate Contractors	3.14.2, 6.2.4, 9.5.1.5, 10.2.1.2, 10.2.5, 10.3, 11.1, 11.3, 12.2.5		
Damage to the Work	3.14.2, 9.9.1, 10.2.1.2, 10.2.5, 10.3, 11.3		
Damages, Claims for	3.18, 4.3.9, 6.1.1, 6.2.5, 8.3.2, 9.5.1.2, 10.1.4		
Damages for Delay	6.1.1, 8.3.3, 9.5.1.6, 9.7		
Date of Commencement of the Work, Definition of	8.1.2		
Date of Substantial Completion, Definition of	8.1.3		
Day, Definition of	8.1.4		
Decisions of the Architect	4.2.6, 4.2.7, 4.2.11, 4.2.12, 4.2.13, 4.3.2, 4.3.6, 4.4.1, 4.4.4, 4.5, 6.3, 7.3.6, 7.3.8, 8.1.3, 8.3.1, 9.2, 9.4, 9.5.1, 9.8.2, 9.9.1, 10.1.2, 13.5.2, 14.2.2, 14.2.4		
Decisions to Withhold Certification	9.5, 9.7, 14.1.1.3		
Defective or Nonconforming Work, Acceptance, Rejection and Correction of	2.3, 2.4, 3.5.1, 4.2.1, 4.2.6, 4.3.5, 9.5.2, 9.8.2, 9.9.1, 10.2.5, 12, 13.7.1.3		
Defective Work, Definition of	3.5.1		
Definitions	1.1, 2.1.1, 3.1, 3.5.1, 3.12.1, 3.12.2, 3.12.3, 4.1.1, 4.3.1, 5.1, 6.1.2, 7.2.1, 7.3.1, 7.3.6, 8.1, 9.1, 9.8.1		
Delays and Extensions of Time	4.3.1, 4.3.8.1, 4.3.8.2, 6.1.1, 6.2.3, 7.2.1, 7.3.1, 7.3.4, 7.3.5, 7.3.8, 7.3.9, 8.1.1, 8.3, 10.3.1, 14.1.1.4		
Disputes	4.1.4, 4.3, 4.4, 4.5, 6.2.5, 6.3, 7.3.8, 9.3.1.2		
Documents and Samples at the Site	3.11		
Drawings, Definition of	1.1.5		
Drawings and Specifications, Use and Ownership of	1.1.1, 1.3, 2.2.5, 3.11, 5.3		
Duty to Review Contract Documents and Field Conditions	3.2		
Effective Date of Insurance	8.2.2, 11.1.2		
Emergencies	4.3.7, 10.3		
Employees, Contractor's	3.3.2, 3.4.2, 3.8.1, 3.9, 3.18.1, 3.18.2, 4.2.3, 4.2.6, 8.1.2, 10.2, 10.3, 11.1.1, 14.2.1.1		
Equipment, Labor, Materials and	1.1.3, 1.1.6, 3.4, 3.5.1, 3.8.2, 3.12.3, 3.12.7, 3.12.11, 3.13, 3.15.1, 4.2.7, 6.2.1, 7.3.6, 9.3.2, 9.3.3, 11.3, 12.2.4, 14		
Execution and Progress of the Work	1.1.3, 1.2.3, 3.2, 3.4.1, 3.5.1, 4.2.2, 4.2.3, 4.3.4, 4.3.8, 6.2.2, 7.1.3, 7.3.9, 8.2, 8.3, 9.5, 9.9.1, 10.2, 14.2, 14.3		
Execution, Correlation and Intent of the			
Contract Documents	1.2, 3.7.1		
Extensions of Time	4.3.1, 4.3.8, 7.2.1.3, 8.3, 10.3.1		
Failure of Payment by Contractor	9.5.1.3, 14.2.1.2		
Failure of Payment by Owner	4.3.7, 9.7, 14.1.3		
Faulty Work (See Defective or Nonconforming Work)			
Final Completion and Final Payment	4.2.1, 4.2.9, 4.3.2, 4.3.5, 9.10, 11.1.2, 11.1.3, 11.3.5, 12.3.1, 13.7		
Financial Arrangements, Owner's	2.2.1		
Fire and Extended Coverage Insurance	11.3		
GENERAL PROVISIONS	1		
Governing Law	1.3.1		
Guarantees (See Warranty and Warranties)			
Hazardous Materials	10.1, 10.2.4		
Identification of Contract Documents	1.2.1		
Identification of Subcontractors and Suppliers	5.2.1		
Indemnification	3.17, 3.18, 9.10.2, 10.1.4, 11.3.1.2, 11.3.7		
Information and Services Required of the Owner	2.1.2, 2.2, 4.3.4, 6.1.3, 6.1.4, 6.2.6, 9.3.2, 9.6.1, 9.6.4, 9.8.3, 9.9.2, 9.10.3, 10.1.4, 11.2, 11.3, 13.5.1, 13.5.2		
Injury or Damage to Person or Property	4.3.9		
Inspections	3.3.3, 3.3.4, 3.7.1, 4.2.2,		

AIA DOCUMENT A201 - GENERAL CONDITIONS OF THE CONTRACT FOR CONSTRUCTION - FOURTEENTH EDITION - AIA - COPYRIGHT 1987 - THE AMERICAN INSTITUTE OF ARCHITECTS, 1735 NEW YORK AVENUE N.W., WASHINGTON D.C. 20006-5292. WARNING; Unlicensed photocopying violates U.S. copyright laws and is subject to legal prosecution. This document was electronically produced with permission of the AIA and can be reproduced without violation until the date of expiration as noted below.

Electronic Format A201-1987

User Document: 201_NE~1.DOC -- 5/16/2001. AIA License Number 105348, which expires on 12/31/2001 -- Page #3

4.2.6, 4.2.9, 4.3.6, 9.4.2, 9.8.2, 9.9.2, 9.10.1, 13.5	
Instructions to Bidders	1.1.1
Instructions to the Contractor	3.8.1, 4.2.8, 5.2.1, 7, 12.1, 13.5.2
Insurance	4.3.9, 6.1.1, 7.3.6.4, 9.3.2, 9.8.2, 9.9.1, 9.10.2, 11
Insurance, Boiler and Machinery	11.3.2
Insurance, Contractor's Liability	11.1
Insurance, Effective Date of	8.2.2, 11.1.2
Insurance, Loss of Use	11.3.3
Insurance, Owner's Liability	11.2
Insurance, Property	10.2.5, 11.3
Insurance, Stored Materials	9.3.2, 11.3.1.4
INSURANCE AND BONDS	11
Insurance Companies, Consent to Partial Occupancy	9.9.1, 11.3.11
Insurance Companies, Settlement with	11.3.10
Intent of the Contract Documents	1.2.3, 3.12.4, 4.2.6, 4.2.7, 4.2.12, 4.2.13, 7.4
Interest	13.6
Interpretation	1.2.5, 1.4, 1.5, 4.1.1, 4.3.1, 5.1, 6.1.2, 8.1.4
Interpretations, Written	4.2.11, 4.2.12, 4.3.7
Joinder and Consolidation of Claims Required	4.5.6
Judgment on Final Award	4.5.1, 4.5.4.1, 4.5.7
Labor and Materials, Equipment	1.1.3, 1.1.6, 3.4, 3.5.1, 3.8.2, 3.12.2, 3.12.3, 3.12.7, 3.12.11, 3.13, 3.15.1, 4.2.7, 6.2.1, 7.3.6, 9.3.2, 9.3.3, 12.2.4, 14
Labor Disputes	8.3.1
Laws and Regulations	1.3, 3.6, 3.7, 3.13, 4.1.1, 4.5.5, 4.5.7, 9.9.1, 10.2.2, 11.1, 11.3, 13.1, 13.4, 13.5.1, 13.5.2, 13.6
Liens	2.1.2, 4.3.2, 4.3.5.1, 8.2.2, 9.3.3, 9.10.2
Limitation on Consolidation or Joinder	4.5.5
Limitations, Statutes of	4.5.4.2, 12.2.6, 13.7
Limitations of Authority	3.3.1, 4.1.2, 4.2.1, 4.2.3, 4.2.7, 4.2.10, 5.2.2, 5.2.4, 7.4, 11.3.10
Limitations of Liability	2.3, 3.2.1, 3.5.1, 3.7.3, 3.12.8, 3.12.11, 3.17, 3.18, 4.2.6, 4.2.7, 4.2.12, 6.2.2, 9.4.2, 9.6.4, 9.10.4, 10.1.4, 10.2.5, 11.1.2, 11.2.1, 11.3.7, 13.4.2, 13.5.2
Limitations of Time, General	2.2.1, 2.2.4, 3.2.1, 3.7.3, 3.8.2, 3.10, 3.12.5, 3.15.1, 4.2.1, 4.2.7, 4.2.11, 4.3.2, 4.3.3, 4.3.4, 4.3.6, 4.3.9, 4.5.4.2, 5.2.1, 5.2.3, 6.2.4, 7.3.4, 7.4, 8.2, 9.5, 9.6.2, 9.8, 9.9, 9.10, 11.1.3, 11.3.1, 11.3.2, 11.3.5, 11.3.6, 12.2.1, 12.2.2, 13.5, 13.7
Limitations of Time, Specific	2.1.2, 2.2.1, 2.4, 3.10, 3.11, 3.15.1, 4.2.1, 4.2.11, 4.3, 4.4, 4.5, 5.3, 5.4, 7.3.5, 7.3.9, 8.2, 9.2, 9.3.1, 9.3.3, 9.4.1, 9.6.1, 9.7, 9.8.2, 9.10.2, 11.1.3, 11.3.6, 11.3.10, 11.3.11, 12.2.2, 12.2.4, 12.2.6, 13.7, 14
Loss of Use Insurance	11.3.3
Material Suppliers	1.3.1, 3.12.1, 4.2.4, 4.2.6, 5.2.1, 9.3.1, 9.3.1.2, 9.3.3, 9.4.2, 9.6.5, 9.10.4
Materials, Hazardous	10.1, 10.2.4
Materials, Labor, Equipment and	1.1.3, 1.1.6, 3.4, 3.5.1, 3.8.2, 3.12.2, 3.12.3, 3.12.7, 3.12.11, 3.13, 3.15.1, 4.2.7, 6.2.1, 7.3.6, 9.3.2, 9.3.3, 12.2.4, 14
Means, Methods, Techniques, Sequences and Procedures of Construction	3.3.1, 4.2.3, 4.2.7, 9.4.2
Minor Changes in the Work	1.1.1, 4.2.8, 4.3.7, 7.1, 7.4
MISCELLANEOUS PROVISIONS	13
Modifications, Definition of	1.1.1
Modifications to the Contract	1.1.1, 1.1.2, 3.7.3, 3.11, 4.2.1, 5.2.3, 7, 8.3.1, 9.7
Mutual Responsibility	6.2
Nonconforming Work, Acceptance of	12.3
Nonconforming Work, Rejection and Correction of	2.3.1, 4.3.5, 9.5.2, 9.8.2, 12, 13.7.1.3
Notice	2.3, 2.4, 3.2.1, 3.2.2, 3.7.3, 3.7.4, 3.9, 3.12.8, 3.12.9, 3.17, 4.3, 4.4.4, 4.5, 5.2.1, 5.3, 5.4.1.1, 8.2.2, 9.4.1, 9.5.1, 9.6.1, 9.7, 9.10, 10.1.2, 10.2.6, 11.1.3, 11.3, 12.2.2, 12.2.4, 13.3, 13.5.1, 13.5.2, 14,
Notice, Written	2.3, 2.4, 3.9, 3.12.8, 3.12.9, 4.3, 4.4.4, 4.5, 5.2.1, 5.3, 5.4.1.1, 8.2.2, 9.4.1, 9.5.1, 9.7, 9.10, 10.1.2, 10.2.6, 11.1.3, 11.3, 12.2.2, 12.2.4, 13.3, 13.5.2, 14
Notice of Testing and Inspections	13.5.1, 13.5.2
Notice to Proceed	8.2.2
Notices, Permits, Fees and	2.2.3, 3.7, 3.13, 7.3.6.4, 10.2.2
Observations, Architect's On-Site	4.2.2, 4.2.5, 4.3.6, 9.4.2, 9.5.1, 9.10.1, 13.5
Observations, Contractor's	1.2.2, 3.2.2
Occupancy	9.6.6, 9.8.1, 9.9, 11.3.11
On-Site Inspections by the Architect	4.2.2, 4.2.9, 4.3.6, 9.4.2, 9.8.2, 9.9.2, 9.10.1
On-Site Observations by the Architect	4.2.2, 4.2.5, 4.3.6, 9.4.2, 9.5.1, 9.10.1, 13.5
Orders, Written	2.3, 3.9, 4.3.7, 7, 8.2.2, 11.3.9, 12.1, 12.2, 13.5.2, 14.3.1
OWNER	2
Owner, Definition of	2.1
Owner, Information and Services Required of the	2.1.2, 2.2, 4.3.4, 6, 9, 10.1.4, 11.2, 11.3, 13.5.1, 14.1.1.5, 14.1.3
Owner's Authority	3.8.1, 4.1.3, 4.2.9, 5.2.1, 5.2.4, 5.4.1, 7.3.1, 8.2.2, 9.3.1, 9.3.2, 11.4.1, 12.2.4, 13.5.2, 14.2, 14.3.1
Owner's Financial Capability	2.2.1, 14.1.1.5
Owner's Liability Insurance	11.2
Owner's Loss of Use Insurance	11.3.3
Owner's Relationship with Subcontractors	1.1.2, 5.2.1, 5.4.1, 9.6.4
Owner's Right to Carry Out the Work	2.4, 12.2.4, 14.2.2.2
Owner's Right to Clean Up	6.3
Owner's Right to Perform Construction and to Award Separate Contracts	6.1
Owner's Right to Stop the Work	2.3, 4.3.7
Owner's Right to Suspend the Work	14.3
Owner's Right to Terminate the Contract	14.2
Ownership and Use of Architect's Drawings, Specifications and Other Documents	1.1.1, 1.3, 2.2.5, 5.3
Partial Occupancy or Use	9.6.6, 9.9, 11.3.11
Patching, Cutting and	3.14, 6.2.6
Patents, Royalties and	3.17
Payment, Applications for	4.2.5, 9.2, 9.3, 9.4, 9.5.1, 9.8.3, 9.10.1, 9.10.3, 9.10.4, 14.2.4
Payment, Certificates for	4.2.5, 4.2.9, 9.3.3, 9.4, 9.5, 9.6.1, 9.6.6, 9.7.1, 9.8.3, 9.10.1, 9.10.3, 13.7, 14.1.1.3, 14.2.4
Payment, Failure of	4.3.7, 9.5.1.3, 9.7, 9.10.2, 14.1.1.3, 14.2.1.2
Payment, Final	14.2.1, 4.2.9, 4.3.2, 4.3.5, 9.10, 11.1.2, 11.1.3, 11.3.5, 12.3.1
Payment Bond, Performance Bond and	7.3.6.4, 9.10.3, 11.3.9, 11.4
Payments, Progress	4.3.4, 9.3, 9.6, 9.8.3, 9.10.3, 13.6, 14.2.3
PAYMENTS AND COMPLETION	9, 14
Payments to Subcontractors	5.4.2, 9.5.1.3, 9.6.2, 9.6.3, 9.6.4, 11.3.8, 14.2.1.2
PCB	10.1

AIA DOCUMENT A201 - GENERAL CONDITIONS OF THE CONTRACT FOR CONSTRUCTION - FOURTEENTH EDITION - AIA - COPYRIGHT 1987 - THE AMERICAN INSTITUTE OF ARCHITECTS, 1735 NEW YORK AVENUE N.W., WASHINGTON D.C. 20006-5292.. WARNING: Unlicensed photocopying violates U.S. copyright laws and is subject to legal prosecution. This document was electronically produced with permission of the AIA and can be reproduced without violation until the date of expiration as noted below.

Electronic Format A201-1987

User Document: 201_NE~1.DOC -- 5/16/2001. AIA License Number 105348, which expires on 12/31/2001 -- Page #4

Performance Bond and Payment Bond	7.3.6.4, 9.10.3, 11.3.9, 11.4	Stopping the Work	2.3, 4.3.7, 9.7, 10.1.2, 10.3, 14.1
Permits, Fees and Notices	2.2.3, 3.7, 3.13, 7.3.6.4, 10.2.2	Stored Materials	6.2.1, 9.3.2, 10.2.1.2, 11.3.1.4, 12.2.4
PERSONS AND PROPERTY, PROTECTION OF	10	Subcontractor, Definition of	5.1.1
Polychlorinated Biphenyl	10.1	SUBCONTRACTORS	5
Product Data, Definition of	3.12.2	Subcontractors, Work by	1.2.4, 3.3.2, 3.12.1, 4.2.3, 5.3, 5.4
Product Data and Samples, Shop Drawings	.11, 3.12, 4.2.7	Subcontractual Relations	5.3, 5.4, 9.3.1.2, 9.6.2, 9.6.3, 9.6.4, 10.2.1, 11.3.7, 11.3.8, 14.1.1, 14.2.1.2, 14.3.2
Progress and Completion	4.2.2, 4.3.4, 8.2	Submittals	1.3, 3.2.3, 3.10, 3.11, 3.12, 4.2.7, 5.2.1, 5.2.3, 7.3.6, 9.2, 9.3.1, 9.8.2, 9.9.1, 9.10.2, 9.10.3, 10.1.2, 11.1.3
Progress Payments	4.3.4, 9.3, 9.6, 9.8.3, 9.10.3, 13.6, 14.2.3	Subrogation, Waivers of	6.1.1, 11.3.5, 11.3.7
Project, Definition of the	1.1.4	Substantial Completion	4.2.9, 4.3.5.2, 8.1.1, 8.1.3, 8.2.3, 9.8, 9.9.1, 12.2.1, 12.2.2, 13.7
Project Manual, Definition of the	1.1.7	Substantial Completion, Definition of	9.8.1
Project Manuals	2.2.5	Substitution of Subcontractors	5.2.3, 5.2.4
Project Representatives	4.2.10	Substitution of the Architect	4.1.3
Property Insurance	10.2.5, 11.3	Substitutions of Materials	3.5.1
PROTECTION OF PERSONS AND PROPERTY	10	Sub-subcontractor, Definition of	5.1.2
Regulations and Laws	1.3, 3.6, 3.7, 3.13, 4.1.1, 4.5.5, 4.5.7, 10.2.2, 11.1, 11.3, 13.1, 13.4, 13.5.1, 13.5.2, 13.6, 14	Subsurface Conditions	4.3.6
Rejection of Work	3.5.1, 4.2.6, 12.2	Successors and Assigns	13.2
Releases of Waivers and Liens	9.10.2	Superintendent	3.9, 10.2.6
Representations	1.2.2, 3.5.1, 3.12.7, 6.2.2, 8.2.1, 9.3.3, 9.4.2, 9.5.1, 9.8.2, 9.10.1	Supervision and Construction Procedures	1.2.4, 3.3, 3.4, 4.2.3, 4.3.4, 6.1.3, 6.2.4, 7.1.3, 7.3.4, 8.2, 8.3.1, 10, 12, 14
Representatives	2.1.1, 3.1.1, 3.9, 4.1.1, 4.2.1, 4.2.10, 5.1.1, 5.1.2, 13.2.1	Surety	4.4.1, 4.4.4, 5.4.1.2, 9.10.2, 9.10.3, 14.2.2
Resolution of Claims and Disputes	4.4, 4.5	Surety, Consent of	9.9.1, 9.10.2, 9.10.3
Responsibility for Those Performing the Work	3.3.2, 4.2.3, 6.1.3, 6.2, 10	Surveys	2.2.2, 3.18.3
Retainage	9.3.1, 9.6.2, 9.8.3, 9.9.1, 9.10.2, 9.10.3	Suspension by the Owner for Convenience	14.3
Review of Contract Documents and Field Conditions by Contractor	1.2.2, 3.2, 3.7.3, 3.12.7	Suspension of the Work	4.3.7, 5.4.2, 14.1.1.4, 14.3
Review of Contractor's Submittals by Owner and Architect	3.10.1, 3.10.2, 3.11, 3.12, 4.2.7, 4.2.9, 5.2.1, 5.2.3, 9.2, 9.8.2	Suspension or Termination of the Contract	4.3.7, 5.4.1.1, 14
Review of Shop Drawings, Product Data and Samples by Contractor	3.12.5	Taxes	3.6, 7.3.6.4
Rights and Remedies	1.1.2, 2.3, 2.4, 3.5.1, 3.15.2, 4.2.6, 4.3.6, 4.5, 5.3, 6.1, 6.3, 7.3.1, 8.3.1, 9.5.1, 9.7, 10.2.5, 10.3, 12.2.2, 12.2.4, 13.4, 14	Termination by the Contractor	14.1
Royalties and Patents	3.17	Termination by the Owner for Cause	5.4.1.1, 14.2
Rules and Notices for Arbitration	4.5.2	Termination of the Architect	4.1.3
Safety of Persons and Property	10.2	Termination of the Contractor	14.2.2
Safety Precautions and Programs	4.2.3, 4.2.7, 10.1	TERMINATION OR SUSPENSION OF THE CONTRACT	14
Samples, Definition of	3.12.3	Tests and Inspections	3.3.3, 4.2.6, 4.2.9, 9.4.2, 12.2.1, 13.5
Samples, Shop Drawings, Product Data and Samples at the Site, Documents and Schedule of Values	3.11, 3.12, 4.2.7 3.11	TIME	8
Schedules, Construction	3.10	Time, Delays and Extensions of	4.3.8, 7.2.1, 8.3
Separate Contracts and Contractors	1.1.4, 3.14.2, 4.2.4, 4.5.5, 6, 11.3.7, 12.1.2, 12.2.5	Time Limits, Specific	2.1.2, 2.2.1, 2.4, 3.10, 3.11, 3.15.1, 4.2.1, 4.2.11, 4.3, 4.4, 4.5, 5.3, 5.4, 7.3.5, 7.3.9, 8.2, 9.2, 9.3.1, 9.3.3, 9.4.1, 9.6.1, 9.7, 9.8.2, 9.10.2, 11.1.3, 11.3.6, 11.3.10, 11.3.11, 12.2.2, 12.2.4, 12.2.6, 13.7, 14
Shop Drawings, Definition of	3.12.1	Time Limits on Claims	4.3.2, 4.3.3, 4.3.6, 4.3.9, 4.4, 4.5
Shop Drawings, Product Data and Samples	3.11, 3.12, 4.2.7	Title to Work	9.3.2, 9.3.3
Site, Use of	3.13, 6.1.1, 6.2.1	UNCOVERING AND CORRECTION OF WORK	12
Site Inspections	1.2.2, 3.3.4, 4.2.2, 4.2.9, 4.3.6, 9.8.2, 9.10.1, 13.5	Uncovering of Work	12.1
Site Visits, Architect's	4.2.2, 4.2.5, 4.2.9, 4.3.6, 9.4.2, 9.5.1, 9.8.2, 9.9.2, 9.10.1, 13.5	Unforeseen Conditions	4.3.6, 8.3.1, 10.1
Special Inspections and Testing	4.2.6, 12.2.1, 13.5	Unit Prices	7.1.4, 7.3.3.2
Specifications, Definition of the	1.1.6	Use of Documents	1.1.1, 1.3, 2.2.5, 3.12.7, 5.3
Specifications, The	1.1.1, 1.1.6, 1.1.7, 1.2.4, 1.3, 3.11	Use of Site	3.13, 6.1.1, 6.2.1
Statute of Limitations	4.5.4.2, 12.2.6, 13.7	Values, Schedule of	9.2, 9.3.1
		Waiver of Claims: Final Payment	4.3.5, 4.5.1, 9.10.3
		Waiver of Claims by the Architect	13.4.2
		Waiver of Claims by the Contractor	9.10.4, 11.3.7, 13.4.2
		Waiver of Claims by the Owner	4.3.5, 4.5.1, 9.9.3, 9.10.3, 11.3.3, 11.3.5, 11.3.7, 13.4.2
		Waiver of Liens	9.10.2
		Waivers of Subrogation	6.1.1, 11.3.5, 11.3.7
		Warranty and Warranties	3.5, 4.2.9, 4.3.5.3, 9.3.3, 9.8.2, 9.9.1, 12.2.2, 13.7.1.3
		Weather Delays	4.3.8.2

AIA DOCUMENT A201 - GENERAL CONDITIONS OF THE CONTRACT FOR CONSTRUCTION - FOURTEENTH EDITION - AIA - COPYRIGHT 1987 - THE AMERICAN INSTITUTE OF ARCHITECTS, 1735 NEW YORK AVENUE N.W., WASHINGTON D.C. 20006-5292. WARNING: Unlicensed photocopying violates U.S. copyright laws and is subject to legal prosecution. This document was electronically produced with permission of the AIA and can be reproduced without violation until the date of expiration as noted below.

Electronic Format A201-1987

User Document: 201_NE~1.DOC -- 5/16/2001. AIA License Number 105348, which expires on 12/31/2001 -- Page #5

When Arbitration May Be Demanded	4.5.4	Written Notice	2.3, 2.4, 3.9, 3.12.8, 3.12.9, 4.3, 4.4.4,
Work, Definition of	1.1.3		4.5, 5.2.1, 5.3, 5.4.1.1, 8.2.2, 9.4.1, 9.5.1, 9.7, 9.10, 10.1.2,
Written Consent	1.3.1, 3.12.8, 3.14.2, 4.1.2, 4.3.4,		10.2.6, 11.1.3, 11.3, 12.2.2, 12.2.4, 13.3, 13.5.2, 14
	4.5.5, 9.3.2, 9.8.2, 9.9.1, 9.10.2, 9.10.3, 10.1.2, 10.1.3	Written Orders	2.3, 3.9, 4.3.7,
	11.3.1, 11.3.1.4, 11.3.11, 13.2, 13.4.2		7, 8.2.2, 11.3.9, 12.1, 12.2, 13.5.2, 14.3.1
Written Interpretations	4.2.11, 4.2.12, 4.3.7		

GENERAL CONDITIONS OF THE CONTRACT FOR CONSTRUCTION

ARTICLE 1 GENERAL PROVISIONS

1.1 BASIC DEFINITIONS

1.1.1 THE CONTRACT DOCUMENTS

The Contract Documents consist of the Agreement between Owner and Contractor (hereinafter the Agreement), Conditions of the Contract (General, Supplementary and other Conditions), Drawings, Specifications, addenda issued prior to execution of the Contract, other documents listed in the Agreement and Modifications issued after execution of the Contract. A Modification is (1) a written amendment to the Contract signed by both parties, (2) a Change Order, (3) a Construction Change Directive or (4) a written order for a minor change in the Work issued by the Architect. Unless specifically enumerated in the Agreement, the Contract Documents do not include other documents such as bidding requirements (advertisement or invitation to bid, Instructions to Bidders, sample forms, the Contractor's bid or portions of addenda relating to bidding requirements).

1.1.1.1 In the event of conflict or discrepancies among the Contract Documents, the Documents shall be construed according to the following priorities:

Highest Priority: Modifications

Second Priority: Agreement

Third Priority: Addenda - later date to take precedence

Fourth Priority: Modified General Conditions

Fifth Priority: Division 1 - General Requirements

Sixth Priority: Drawings and Specifications

1.1.1.2 In the event of uncertainty as to the type or quality of materials to be supplied, the Specifications shall govern, unless otherwise directed by written Addendum.

1.1.1.3 Except for the special agreements in Paragraph 3.18, nothing contained in the Contract Documents shall be construed to create any contractual relationship of any kind between the Architect and the Contractor.

1.1.1.4 In the event of a discrepancy between the Drawings and the Specifications, the Specifications shall govern.

1.1.2 THE CONTRACT

The Contract Documents form the Contract for Construction. The Contract represents the entire and integrated agreement between the parties hereto and supersedes prior negotiations, representations or agreements, either written or oral. The Contract may be amended or modified only by a Modification. The Contract Documents shall not be construed to create a contractual relationship of any kind (1) between the Architect and Contractor, (2) between the Owner and a Subcontractor or Sub-subcontractor or (3) between any persons or entities other than the Owner and Contractor. The Architect shall, however, be entitled to performance and enforcement of obligations under the Contract intended to facilitate performance of the Architect's duties.

1.1.3 THE WORK

The term "Work" means the construction and services required by the Contract Documents, whether completed or partially completed, and includes all other labor, materials, equipment and services provided or to be provided by the Contractor to fulfill the Contractor's obligations. The Work may constitute the whole or a part of the Project.

1.1.4 THE PROJECT

The Project is the total construction of which the Work performed under the Contract Documents may be the whole or a part and which may include construction by the Owner or by separate contractors.

1.1.5 THE DRAWINGS

The Drawings are the graphic and pictorial portions of the Contract Documents, wherever located and whenever issued, showing the design, location and dimensions of the Work, generally including plans, elevations, sections, details, schedules and diagrams.

1.1.6 THE SPECIFICATIONS

The Specifications are that portion of the Contract Documents consisting of the written requirements for materials, equipment, construction systems, standards and workmanship for the Work, and performance of related services.

1.1.7 THE PROJECT MANUAL

The Project Manual is the volume usually assembled for the Work which may include the bidding requirements, sample

AIA DOCUMENT A201 - GENERAL CONDITIONS OF THE CONTRACT FOR CONSTRUCTION - FOURTEENTH EDITION - AIA - COPYRIGHT 1987 - THE AMERICAN INSTITUTE OF ARCHITECTS, 1735 NEW YORK AVENUE N.W., WASHINGTON D.C. 20006-5292.. WARNING; Unlicensed photocopying violates U.S. copyright laws and is subject to legal prosecution. This document was electronically produced with permission of the AIA and can be reproduced without violation until the date of expiration as noted below.

Electronic Format A201-1987

forms, Conditions of the Contract and Specifications. _____

1.1.8 Phrases like "with reasonable promptness" and "so as to cause no delay" and similar phrases are used throughout the Contract to indicate the time frame within which a party to the Contract is required to perform. These terms are to be interpreted within the context of the Contractor's Project CPM Schedule, and all elements of the Contract requiring timely execution are to be separately and distinctly included in the Contractor's Project CPM Schedule. The Project CPM Schedule will then be the determinant of the number of days available to perform these works and the dates on which they are individually required.

1.2 EXECUTION, CORRELATION AND INTENT

1.2.1 The Contract Documents shall be signed by the Owner and Contractor as provided in the Agreement. If either the Owner or Contractor or both do not sign all the Contract Documents, the Architect shall identify such unsigned Documents upon request.

1.2.2 Execution of the Contract by the Contractor is a representation that the Contractor has visited the site, become familiar with local conditions under which the Work is to be performed and correlated personal observations with requirements of the Contract Documents.

1.2.3 The intent of the Contract Documents is to include all items necessary for the proper execution and completion of the Work by the Contractor. The Contract Documents are complementary, and what is required by one shall be as binding as if required by all; performance by the Contractor shall be required only to the extent consistent with the Contract Documents and reasonably inferable from them as being necessary to produce the intended results.

1.2.4 Organization of the Specifications into divisions, sections and articles, and arrangement of Drawings shall not control the Contractor in dividing the Work among Subcontractors or in establishing the extent of Work to be performed by any trade.

1.2.5 Unless otherwise stated in the Contract Documents, words which have well-known technical or construction industry meanings are used in the Contract Documents in accordance with such recognized meanings.

1.3 OWNERSHIP AND USE OF ARCHITECT'S DRAWINGS, SPECIFICATIONS AND OTHER DOCUMENTS

1.3.1 The Drawings, Specifications and other documents prepared by the Architect are instruments of the Architect's

service through which the Work to be executed by the Contractor is described. The Contractor may retain one contract record set. Neither the Contractor nor any Subcontractor, Sub-subcontractor or material or equipment supplier shall own or claim a copyright in the Drawings, Specifications and other documents prepared by the Architect, ~~and unless otherwise indicated the Architect shall be deemed the author of them and will retain all common law, statutory and other reserved rights, in addition to the copyright.~~ All copies of them, except the Contractor's record set, shall be returned or suitably accounted for to the Architect, on request, upon completion of the Work. The Drawings, Specifications and other documents prepared by the Architect, and copies thereof furnished to the Contractor, are for use solely with respect to this Project. They are not to be used by the Contractor or any Subcontractor, Sub-subcontractor or material or equipment supplier on other projects or for additions to this Project outside the scope of the Work without the specific written consent of the Owner and Architect. The Contractor, Subcontractors, Sub-subcontractors and material or equipment suppliers are granted a limited license to use and reproduce applicable portions of the Drawings, Specifications and other documents prepared by the Architect appropriate to and for use in the execution of their Work under the Contract Documents. All copies made under this license shall bear the statutory copyright notice, if any, shown on the Drawings, Specifications and other documents prepared by the Architect. Submittal or distribution to meet official regulatory requirements or for other purposes in connection with this Project is not to be construed as publication in derogation of the Architect's copyright or other reserved rights.

1.4 CAPITALIZATION

1.4.1 Terms capitalized in these General Conditions include those which are (1) specifically defined, (2) the titles of numbered articles and identified references to Paragraphs, Subparagraphs and Clauses in the document or (3) the titles of other documents published by the American Institute of Architects.

1.5 INTERPRETATION

1.5.1 In the interest of brevity the Contract Documents frequently omit modifying words such as "all" and "any" and articles such as "the" and "an," but the fact that a modifier or an article is absent from one statement and appears in another is not intended to affect the interpretation of either statement.

ARTICLE 2

AIA DOCUMENT A201 - GENERAL CONDITIONS OF THE CONTRACT FOR CONSTRUCTION - FOURTEENTH EDITION - AIA - COPYRIGHT 1987 - THE AMERICAN INSTITUTE OF ARCHITECTS, 1735 NEW YORK AVENUE N.W., WASHINGTON D.C. 20006-5292. WARNING; Unlicensed photocopying violates U.S. copyright laws and is subject to legal prosecution. This document was electronically produced with permission of the AIA and can be reproduced without violation until the date of expiration as noted below.

Electronic Format A201-1987

OWNER

2.1 DEFINITION

2.1.1 The Owner is the person or entity identified as such in the Agreement and is referred to throughout the Contract Documents as if singular in number. The Owner shall designate in writing a representative who shall have express authority to bind the Owner with respect to all matters requiring the Owner's approval or authorization. Except as provided in Subparagraph 4.2.1, the Architect does not have such authority. The term "Owner" means the Owner or the Owner's authorized representative.

2.1.2 Within fifteen days after receipt of a written request, The Owner upon reasonable written request shall furnish to the Contractor in writing information which is necessary and relevant for the Contractor to evaluate, give notice of or enforce mechanic's lien rights. Such information shall include a correct statement of the record legal title to the property on which the Project is located, usually referred to as the site, and the Owner's interest therein at the time of execution of the Agreement and, within five days after any change, information of such change in title, recorded or unrecorded.

2.2 INFORMATION AND SERVICES REQUIRED OF THE OWNER

2.2.1 ~~The Owner shall, at the request of the Contractor, prior to execution of the Agreement and promptly from time to time thereafter, furnish to the Contractor reasonable evidence that financial arrangements have been made to fulfill the Owner's obligations under the Contract. [Note: Unless such reasonable evidence were furnished on request prior to the execution of the Agreement, the prospective contractor would not be required to execute the Agreement or to commence the Work.]~~

2.2.2 The Owner shall furnish surveys describing physical characteristics, legal limitations and utility locations for the site of the Project, and a legal description of the site.

2.2.3 Except for permits and fees, and including those required under Subparagraph 3.7.1, which are the responsibility of the Contractor under the Contract Documents, the Owner shall secure and pay for necessary approvals, easements, assessments and charges required for construction, use or occupancy of permanent structures or for permanent changes in existing facilities.

2.2.4 Information or services under the Owner's control and required by the Contract Documents shall be furnished by the Owner with reasonable promptness to avoid delay in orderly progress of the Work. Any other

information or services relevant to the Contractor's performance of the Work under the Owner's control shall be furnished by the Owner after receipt from the Contractor of a written request for such information or services.

2.2.5 ~~Unless otherwise provided in the Contract Documents, the Contractor will be furnished, free of charge, such copies of Drawings and Project Manuals as are reasonably necessary for execution of the Work. The Contractor will be furnished free of charge with 6 sets of drawings and project manuals. Additional sets will be made available to the Contractor, at the cost of reproductions postage and handling, in an electronic and reproducible format.~~

2.2.6 The foregoing are in addition to other duties and responsibilities of the Owner enumerated herein and especially those in respect to Article 6 (Construction by Owner or by Separate Contractors), Article 9 (Payments and Completion) and Article 11 (Insurance and Bonds).

2.3 OWNER'S RIGHT TO STOP THE WORK

2.3.1 If the Contractor fails to correct Work which is not in accordance with the requirements of the Contract Documents as required by Paragraph 12.2 or persistently fails to carry out Work in accordance with the Contract Documents, the Owner, by written order signed personally or by an agent specifically so empowered by the Owner in writing, may order the Contractor to stop the Work, or any portion thereof, until the cause for such order has been eliminated; however, the right of the Owner to stop the Work shall not give rise to a duty on the part of the Owner to exercise this right for the benefit of the Contractor or any other person or entity, except to the extent required by Subparagraph 6.1.3.

2.4 OWNER'S RIGHT TO CARRY OUT THE WORK

2.4.1 If the Contractor defaults or neglects to carry out the Work in accordance with the Contract Documents and fails within a seven-day period after receipt of written notice from the Owner to commence and continue correction of such default or neglect with diligence and promptness, the Owner may after such seven-day period give the Contractor a second written notice to correct such deficiencies within a second seven-day period. If the Contractor within such second seven-day period after receipt of such second notice fails to commence and continue to correct any deficiencies, the Owner may, without prejudice to other remedies the Owner may have, correct such deficiencies. In such case an appropriate Change Order shall be issued deducting from payments then or thereafter due the Contractor the cost of

correcting such deficiencies, including compensation for the Architect's additional services and expenses made necessary by such default, neglect or failure. Such action by the Owner and amounts charged to the Contractor are both subject to prior approval of the Architect. If payments then or thereafter due the Contractor are not sufficient to cover such amounts, the Contractor shall pay the difference to the Owner.

ARTICLE 3 CONTRACTOR

3.1 DEFINITION

3.1.1 The Contractor is the person or entity identified as such in the Agreement and is referred to throughout the Contract Documents as if singular in number. The term "Contractor" means the Contractor or the Contractor's authorized representative.

3.2 REVIEW OF CONTRACT DOCUMENTS AND FIELD CONDITIONS BY CONTRACTOR

3.2.1 Before starting the work, and at frequent intervals during the progress thereof, The Contractor shall carefully study and compare the Contract Documents with each other and with information furnished by the Owner pursuant to Subparagraph 2.2.2 and shall at once report to the Architect errors, inconsistencies or omissions discovered. The Contractor shall not be liable to the Owner or Architect for damage resulting from errors, inconsistencies or omissions in the Contract Documents unless the Contractor recognized such error, inconsistency or omission and knowingly failed to report it to the Architect. If the Contractor performs any construction activity knowing it involves a recognized error, inconsistency or omission in the Contract Documents without such notice to the Architect, the Contractor shall assume appropriate responsibility for such performance and shall bear an appropriate amount of the attributable costs for correction.

3.2.2 The Contractor shall take field measurements and verify field conditions and shall carefully compare such field measurements and conditions and other information known to the Contractor with the Contract Documents before commencing activities. Errors, inconsistencies or omissions discovered shall be reported to the Architect at once.

3.2.3 The Contractor shall perform the Work in accordance with the Contract Documents and submittals approved pursuant to Paragraph 3.12.

3.2.4 The Contractor shall give the Architect timely notice of any additional design drawings, specifications,

or instructions required to define the Work in greater detail, in order to permit the proper progress of the Work.

3.2.5 Any necessary changes shall be ordered as provided in Article 7, Changes in the Work.

* See Page 10A for inserts of 3.2.6, 3.2.7 & 3.2.8.

3.3 SUPERVISION AND CONSTRUCTION PROCEDURES

3.3.1 The Contractor shall supervise and direct the Work, using the Contractor's best skill and attention. The Contractor shall be solely responsible for and have control over construction means, methods, techniques, sequences and procedures and for coordinating all portions of the Work under the Contract, unless Contract Documents give other specific instructions concerning these matters.

3.3.2 The Contractor shall be responsible to the Owner for acts and omissions of the Contractor's employees, Subcontractors and their agents and employees, and other persons performing portions of the Work under a contract with the Contractor.

3.3.3 The Contractor shall not be relieved of obligations to performing the Work in accordance with the Contract Documents either by activities or duties of the Architect in the Architect's administration of the Contract, or by tests, inspections or approvals required or performed by persons other than the Contractor.

3.3.4 The Contractor shall be responsible for inspection of portions of Work already performed under this Contract to determine that such portions are in proper condition to receive subsequent Work.

3.4 LABOR AND MATERIALS

3.4.1 Unless otherwise provided in the Contract Documents, the Contractor shall provide and pay for labor, materials, equipment, tools, construction equipment and machinery, water, heat, utilities, transportation, and other facilities and services necessary for proper execution and completion of the Work, whether temporary or permanent and whether or not incorporated or to be incorporated in the Work.

3.4.2 The Contractor shall enforce strict discipline and good order among the Contractor's employees and other persons carrying out the Contract. The Contractor shall not permit employment of unfit persons or persons not skilled in tasks assigned to them.

3.4.3 After the Contract has been executed, the Owner

ARTICLE 3

3.2.6

The Contractor shall assist in the coordination of all Work as set forth in the Drawings and Specifications.

3.2.7

The Contractor shall be held to have examined the premises and Site so as to compare them with the Contract Drawings and Specifications and to have satisfied himself as to the condition of the premises, any obstruction, the actual levels, and all excavating, filling, etc., necessary for carrying out the Work before the submission of the Guaranteed Maximum Price to the Owner. The Contractor shall also acquaint himself with the character and extent of the Owner's and any other contractor's operations in the area of the Work, so that he may make his construction plans accordingly.

3.2.8

The Contractor shall comply with the rules and regulations of the Owner in place at the time of the GMP and those pertinent to its hospital facilities, concerning restrictions or access to patient care areas and shall obtain Owner's approval to enter any patient or related service area prior to making any examination or inspection of the Site or surrounding areas.

and the Architect will consider a formal written request by the Contractor for the substitution of products in place of those specified only under the conditions set forth in the Contract Documents, Section 01600 Product Requirements 01300

3.5 WARRANTY

3.5.1 The Contractor warrants to the Owner and Architect that materials and equipment furnished under the Contract will be of good quality and new unless otherwise required or permitted by the Contract Documents, that the Work will be free from defects not inherent in the quality required or permitted, and that the Work will conform with the requirements of the Contract Documents. Work not conforming to these requirements, including substitutions not properly approved and authorized, may be considered defective. The Contractor's warranty excludes remedy for damage or defect caused by abuse, modifications not executed by the Contractor, improper or insufficient maintenance, improper operation, or normal wear and tear under normal usage. If required by the Architect, the Contractor shall furnish satisfactory evidence as to the kind and quality of materials and equipment.

3.6 TAXES

3.6.1 The Contractor shall pay sales, consumer, use and similar taxes for the Work or portions thereof provided by the Contractor which are legally enacted when bids are received or negotiations concluded, whether or not yet effective or merely scheduled to go into effect.

3.7 PERMITS, FEES AND NOTICES

3.7.1 Unless otherwise provided in the Contract Documents, the Contractor shall secure and pay for the building permit and other permits and governmental fees, licenses and inspections necessary for proper execution and completion of the Work which are customarily secured after execution of the Contract and which are legally required when bids are received or negotiations concluded.

3.7.2 The Contractor shall comply with and give notices required by laws, ordinances, rules, regulations and lawful orders of public authorities bearing on performance of the Work.

3.7.3 It is not the Contractor's responsibility to ascertain that the Contract Documents are in accordance with applicable laws, statutes, ordinances, building codes, and rules and regulations. However, if the Contractor observes that portions of the Contract Documents are at variance therewith, the Contractor shall promptly notify the Architect and Owner in writing, and necessary changes shall be

accomplished by appropriate Modification.

3.7.4 If the Contractor performs Work knowing it to be contrary to laws, statutes, ordinances, building codes, and rules and regulations without such notice to the Architect and Owner, the Contractor shall assume full responsibility for such Work and shall bear the attributable costs.

3.8 ALLOWANCES

3.8.1 The Contractor shall include in the Contract Sum all allowances stated in the Contract Documents. Items covered by allowances shall be supplied for such amounts and by such persons or entities as the Owner may direct, but the Contractor shall not be required to employ persons or entities against which the Contractor makes reasonable objection.

3.8.2 Unless otherwise provided in the Contract Documents:

- .1 materials and equipment under an allowance shall be selected promptly by the Owner to avoid delay in the Work;
- .2 allowances shall cover the cost to the Contractor of materials and equipment delivered at the site and all required taxes, less applicable trade discounts;
- .3 Contractor's costs for unloading and handling at the site, labor, installation costs, overhead, profit and other expenses contemplated for stated allowance amounts shall be included in the Contract Sum and not in the allowances;
- .4 whenever costs are more than or less than allowances, the Contract Sum shall be adjusted accordingly by Change Order. The amount of the Change Order shall reflect (1) the difference between actual costs and the allowances under Clause 3.8.2.2 and (2) changes in Contractor's costs under Clause 3.8.2.3.

3.9 ~~XXXXXXXXXXXXXXXXXXXX~~ SUPERINTENDENT CONSTRUCTION PROJECT PERSONNEL

3.9.1 ~~The Contractor shall employ a competent superintendent and necessary assistants who shall be in attendance at the Project site during performance of the Work. The superintendent shall represent the Contractor, and communications given to the superintendent shall be as binding as if given to the Contractor. Important communications shall be confirmed in writing. Other communications shall be similarly confirmed on written request in each case.~~ The Contractor shall assign a competent Construction Superintendent and Project

Manager, reasonably acceptable to the Owner, and an adequate workforce during the progress of the Work until the date of Substantial Completion, and for such additional time thereafter as necessary for the expeditious Total Completion of the Work.

3.9.2 The Construction Superintendent and the workforce shall be in attendance at the Project site.

3.9.3 The Contractor shall provide and maintain a telephone pager for use by the Construction Superintendent. The Construction Superintendent shall wear the pager at all times that he is, by contract, required to be present at the Project site. The pager number shall be issued to MMC's Project Manager, MMC's Engineering Services Secretarial Staff, and the Architect.

3.9.4 If the Owner has reasonable objection to the Construction Superintendent and/or the Project Manager, the Contractor shall remove the Construction Superintendent and/or Project Manager if requested to do so in writing by the Owner. The Contractor shall promptly submit a competent person and, upon acceptance by the Owner, replace the removed person with the accepted person.

3.9.5 The Contractor shall not make any changes in Construction Project Personnel without prior written approval from the Owner.

3.9.6 The Contractor shall provide the resumes of the proposed Construction Project Personnel as an attachment to the Contractor's bid proposal.

3.9.7 The Project Manager shall represent the Contractor, and communications given to the Project Manager shall be binding as if given to the Contractor. Communications shall be confirmed in writing.

3.10 CONTRACTOR'S CONSTRUCTION SCHEDULES

3.10.1 The Contractor, promptly after being awarded the Contract, shall prepare and submit for the Owner's and Architect's information a Contractor's construction schedule for the Work. The schedule shall not exceed time limits current under the Contract Documents, shall be revised at appropriate intervals as required by the conditions of the Work and Project, shall be related to the entire Project to the extent required by the Contract Documents, and shall provide for expeditious and practicable execution of the Work. Time is of the essence in the performance of the Work under

this Contract.

3.10.2 The Contractor shall prepare and keep current, for the Architect's approval, a schedule of submittals which is coordinated with the Contractor's construction schedule and allows the Architect reasonable time to review submittals. The Owner and Contractor recognize the importance of scheduling in the planning and execution of the Work. To this end, the Owner has prepared a scheduling specification, Section 01325 - Project CPM Schedule. The Contractor's scheduling shall conform to these specifications.

3.10.3 The Contractor shall conform to the most recent schedules. Notwithstanding the requirements of Section 01325, the Contractor shall:

- (a) Use CPM methodology in all scheduling;
- (b) Prepare and submit a Project CPM Schedule for acceptance by the Owner;
- (c) Prepare and submit monthly progress updates;
- (d) Prepare for and participate in monthly progress review and contemporaneous period analysis meetings;
- (e) Support all claims for extensions of time with a contemporaneous period analysis; and
- (f) Support all change order applications with relevant scheduling showing the impact of the proposed change order on the Work.

3.11 DOCUMENTS AND SAMPLES AT THE SITE

3.11.1 The Contractor shall maintain at the site for the Owner one record copy of the Drawings, Specifications, addenda, Change Orders and other Modifications, in good order and marked currently to record changes and selections made during construction, and in addition approved Shop Drawings, Product Data, Samples and similar required submittals. These shall be available to the Architect and shall be delivered to the Architect for submittal to the Owner upon completion of the Work.

3.12 SHOP DRAWINGS, PRODUCT DATA AND SAMPLES

3.12.1 Shop Drawings are drawings, diagrams, schedules and other data specially prepared for the Work by the Contractor or a Subcontractor, Sub-subcontractor, manufacturer, supplier or distributor to illustrate some portion of the Work.

3.12.2 Product Data are illustrations, standard schedules, performance charts, instructions, brochures, diagrams and other information furnished by the Contractor to illustrate materials or equipment for some portion of the Work.

3.12.3 Samples are physical examples which illustrate materials, equipment or workmanship and establish standards by which the Work will be judged.

3.12.4 Shop Drawings, Product Data, Samples and similar submittals are not Contract Documents. The purpose of their submittal is to demonstrate for those portions of the Work for which submittals are required the way the Contractor proposes to conform to the information given and the design concept expressed in the Contract Documents. Review by the Architect is subject to the limitations of Subparagraph 4.2.7.

3.12.5 The Contractor shall review for compliance with the contract documents, approve and submit to the Architect Shop Drawings, Product Data, Samples and similar submittals required by the Contract Documents with reasonable promptness and in such sequence shown by the Project CPM Schedule so as to cause no critical path delay in the Work or in the activities of the Owner or of separate contractors. Submittals made by the Contractor which are not required by the Contract Documents may be returned without action.

3.12.6 The Contractor shall perform no portion of the Work requiring submittal and review of Shop Drawings, Product Data, Samples or similar submittals until the respective submittal has been approved by the Architect. Such Work shall be in accordance with approved submittals.

3.12.7 By approving and submitting Shop Drawings, Product Data, Samples and similar submittals, the Contractor represents that the Contractor has determined and verified materials, field measurements and field construction criteria related thereto, or will do so, and has checked and coordinated the information contained within such submittals with the requirements of the Work and of the Contract Documents.

3.12.8 The Contractor shall not be relieved of responsibility for deviations from requirements of the Contract Documents by the Architect's approval of Shop Drawings, Product Data, Samples or similar submittals unless the Contractor has specifically informed the Architect in writing of such deviation at the time of submittal and the Architect has given written approval to the specific deviation. The Contractor shall not be relieved of responsibility for errors or omissions in Shop Drawings, Product Data, Samples or similar submittals by the Architect's approval thereof.

3.12.9 The Contractor shall direct specific attention, in writing or on resubmitted Shop Drawings, Product Data, Samples or similar submittals, to revisions other than those requested by the Architect on previous submittals.

3.12.10 Informational submittals upon which the Architect is not expected to take responsive action may be so identified in the Contract Documents.

3.12.11 When professional certification of performance criteria of materials, systems or equipment is required by the Contract Documents, the Architect shall be entitled to rely upon the accuracy and completeness of such calculations and certifications.

3.13 USE OF SITE

3.13.1 The Contractor shall confine operations at the site to areas permitted by law, ordinances, permits and the Contract Documents and shall not unreasonably encumber the site with materials or equipment.

* See Page 13A for additional inserts here.

3.14 CUTTING AND PATCHING

3.14.1 The Contractor shall be responsible for cutting, fitting or patching required to complete the Work or to make its parts fit together properly.

3.14.2 The Contractor shall not damage or endanger a portion of the Work or fully or partially completed construction of the Owner or separate contractors by cutting, patching or otherwise altering such construction, or by excavation. The Contractor shall not cut or otherwise alter such construction by the Owner or a separate contractor except with written consent of the Owner and of such separate contractor; such consent shall not be unreasonably withheld. The Contractor shall not unreasonably withhold from the Owner or a separate contractor the Contractor's consent to cutting or otherwise altering the Work.

3.15 CLEANING UP

3.15.1 The Contractor shall keep the premises and surrounding area free from accumulation of waste materials or rubbish caused by operations under the Contract. At completion of the Work the Contractor shall remove from and about the Project waste materials, rubbish, the Contractor's tools, construction equipment, machinery and surplus materials.

3.15.2 If the Contractor fails to clean up as provided in the Contract Documents, the Owner may do so and the cost thereof shall be charged to the Contractor.

3.16 ACCESS TO WORK

3.16.1 The Contractor shall provide the Owner and Architect access to the Work in preparation and progress wherever located.

3.17 ROYALTIES AND PATENTS

3.17.1 The Contractor shall pay all royalties and license fees. The Contractor shall defend suits or claims for infringement of patent rights and shall hold the Owner and Architect harmless from loss on account thereof, but shall not be responsible for such defense or loss when a particular design, process or product of a particular manufacturer or manufacturers is required by the Contract Documents. However, if the Contractor has reason to believe that the required design, process or product is an infringement of a patent, the Contractor shall be responsible for such loss unless such information is promptly furnished to the Architect.

3.18 INDEMNIFICATION *

3.18.1 To the fullest extent permitted by law, and to the extent claims, damages, losses or expenses are not covered by Project Management Protective Liability Insurance purchased by the Contractor in accordance with Paragraph 11.3, the Contractor shall indemnify and hold harmless the Owner, Architect, Architect's consultants, and agents and employees of any of them from and against claims, damages, losses and expenses, including but not limited to attorneys' fees, arising out of or resulting from performance of the Work, provided that such claim, damage, loss or expense is attributable to bodily injury, sickness, disease or death, or to injury to or destruction of tangible property (other than the Work itself) ~~including loss of use resulting therefrom,~~ but only to the extent caused in whole or in part by negligent acts or omissions of the Contractor, a Subcontractor, anyone directly or indirectly employed by them, or anyone for whose acts they may be liable, regardless of whether or not such claim, damage, loss or expense is caused in part by a party indemnified hereunder. Such obligation shall not be construed to negate, abridge, or reduce other rights or obligations of indemnity which would otherwise exist as to a party or person described in this Paragraph 3.18. *See page 14A for amendments.

3.18.2 In claims against any person or entity indemnified under this Paragraph 3.18 by an employee of the Contractor, a Subcontractor, anyone directly or indirectly employed by them or anyone for whose acts they may be liable, the indemnification obligation under this Paragraph 3.18.1 shall not be limited by a limitation on amount or type of damages, compensation or benefits payable by or for the Contractor or a Subcontractor under workers' or workmen's compensation acts, disability benefit acts or other employee benefit acts.

3.18.3 ~~The obligations of the Contractor under this Paragraph 3.18 shall not extend to the liability of the~~

~~Architect, the Architect's consultants, and agents and employees of any of them arising out of (1) the preparation or approval of maps, drawings, opinions, reports, surveys, Change Orders, designs or specifications, or (2) the giving of or the failure to give directions or instructions by the Architect, the Architect's consultants, and agents and employees of any of them provided such giving or failure to give is the primary cause of the injury or damage.~~

ARTICLE 4 ADMINISTRATION OF THE CONTRACT

4.1 ARCHITECT

4.1.1 The Architect is the person lawfully licensed to practice architecture or an entity lawfully practicing architecture identified as such in the Agreement and is referred to throughout the Contract Documents as if singular in number. The term "Architect" means the Architect or the Architect's authorized representative.

4.1.2 Duties, responsibilities and limitations of authority of the Architect as set forth in the Contract Documents shall not be restricted, modified or extended without written consent of the Owner, Contractor and Architect. Consent shall not be unreasonably withheld.

4.1.3 In case of termination of employment of the Architect, the Owner shall appoint an architect against whom the Contractor makes no reasonable objection and whose status under the Contract Documents shall be that of the former architect.

4.1.4 ~~Disputes arising under Subparagraphs 4.1.3 and 4.1.3 shall be subject to arbitration.~~

4.2 ARCHITECT'S ADMINISTRATION OF THE CONTRACT

4.2.1 The Architect will provide administration of the Contract as described in the Contract Documents, and will be ~~the~~ an Owner's representative (1) during construction, (2) until final payment is due and (3) with the Owner's concurrence, from time to time during the correction period described in Paragraph 12.2. The Architect will advise and consult with the Owner. The Architect will have authority to act on behalf of the Owner only to the extent provided in the Contract Documents, unless otherwise modified by written instrument in accordance with other provisions of the Contract.

4.2.2 The Architect will visit the site at intervals appropriate to the stage of construction to become generally familiar with the progress and quality of the completed Work

AIA DOCUMENT A201 - GENERAL CONDITIONS OF THE CONTRACT FOR CONSTRUCTION - FOURTEENTH EDITION - AIA - COPYRIGHT 1987 - THE AMERICAN INSTITUTE OF ARCHITECTS, 1735 NEW YORK AVENUE N.W., WASHINGTON D.C. 20006-5292. WARNING; Unlicensed photocopying violates U.S. copyright laws and is subject to legal prosecution. This document was electronically produced with permission of the AIA and can be reproduced without violation until the date of expiration as noted below.

Electronic Format A201-1987

3.13.2 The right of possession of the Site and the improvements made thereon by the Contractor shall remain at all times in the Owner. The Contractor's right to entry and use thereof arises solely from the permission granted by the Owner under the Contract Documents.

3.13.3 The Contractor shall not, without the Owner's prior written consent, install or maintain any sign, trademark, advertisement, or other identification symbol in or about the Site. The Owner shall have the right, without notice to the Contractor to remove any sign, trademark, advertisement or other identification symbol installed in violation of this Article 3.13.3, at the Contractor's expense.

3.13.4 The Contractor shall confine his equipment, storage of materials, and the operations of his workmen to limits indicated by the Contract Documents, law, ordinances, permits and directions of the Owner and shall not unreasonably encumber the Site with his materials. The Contractor shall not load or permit any part of a structure to be loaded with a weight that will endanger its safety. The Contractor shall enforce the Owner's instructions regarding signs, advertisements, fires and smoking.

3.13.5 The Contractor, all Subcontractors and their employees and agents shall be subject to and shall at all times conform to the Owner's rules and requirements in place at the time of the GMP for the protection of the hospital, materials, equipment and Owner's patients and employees.

3.13.6 The Contractor shall consult with the Owner as to the priority of items of work so as not to interfere with the Owner's operations. Contractor shall also consult with the Owner as to the available space for storage of materials and location in the Owner's facilities, places of access to the work, etc., and all shall be arranged to suit the Owner's requirements. Materials and equipment shall be placed to avoid interference with the work of others and the Owner.

3.13.7 The Contractor is liable for damage to the existing facilities, parking lots, roads and grounds and is required to restore any such area that is damaged to its original condition at no additional cost to the Owner.

3.13.8 The Contractor shall render all necessary assistance to the Owner, and, if required, shall take and furnish the Owner with levels, measurements, etc., of the Work."

3.18.1

At the end of 3.18.1 Add:

"Provided, however, that Contractor's liability hereunder relating to Owner's property damage shall be limited to actual property damage to the Work and other tangible property of Owner, including actual costs and losses resulting from such property damage, but the Owner hereby waives all other claims for consequential damages, including speculative or punitive damages.

4.1.2

The duties, responsibilities and limitations of authority of the Architect as Owner's representative during construction as set forth in the Contract Documents will not be modified or extended without Architect's and Owner's written consent which will be shown to the Contractor prior to modifications of authority becoming effective.

and to determine in general if the Work is being performed in a manner indicating that the Work, when completed, will be in accordance with the Contract Documents. However, the Architect will not be required to make exhaustive or continuous on-site inspections to check quality or quantity of the Work. On the basis of on-site observations as an architect, the Architect will keep the Owner informed of progress of the Work, and will endeavor to guard the Owner against defects and deficiencies in the Work.

4.2.3 The Architect will not have control over or charge of and will not be responsible for construction means, methods, techniques, sequences or procedures, or for safety precautions and programs in connection with the Work, since these are solely the Contractor's responsibility as provided in Paragraph 3.3. The Architect will not be responsible for the Contractor's failure to carry out the Work in accordance with the Contract Documents. The Architect will not have control over or charge of and will not be responsible for acts or omissions of the Contractor, Subcontractors, or their agents or employees, or of any other persons performing portions of the Work.

4.2.4 Communications Facilitating Contract Administration. Except as otherwise provided in the Contract Documents or when direct communications have been specially authorized, the Owner and Contractor shall endeavor to communicate through the Architect. Communications by and with the Architect's consultants shall be through the Architect. Communications by and with Subcontractors and material suppliers shall be through the Contractor. Communications by and with separate contractors shall be through the Owner.

4.2.5 Based on the Architect's observations and evaluations of the Contractor's Applications for Payment, the Architect will review and certify the amounts due the Contractor and will issue Certificates for Payment in such amounts.

4.2.6 The Architect will have authority to reject Work which does not conform to the Contract Documents. Whenever the Architect considers it necessary or advisable for implementation of the intent of the Contract Documents, the Architect will have authority to require additional inspection or testing of the Work in accordance with Subparagraphs 13.5.2 and 13.5.3, whether or not such Work is fabricated, installed or completed. However, neither this authority of the Architect nor a decision made in good faith either to exercise or not to exercise such authority shall give rise to a duty or responsibility of the Architect to the Contractor, Subcontractors, material and equipment suppliers, their agents or employees, or other persons performing portions of the Work.

4.2.7 The Architect will review and approve or take other appropriate action upon the Contractor's submittals such as Shop Drawings, Product Data and Samples, but only for the limited purpose of checking for conformance with information given and the design concept expressed in the Contract Documents. The Architect's action will be taken with such reasonable promptness as to cause no critical path delay in the Work or in the activities of the Owner, Contractor or separate contractors, while allowing sufficient time in the Architect's professional judgment to permit adequate review. Review of such submittals is not conducted for the purpose of determining the accuracy and completeness of other details such as dimensions and quantities, or for substantiating instructions for installation or performance of equipment or systems, all of which remain the responsibility of the Contractor as required by the Contract Documents. The Architect's review of the Contractor's submittals shall not relieve the Contractor of the obligations under Paragraphs 3.3, 3.5 and 3.12. The Architect's review shall not constitute approval of safety precautions or, unless otherwise specifically stated by the Architect, of any construction means, methods, techniques, sequences or procedures. The Architect's approval of a specific item shall not indicate approval of an assembly of which the item is a component.

4.2.8 The Architect will prepare Change Orders and Construction Change Directives, and may authorize minor changes in the Work as provided in Paragraph 7.4.

4.2.9 The Architect will conduct inspections to determine the date or dates of Substantial Completion and the date of final completion, will receive and forward to the Owner for the Owner's review and records written warranties and related documents required by the Contract and assembled by the Contractor, and will issue a final Certificate for Payment upon compliance with the requirements of the Contract Documents.

4.2.10 If the Owner and Architect agree, the Architect will provide one or more project representatives to assist in carrying out the Architect's responsibilities at the site. The duties, responsibilities and limitations of authority of such project representatives shall be as set forth in an exhibit to be incorporated in the Contract Documents.

4.2.11 The Architect will interpret and decide matters concerning performance under and requirements of the Contract Documents on written request of either the Owner or Contractor. The Architect's response to such requests will be made with reasonable promptness and within any time limits agreed upon. If no agreement is made concerning the time within which interpretations required of the Architect shall be furnished in compliance with this Paragraph 4.2, then delay

shall not be recognized on account of failure by the Architect to furnish such interpretations until 15 days after written request is made for them.

4.2.12 Interpretations and decisions of the Architect will be consistent with the intent of and reasonably inferable from the Contract Documents and will be in writing or in the form of drawings. When making such interpretations and decisions, the Architect will endeavor to secure faithful performance by both Owner and Contractor, will not show partiality to either and will not be liable for results of interpretations or decisions so rendered in good faith.

4.2.13 The Architect's decisions on matters relating to aesthetic effect will be final if consistent with the intent expressed in the Contract Documents.

4.3 CLAIMS AND DISPUTES

4.3.1 Definition. A Claim is a demand or assertion by one of the parties seeking, as a matter of right, adjustment or interpretation of Contract terms, payment of money, extension of time or other relief with respect to the terms of the Contract. The term "Claim" also includes other disputes and matters in question between the Owner and Contractor arising out of or relating to the Contract. Claims must be made initiated by written notice. The responsibility to substantiate Claims shall rest with the party making the Claim.

4.3.2 Decision of Architect. Claims, including those alleging an error or omission by the Architect, shall be referred initially to the Architect for action as provided in Paragraph 4.4. A decision by the Architect, as provided in Subparagraph 4.4.4, shall be required as a condition precedent to ~~arbitration or~~ litigation of a Claim between the Contractor and Owner as to all such matters arising prior to the date final payment is due, regardless of (1) whether such matters relate to execution and progress of the Work or (2) the extent to which the Work has been completed. The decision by the Architect in response to a Claim shall not be a condition precedent to ~~arbitration or~~ litigation in the event (1) the position of Architect is vacant, (2) the Architect has not received evidence or has failed to render a decision within agreed time limits, (3) the Architect has failed to take action required under Subparagraph 4.4.4 within 30 days after the Claim is made, (4) 45 days have passed after the Claim has been referred to the Architect or (5) the Claim relates to a mechanic's lien.

4.3.3 Time Limits on Claims. Claims by either party must be made within 21 7 calendar days after occurrence of the event giving rise to such Claim or within 21 7 calendar days after the claimant first recognizes the condition giving

rise to the Claim, whichever is later. Claims must be made by written notice. An additional Claim made after the initial Claim has been implemented by Change Order will not be considered unless submitted in a timely manner.

4.3.4 Continuing Contract Performance. Pending final resolution of a Claim ~~including arbitration~~, unless otherwise agreed in writing the Contractor shall proceed diligently with performance of the Contract and the Owner shall continue to make payments in accordance with the Contract Documents.

4.3.5 Waiver of Claims: Final Payment. The making of final payment shall constitute a waiver of Claims by the Owner except those arising from:

- .1 liens, Claims, security interests or encumbrances arising out of the Contract and unsettled;
- .2 failure of the Work to comply with the requirements of the Contract Documents; or
- .3 terms of special warranties required by the Contract Documents.

4.3.6 Claims for Concealed or Unknown Conditions. If conditions are encountered at the site which are (1) subsurface or otherwise concealed physical conditions which differ materially from those indicated in the Contract Documents or (2) unknown physical conditions of an unusual nature, which differ materially from those ordinarily found to exist and generally recognized as inherent in construction activities of the character provided for in the Contract Documents, then notice by the observing party shall be given to the other party promptly before conditions are disturbed and in no event later than 21 7 calendar days after first observance of the conditions. The Architect will promptly investigate such conditions and, if they differ materially and cause an increase or decrease in the Contractor's cost of, or time required for, performance of any part of the Work, will recommend an equitable adjustment in the Contract Sum or Contract Time, or both. If the Architect determines that the conditions at the site are not materially different from those indicated in the Contract Documents and that no change in the terms of the Contract is justified, the Architect shall so notify the Owner and Contractor in writing, stating the reasons. Claims by either party in opposition to such determination must be made within 21 7 calendar days after the Architect has given notice of the decision. If the Owner and Contractor cannot agree on an adjustment in the Contract Sum or Contract Time, the adjustment shall be referred to the Architect for initial determination, subject to further proceedings pursuant to Paragraph 4.4.

§ 4.3.10 Claims for Consequential Damages. The Contractor and Owner waive Claims against each other for consequential damages arising out of or relating to this Contract. This mutual waiver includes:

- .1 damages incurred by the Owner for rental expenses, for losses of use, income, profit, financing, business and reputation, and for loss of management or employee productivity or of the services of such persons; and
- .2 damages incurred by the Contractor for principal office expenses including the compensation of personnel stationed there, for losses of financing, business and reputation, and for loss of profit except anticipated profit arising directly from the Work.

This mutual waiver is applicable, without limitation, to all consequential damages due to either party's termination in accordance with Article 14. Nothing contained in this Section 4.3.10 shall be deemed to preclude an award of liquidated damages, when applicable, in accordance with the requirements of the Contract Documents.

4.3.7 Claims for Additional Cost. If the Contractor wishes to make Claim for an increase in the Contract Sum, written notice as provided herein shall be given before proceeding to execute the Work. Prior notice is not required for Claims relating to an emergency endangering life or property arising under Paragraph 10.3. If the Contractor believes additional cost is involved for reasons including but not limited to (1) a written interpretation from the Architect, (2) an order by the Owner to stop the Work where the Contractor was not at fault, (3) a written order for a minor change in the Work issued by the Architect, (4) failure of payment by the Owner, (5) termination of the Contract by the Owner, (6) Owner's suspension or (7) other reasonable grounds, Claim shall be filed in accordance with the procedure established herein.

4.3.8 Claims for Additional Time

4.3.8.1 If the Contractor wishes to make Claim for all increase in the Contract Time, written notice as provided herein shall be given. The Contractor's Claim shall include an estimate of cost and of probable effect of delay on progress of the Work. In the case of a continuing delay only one Claim is necessary.

4.3.8.1.1 The Contractor shall have the burden of demonstrating the effect of the claimed delay on the Contract Time, and shall furnish the Owner with such documentation relating thereto as the Owner may require, including but not limited to a contemporaneous Project CPM Schedule update demonstrating, at the time of the occurrence of the delaying activity, the change to the Substantial Completion date of the Project due solely to the inclusion of the delaying activity.

4.3.8.2 If adverse weather conditions are the basis for a Claim for additional time, such Claim shall be documented by data substantiating that weather conditions were abnormal for the period of time and could not have been reasonably anticipated, and that weather conditions had an adverse effect on the ~~scheduled construction~~ Contractor's ability to perform critical path work. If another contractor works in the Portland greater regional area in similar conditions and performing similar work on that day, as determined by the Architect, no delay will be granted.

4.3.8.2.1 The Contractor must consider weather in the Project CPM Schedule by adding duration to those activities which are weather dependent and which occur during seasons when weather may be an issue.

4.3.9 Injury or Damage to Person or Property. If

either party to the Contract suffers injury or damage to person or property because of an act or omission of the other party, of any of the other party's employees or agents, or of others for whose acts such party is legally liable, written notice of such injury or damage, whether or not insured, shall be given to the other party within a reasonable time not exceeding 21 days after first observance. The notice shall provide sufficient detail to enable the other party to investigate the matter. If a Claim for additional cost or time related to this Claim is to be asserted, it shall be filed as provided in Subparagraphs 4.3.7 or 4.3.8.

* 4.3.10 [Insert] page 17A.

4.4 RESOLUTION OF CLAIMS AND DISPUTES

4.4.1 The Architect will review Claims and take one or more of the following preliminary actions within ten days of receipt of a Claim: (1) request additional supporting data from the claimant, (2) submit a schedule to the parties indicating when the Architect expects to take action, (3) reject the Claim in whole or in part, stating reasons for rejection, (4) recommend approval of the Claim by the other party or (5) suggest a compromise. The Architect may also, but is not obligated to, notify the surety, if any, of the nature and amount of the Claim.

4.4.2 If a Claim has been resolved, the Architect will prepare or obtain appropriate documentation.

4.4.3 If a Claim has not been resolved, the party making the Claim shall, within ten days after the Architect's preliminary response, take one or more of the following actions: (1) submit additional supporting data requested by the Architect, (2) modify the initial Claim or (3) notify the Architect that the initial Claim stands.

4.4.4 If a Claim has not been resolved after consideration of the foregoing and of further evidence presented by the parties or requested by the Architect, the Architect will notify the parties in writing that the Architect's decision will be made within seven days, which decision shall be final and binding on the parties ~~but subject to arbitration~~. Upon expiration of such time period, the Architect will render to the parties the Architect's written decision relative to the Claim, including any change in the Contract Sum or Contract Time or both. If there is a surety and there appears to be a possibility of a Contractor's default, the Architect may, but is not obligated to, notify the surety and request the surety's assistance in resolving the controversy.

4.5 ARBITRATION

4.5.1 Controversies and Claims Subject to Arbitration. ~~Any controversy or Claim arising out of or related to the Contract, or the breach thereof, shall be settled by arbitration in accordance with the Construction Industry~~

AIA DOCUMENT A201 - GENERAL CONDITIONS OF THE CONTRACT FOR CONSTRUCTION - FOURTEENTH EDITION - AIA - COPYRIGHT 1987 - THE AMERICAN INSTITUTE OF ARCHITECTS, 1735 NEW YORK AVENUE N.W., WASHINGTON D.C. 20006-5292.. WARNING; Unlicensed photocopying violates U.S. copyright laws and is subject to legal prosecution. This document was electronically produced with permission of the AIA and can be reproduced without violation until the date of expiration as noted below.

Electronic Format A201-1987

ser Document: 201_NE-1.DOC -- 5/16/2001. AIA License Number 105348, which expires on 12/31/2001 -- Page #17

*See Exhibit E, Supplemental Conditions to the AIA A201 General Conditions.

~~Arbitration Rules of the American Arbitration Association, and judgment upon the award rendered by the arbitrator or arbitrators may be entered in any court having jurisdiction thereof, except controversies or Claims relating to aesthetic effect and except those waived as provided for in Subparagraph 4.3.5. - Such controversies or Claims upon which the Architect has given notice and rendered a decision as provided in Subparagraph 4.4.4 shall be subject to arbitration upon written demand of either party. - Arbitration may be commenced when 45 days have passed after a Claim has been referred to the Architect as provided in Paragraph 4.3 and no decision has been rendered. -~~

~~4.5.2 Rules and Notices for Arbitration. Claims between the Owner and Contractor not resolved under Paragraph 4.4 shall, if subject to arbitration under Subparagraph 4.5.1, be decided by arbitration in accordance with the Construction Industry Arbitration Rules of the American Arbitration Association currently in effect, unless the parties mutually agree otherwise. Notice of demand for arbitration shall be filed in writing with the other party to the Agreement between the Owner and Contractor and with the American Arbitration Association, and a copy shall be filed with the Architect. -~~

~~4.5.3 Contact Performance During Arbitration. During arbitration proceedings, the Owner and Contractor shall comply with Subparagraph 4.3.4. -~~

~~4.5.4 When Arbitration May Be Demanded. Demand for arbitration of any Claim may not be made until the earlier of (1) the date on which the Architect has rendered a final written decision on the Claim, (2) the tenth day after the parties have presented evidence to the Architect or have been given reasonable opportunity to do so, if the Architect has not rendered a final written decision by that date, or (3) any of the five events described in Subparagraph 4.3.2, -~~

~~4.5.4.1 When a written decision of the Architect states that (1) the decision is final but subject to arbitration and (2) a demand for arbitration of a Claim covered by such decision must be made within 30 days after the date on which the party making the demand receives the final written decision, then failure to demand arbitration within said 30 days' period shall result in the Architect's decision becoming final and binding upon the Owner and Contractor. If the Architect renders a decision after arbitration proceedings have been initiated, such decision may be entered as evidence, but shall not supersede arbitration proceedings unless the decision is acceptable to all parties concerned. -~~

~~4.5.4.2 A demand for arbitration shall be made within the time limits specified in Subparagraphs 4.5.1 and 4.5.4 and~~

~~Clause 4.5.4.1 as applicable, and in other cases within a reasonable time after the Claim has arisen, and in no event shall it be made after the date when institution of legal or equitable proceedings based on such Claim would be barred by the applicable statute of limitations as determined pursuant to Paragraph 13.7. -~~

~~4.5.5 Limitation on Consolidation or Joinder. No arbitration arising out of or relating to the Contract Documents shall include, by consolidation or joinder or in any other manner, the Architect, the Architect's employees or consultants, except by written consent containing specific reference to the Agreement and signed by the Architect, Owner, Contractor and any other person or entity sought to be joined. No arbitration shall include, by consolidation or joinder or in any other manner, parties other than the Owner, Contractor, a separate contractor as described in Article 6 and other persons substantially involved in a common question of fact or law whose presence is required if complete relief is to be accorded in arbitration. No person or entity other than the Owner, Contractor or a separate contractor as described in Article 6 shall be included as an original third party or additional third party to an arbitration whose interest or responsibility is insubstantial. - Consent to arbitration involving an additional person or entity shall not constitute consent to arbitration of a dispute not described therein or with a person or entity not named or described therein. The foregoing agreement to arbitrate and other agreements to arbitrate with an additional person or entity duly consented to by parties to the Agreement shall be specifically enforceable under applicable law in any court having jurisdiction thereof. -~~

~~4.5.6 Claims and Timely Assertion of Claims. A party who files a notice of demand for arbitration must assert in the demand all Claims then known to that party on which arbitration is permitted to be demanded. - When a party fails to include a Claim through oversight, inadvertence or excusable neglect, or when a Claim has matured or been acquired subsequently, the arbitrator or arbitrators may permit amendment. -~~

~~4.5.7 Judgment on Final Award. The award rendered by the arbitrator or arbitrators shall be final, and judgment may be entered upon it in accordance with applicable law in any court having jurisdiction thereof. -~~

ARTICLE 5 SUBCONTRACTORS

5.1 DEFINITIONS

5.1.1 A Subcontractor is a person or entity who has a

direct contract with the Contractor to perform a portion of the Work at the site. The term "Subcontractor" is referred to throughout the Contract Documents as if singular in number and means a Subcontractor or an authorized representative of the Subcontractor. The term "Subcontractor" does not include a separate contractor or subcontractors of a separate contractor.

5.1.2 A Sub-subcontractor is a person or entity who has a direct or indirect contract with a Subcontractor to perform a portion of the Work at the site. The term "Sub-subcontractor" is referred to throughout the Contract Documents as if singular in number and means a Sub-subcontractor or an authorized representative of the Sub-subcontractor.

5.2 AWARD OF SUBCONTRACTS AND OTHER CONTRACTS FOR PORTIONS OF THE WORK

5.2.1 Unless otherwise stated in the Contract Documents or the bidding requirements, the Contractor, as soon as practicable after award of the Contract, shall furnish in writing to the Owner through the Architect the names of persons or entities (including those who are to furnish materials or equipment fabricated to a special design) proposed for each principal portion of the Work. The Architect will ~~promptly~~ reply within 14 calendar days to the Contractor in writing stating whether or not the Owner or the Architect, after due investigation, has reasonable objection to any such proposed person or entity. Failure of the Owner or Architect to reply ~~promptly~~ within 14 calendar days shall constitute notice of no reasonable objection.

5.2.2 The Contractor shall not contract with a proposed person or entity to whom the Owner or Architect has made reasonable and timely objection. The Contractor shall not be required to contract with anyone to whom the Contractor has made reasonable objection.

5.2.3 If the Owner or Architect has reasonable objection to a person or entity proposed by the Contractor, the Contractor shall propose another to whom the Owner or Architect has no reasonable objection. The Contract Sum shall be increased or decreased by the difference in cost occasioned by such change and an appropriate Change Order shall be issued. However, no increase in the Contract Sum shall be allowed for such change unless the Contractor has acted promptly and responsibly in submitting names as required.

5.2.4 The Contractor shall not change a Subcontractor, person or entity previously selected ~~if the Owner or Architect makes reasonable objection to such change~~ without the written consent of the Owner or Architect.

5.3 SUBCONTRACTUAL RELATIONS

5.3.1 By appropriate agreement, written where legally required for validity, the Contractor shall require each Subcontractor, to the extent of the Work to be performed by the Subcontractor, to be bound to the Contractor by terms of the Contract Documents, and to assume toward the Contractor all the obligations and responsibilities which the Contractor, by these Documents, assumes toward the Owner and Architect. Each subcontract agreement shall preserve and protect the rights of the Owner and Architect under the Contract Documents with respect to the Work to be performed by the Subcontractor so that subcontracting thereof will not prejudice such rights, and shall allow to the Subcontractor, unless specifically provided otherwise in the subcontract agreement, the benefit of all rights, remedies and redress against the Contractor that the Contractor, by the Contract Documents, has against the Owner. Where appropriate, the Contractor shall require each Subcontractor to enter into similar agreements with Sub-subcontractors. The Contractor shall make available to each proposed Subcontractor, prior to the execution of the subcontract agreement, copies of the Contract Documents to which the Subcontractor will be bound, and, upon written request of the Subcontractor, identify to the Subcontractor terms and conditions of the proposed subcontract agreement which may be at variance with the Contract Documents. Subcontractors shall similarly make copies of applicable portions of such documents available to their respective proposed Sub-subcontractors.

5.4 CONTINGENT ASSIGNMENT OF SUBCONTRACTS

5.4.1 Each subcontract agreement for a portion of the Work is assigned by the Contractor to the Owner provided that:

- .1 assignment is effective only after termination of the Contract by the Owner for cause pursuant to Paragraph 14.2 and only for those subcontract agreements which the Owner accepts by notifying the Subcontractor in writing; and
- .2 assignment is subject to the prior rights of the surety, if any, obligated under bond relating to the Contract.

5.4.2 Upon such assignment, if the Work has been suspended for more than 30 days, the Subcontractor's compensation shall be equitably adjusted for increase in costs shown to have resulted directly from the suspension.

**ARTICLE 6
CONSTRUCTION BY OWNER OR BY SEPARATE
CONTRACTORS**

**6.1 OWNERS RIGHT TO PERFORM
CONSTRUCTION AND TO AWARD
SEPARATE CONTRACTS**

6.1.1 The Owner reserves the right to perform construction or operations related to the Project with the Owner's own forces, and to award separate contracts in connection with other portions of the Project or other construction or operations on the site under Conditions of the Contract identical or substantially similar to these including those portions related to insurance and waiver of subrogation.

If the Contractor claims that delay or additional cost is involved because of such action by the Owner, the Contractor shall make such Claim as provided elsewhere in the Contract Documents.

6.1.2 When separate contracts are awarded for different portions of the Project or other construction or operations on the site, the term "Contractor" in the Contract Documents in each case shall mean the Contractor who executes each separate Owner-Contractor Agreement.

6.1.3 The Owner shall provide for coordination of the activities of the Owner's own forces and of each separate contractor with the Work of the Contractor, who shall cooperate with them. The Contractor shall participate with other separate contractors and the Owner in reviewing their construction schedules when directed to do so. The Contractor shall make any revisions to the construction schedule and Contract Sum deemed necessary after a joint review and mutual agreement. The construction schedules shall then constitute the schedules to be used by the Contractor, separate contractors and the Owner until subsequently revised.

6.1.4 Unless otherwise provided in the Contract Documents, when the Owner performs construction or operations related to the Project with the Owner's own forces, the Owner shall be deemed to be subject to the same obligations and to have the same rights which apply to the Contractor under the Conditions of the Contract, including, without excluding others, those stated in Article 3, this Article 6 and Articles 10, 11 and 12.

6.2 MUTUAL RESPONSIBILITY

6.2.1 The Contractor shall afford the Owner and separate contractors reasonable opportunity for introduction and storage of their materials and equipment and performance of their activities and shall connect and coordinate the Contractor's construction and operations with theirs as

required by the Contract Documents.

6.2.2 If part of the Contractor's Work depends for proper execution or results upon construction or operations by the Owner or a separate contractor, the Contractor shall, prior to proceeding with that portion of the Work, promptly report to the Architect apparent discrepancies or defects in such other construction that would render it unsuitable for such proper execution and results. Failure of the Contractor so to report shall constitute an acknowledgment that the Owner's or separate contractors' completed or partially completed construction is fit and proper to receive the Contractor's Work, except as to defects not then reasonably discoverable.

6.2.3 Costs caused by delays or by improperly timed activities or defective construction shall be borne by the party responsible therefor.

6.2.4 The Contractor shall promptly remedy damage wrongfully caused by the Contractor to completed or partially completed construction or to property of the Owner or separate contractors as provided in Subparagraph 10.2.5.

6.2.5 Claims and other disputes and matters in question between the Contractor and a separate contractor shall be subject to the provisions of Paragraph 4.3 provided the separate contractor has reciprocal obligations.

6.2.6 The Owner and each separate contractor shall have the same responsibilities for cutting and patching as are described for the Contractor in Paragraph 3.14.

6.3 OWNER'S RIGHT TO CLEAN UP

6.3.1 If a dispute arises among the Contractor, separate contractors and the Owner as to the responsibility under their respective contracts for maintaining the premises and surrounding area free from waste materials and rubbish as described in Paragraph 3.15, the Owner may clean up and allocate the cost among those responsible as the Architect determines to be just.

**ARTICLE 7
CHANGES IN THE WORK**

7.1 CHANGES

7.1.1 Changes in the Work may be accomplished after execution of the Contract, and without invalidating the Contract, by Change Order, Construction Change Directive or order for a minor change in the Work, subject to the limitations stated in this Article 7 and elsewhere in the Contract Documents.

AIA DOCUMENT A201 - GENERAL CONDITIONS OF THE CONTRACT FOR CONSTRUCTION - FOURTEENTH EDITION - AIA - COPYRIGHT 1987 - THE AMERICAN INSTITUTE OF ARCHITECTS, 1735 NEW YORK AVENUE N.W., WASHINGTON D.C. 20006-5292. WARNING: Unlicensed photocopying violates U.S. copyright laws and is subject to legal prosecution. This document was electronically produced with permission of the AIA and can be reproduced without violation until the date of expiration as noted below.

Electronic Format A201-1987

7.1.1.1 Changes in the Work shall be incorporated by a Change Order, which outlines the modifications to the Work and lists the increase or reduction in the Contract Sum and the Contract Time. Any such increase in the Contract Sum shall be based upon the Contractor's actual cost of completion of any such additional or changed work. Any such increase or decrease in the Contract Time shall be supported by contemporaneous schedules showing the project at the time of the change order both with and without the proposed change order work. The change in Contract Time shall be equal to or less than the change in the project end date between those two schedules. The Contractor shall prepare all Change Orders and present them to the Architect for approval using AIA standard form G701. The Contractor must submit the Change Order in a timely fashion so that it will minimize and mitigate to the extent possible any critical path delay to the Project. The Contractor shall account for the Architect and Owner's approval time when planning its Change Order submissions. Each Change Order will be approved or rejected by the Owner and Architect in a reasonable period of time. The Contractor shall not proceed with commencement of the Change Order Work without the proper written approval to proceed by the Owner and Architect.

7.1.1.2 The Contract Sum and the Contract Times may be amended by agreed-upon Change Orders.

7.1.1.3 The Contractor shall use AIA standard form G709 to obtain price quotations required in the negotiation of change orders.

7.1.2 A Change Order shall be based upon agreement among the Owner, Contractor and Architect; a Construction Change Directive requires agreement by the Owner and Architect and may or may not be agreed to by the Contractor; an order for a minor change in the Work may be issued by the Architect alone.

7.1.3 Changes in the Work shall be performed under applicable provisions of the Contract Documents, and the Contractor shall proceed promptly, unless otherwise provided in the Change Order, Construction Change Directive or order for a minor change in the Work.

7.1.4 If unit prices are stated in the Contract Documents or subsequently agreed upon, and if quantities originally contemplated are so changed in a proposed Change Order or Construction Change Directive that application of such unit prices to quantities of Work proposed will cause substantial inequity to the Owner or Contractor, the applicable unit

prices shall be equitably adjusted.

7.1.5 The allowance for overhead and profit combined, included in the total cost to the Owner, shall be based on the following schedule:

7.1.5.1 For the Contractor, for any Work performed by the Contractor's own forces: 15 (fifteen) percent of the cost.

7.1.5.2 For the Contractor, for Work performed by his Subcontractor: 5 (five) percent of the amount due the Subcontractor.

7.1.5.3 For each Subcontractor or Sub-subcontractor involved, for any Work performed by that Subcontractor's own forces: 10 (ten) percent of the cost.

7.1.5.4 Cost to which overhead and profit is to be applied shall be determined in accordance with Subparagraph 7.3.6.

7.1.5.5 For the Contractor, at no time will the total Contractors mark up exceed 15 (fifteen) percent.

7.1.6 In order to facilitate checking for quotations of extras or credits, all proposals shall be accompanied by a complete itemization of costs including labor, materials and subcontracts. Each labor and materials component shall be itemized to show quantities, unit costs and the resulting mathematical extensions. Subcontract cost items shall be itemized in the same manner, as noted above. In no case will a change involving over \$600.00 be approved without such itemization.

7.2 CHANGE ORDERS

7.2.1 A Change Order is a written instrument prepared by the Architect and signed by the Owner, Contractor and Architect, stating their agreement upon all of the following:

- .1 a change in the Work;
- .2 the amount of the adjustment in the Contract Sum, if any; and
- .3 the extent of the adjustment in the Contract Time, if any.

7.2.2 Methods used in determining adjustments to the Contract Sum may include those listed in Subparagraph 7.3.3.

7.3 CONSTRUCTION CHANGE DIRECTIVES

7.3.1 A Construction Change Directive is a written order prepared by the Architect and signed by the Owner and Architect, directing a change in the Work and stating a proposed basis for adjustment, if any, in the Contract Sum, or Contract Time, or both. The Owner may by Construction Change Directive, without invalidating the Contract, order changes in the Work within the general scope of the Contract consisting of additions, deletions or other revisions, the Contract Sum and Contract Time being adjusted accordingly.

7.3.2 A Construction Change Directive in the form of AIA standard form G714 shall be used in the absence of total agreement on the terms of a Change Order.

7.3.3 If the Construction Change Directive provides for an adjustment to the Contract Sum, the adjustment shall be based on one of the following methods:

- .1 mutual acceptance of a lump sum properly itemized and supported by sufficient substantiating data to permit evaluation;
- .2 unit prices stated in the Contract Documents or subsequently agreed upon;
- .3 cost to be determined in a manner agreed upon by the parties and a mutually acceptable fixed or percentage fee; or
- .4 as provided in Subparagraph 7.3.6.

7.3.4 Upon receipt of a Construction Change Directive, the Contractor shall promptly proceed with the change in the Work involved and advise the Architect of the Contractor's agreement or disagreement with the method, if any, provided in the Construction Change Directive for determining the proposed adjustment in the Contract Sum or Contract Time.

7.3.5 A Construction Change Directive signed by the Contractor indicates the agreement of the Contractor therewith, including adjustment in Contract Sum and Contract Time or the method for determining them. Such agreement shall be effective immediately and shall be recorded as a Change Order.

7.3.6 If the Contractor does not respond promptly or disagrees with the method for adjustment in the Contract Sum, the method and the adjustment shall be determined by the Architect on the basis of reasonable expenditures and savings of those performing the Work attributable to the

change, including, in case of an increase in the Contract Sum, ~~a reasonable allowance for overhead and profit - an allowance for overhead and profit in accordance with the schedule set forth in Subparagraph 7.1.5.~~ In such case, and also under Clause 7.3.3.3, the Contractor shall keep and present, in such form as the Architect may prescribe, an itemized accounting together with appropriate supporting data. Unless otherwise provided in the Contract Documents, costs for the purposes of this Subparagraph 7.3.6 shall be limited to the following:

- .1 costs of labor, including social security, old age and unemployment insurance, fringe benefits required by agreement or custom, and workers' or workmen's compensation insurance;
- .2 costs of materials, supplies and equipment, including cost of transportation, whether incorporated or consumed;
- .3 rental costs of machinery and equipment, exclusive of hand tools, whether rented from the Contractor or others;
- .4 costs of premiums for all bonds and insurance, permit fees, and sales, use or similar taxes related to the Work; and
- .5 additional costs of supervision and field office personnel directly attributable to the change.

7.3.7 Pending final determination of cost to the Owner, amounts not in dispute may be included in Applications for Payment. The amount of credit to be allowed by the Contractor to the Owner for a deletion or change which results in a net decrease in the Contract Sum shall be actual net cost as confirmed by the Architect. When both additions and credits covering related Work or substitutions are involved in a change, the allowance for overhead and profit shall be figured on the basis of net increase, if any, with respect to that change.

7.3.8 If the Owner and Contractor do not agree with the adjustment in Contract Time or the method for determining it, the adjustment or the method shall be referred to the Architect for determination.

7.3.9 When the Owner and Contractor agree with the determination made by the Architect concerning the adjustments in the Contract Sum and Contract Time, or otherwise reach agreement upon the adjustments, such agreement shall be effective immediately and shall be recorded by preparation and execution of an appropriate Change Order.

7.4 MINOR CHANGES IN THE WORK

7.4.1 The Architect will have authority to order minor changes in the Work not involving adjustment in the Contract Sum or extension of the Contract Time and not inconsistent with the intent of the Contract Documents. Such changes shall be effected by written order and shall be binding on the Owner and Contractor. The Contractor shall carry out such written orders promptly.

ARTICLE 8 TIME

8.1 DEFINITIONS

8.1.1 Unless otherwise provided, Contract Time is the period of time, including authorized adjustments, allotted in the Contract Documents for Substantial Completion of the Work using the Project CPM Schedule as described in Article 3. Commencement of the Work means the date of notice to proceed issued by the Owner or as otherwise stipulated in the agreement.

8.1.1.1 The Contractor agrees to the commencement of construction of the Project, as contemplated by this Agreement, in a timely manner, which is anticipated to be at or prior to that shown in the initial Project CPM Schedule. The Contractor recognizes time is of the essence in this Agreement.

8.1.2 Time limits stated in the Contract Documents are of the essence of this contract. The Work to be performed under this contract shall commence upon receipt of a notice to proceed from the Owner unless otherwise agreed and subject to authorized Modifications. The date of commencement of the Work is the date established in the Agreement. The date shall not be postponed by the failure to act of the Contractor or of persons or entities for whom the Contractor is responsible.

8.1.3 The date of Substantial Completion is the date certified by the Architect in accordance with Paragraph 9.8.

8.1.4 The term "day" as used in the Contract Documents shall mean calendar day unless otherwise specifically defined.

8.2 PROGRESS AND COMPLETION

8.2.1 Time limits stated in the Contract Documents are of the essence of the Contract. By executing the Agreement the Contractor confirms that the Contract Time is a reasonable

period for performing the Work.

8.2.2 The Contractor shall not knowingly, except by agreement or instruction of the Owner in writing, prematurely commence operations on the site or elsewhere prior to the effective date of insurance required by Article 11 to be furnished by the Contractor. The date of commencement of the Work shall not be changed by the effective date of such insurance. Unless the date of commencement is established by a notice to proceed given by the Owner, the Contractor shall notify the Owner in writing not less than five days or other agreed period before commencing the Work to permit the timely filing of mortgages, mechanic's liens and other security interests.

8.2.3 The Contractor shall proceed expeditiously with adequate forces and shall achieve Substantial Completion within the Contract Time.

8.2.4 If in any Application for Payment, the total value of the completed Work in place, as certified by the Architect, is less than 90 percent of the total value of the Work in place estimated in the Project CPM Schedule and/or the schedule of values and the monthly pay requests, the Owner may, at the Owner's option, require the Contractor to recover the lost time as necessary to complete the Project on its contractual completion date without cost to the Owner, using whatever means are reasonable and effective. The Contractor shall prepare and submit a text and Project CPM Schedule recovery plan to the Architect and Owner prior to executing its plan.

8.2.5 Whenever it becomes apparent that the Project completion date may not be met, the Contractor shall take whatever actions are reasonable and effective, and which will substantially eliminate the backlog of work and which will return the Project CPM Schedule to show on-time completion of the Project.

8.2.5.1 If the Contractor fails to take reasonable, effective action within four calendar days after receiving written notice, the Owner shall take action to put the Project back on schedule. This action may include but not be limited to some or all of:

- a. increasing manpower;
- b. increasing the working hours per shift, shifts per day, or days per week;
- c. increasing the amount of equipment; or
- d. re-scheduling activities to achieve maximum practical concurrency of activities.

Costs related to such actions shall be deducted from the

monies due or to become due to the Contractor.

8.2.6 If each of three successive applications, as certified by the Architect, indicate that the actual Work completed is less than 90 percent of the Work estimated in the Project CPM Schedule to be completed by the respective dates, the Owner may at the Owner's option, treat the Contractor's delinquency as a default, justifying the action permitted under Article 14.2.

8.2.7 If the Owner has determined that the Contractor should be permitted to extend the time for completion as provided in Paragraph 8.3, the Project CPM Schedule shall be adjusted accordingly, and the dollar value of Work to be completed as of the first of each month shall be re-calculated.

8.3 DELAYS AND EXTENSIONS OF TIME

8.3.1 If the Contractor is delayed at any time in progress of the Work by an act or neglect of the Owner or Architect, or of an employee of either, or of a separate contractor employed by the Owner, or by changes ordered in the Work, not caused by the fault of the contractor or his subcontractors or by labor disputes, fire, unusual delay in deliveries transportation, extreme weather conditions not reasonably anticipated, unavoidable casualties or other causes beyond the Contractor's control, or by delay authorized by the Owner pending arbitration litigation, or by other causes which the Owner or Architect determines may justify delay, then the Contract Time shall be reasonably extended by Change Order for such reasonable time as the Owner or Architect may determine.

8.3.2 Claims relating to time shall be made in accordance with applicable provisions of Paragraph 4.3.

8.3.3 This Paragraph 8.3 does not preclude recovery of damages for delay by either party under other provisions of the Contract Documents.

8.3.4 The existence of and extent of delay shall be determined according to Article 4.3.8.1.1.

ARTICLE 9 PAYMENTS AND COMPLETION

9.1 CONTRACT SUM

9.1.1 The Contract Sum is stated in the Agreement and, including authorized adjustments, is the total amount payable by the Owner to the Contractor for performance of the Work under the Contract Documents.

9.2 SCHEDULE OF VALUES

9.2.1 Before the first Application for Payment, the Contractor shall submit to the Architect a schedule of values allocated to various portions of the Work, prepared in such form and supported by such data to substantiate its accuracy as the Architect may require. This schedule, unless objected to by the Architect, shall be used as a basis for reviewing the Contractor's Applications for Payment. The schedule of values must be consistent with and supportable by the Project CPM Schedule as described in Article 3. It should be submitted using AIA Document G702 and G703. It shall be broken out by CSI format using individual line items by area, then by Subcontractor and then by Sub-subcontractor and or major supplier.

9.3 APPLICATIONS FOR PAYMENT

~~9.3.1 At least ten days before the date established for each progress payment, the Contractor shall submit to the Architect an itemized Application for Payment for operations completed in accordance with the schedule of values. Such application shall be notarized, if required, and supported by such data substantiating the Contractor's right to payment as the Owner or Architect may require, such as copies of requisitions from Subcontractors and material suppliers, and reflecting retainage if provided for elsewhere in the Contract Documents. At the time or times established in the Agreement, the Contractor shall submit to the Owner an itemized Application for Payment for operations completed in accordance with the Project CPM Schedule. The Application for Payment will include an updated schedule reflecting all payments including the current Application for Payment. Such application shall be notarized, and supported by such data substantiating the Contractor's right to payment as the Owner may require, such as copies of requisitions, lien waivers (commencing with the first application for payment), from Subcontractors, Sub-subcontractors and material suppliers, and reflecting retainage if provided for elsewhere in the Contract Documents. Applications for Payment will be submitted on AIA form G702 and G703.~~

A detailed schedule of values will be required as described in Article 9.2.1. All Applications for Payment will include a lien waiver summary as per Exhibit "B".

~~9.3.1.1 Such applications may include requests for payment on account of changes in the Work which have been properly authorized by Construction Change Directives but not yet included in Change Orders. The Contractor shall submit an~~

Application for Payment on or about the twenty-fifth day of each month.

9.3.1.2 Such applications may not include requests for payment of amounts the Contractor does not intend to pay to a Subcontractor or material supplier because of a dispute or other reason.

9.3.1.3 Each Application for Payment shall be based upon the schedule of values submitted by the Contractor. The schedule of values shall allocate the entire Contract Sum among the various portions of the Work.

9.3.1.4 Applications for Payment shall show the percentage of completion and remaining duration of each portion of the Work as of the end of the period covered by the Application for Payment. The percentage of completion shall be the lesser of: (1) the percentage of that portion of the Work which has actually been completed; or (2) the percentage obtained by dividing (a) the expense which has actually been incurred by the Contractor on account of that portion of the Work for which the Contractor has made or intends to make actual payment prior to the next Application for Payment by (b) the share of the Contract Sum allocated to that portion of the Work.

9.3.1.5 Typographical and/or arithmetical errors in Applications for Payment or Change Orders shall not be grounds for additional payments.

9.3.2 Unless otherwise provided in the Contract Documents, payments shall be made on account of materials and equipment delivered and suitably stored at the site for subsequent incorporation in the Work. If approved in advance by the Owner, payment may similarly be made for materials and equipment suitably stored off the site at a location agreed upon in writing. Payment for materials and equipment stored on or off the site shall be conditioned upon compliance by the Contractor with procedures satisfactory to the Owner to establish the Owner's title to such materials and equipment or otherwise protect the Owner's interest, and shall include applicable insurance, storage, and transportation to the site for such materials and equipment stored off the site, as follows:

9.3.2.1 The Contractor, his Subcontractors, and Sub-subcontractors shall obtain prior written approval from the Owner for permission to store materials to be incorporated in the Work, for which Progress Payments will be requested, at off-site locations. Any and all charges for storage, including insurance, shall be borne solely by the Contractor. Before approval, the Owner

will require proper proof of insurance naming the Owner as an additionally insured party, and a letter in which is furnished:

- a. the name of the Contractor and/or Subcontractor or Subordinate Subcontractor leasing the storage area;
- b. the location of such leased space;
- c. the leased area: the entire premises of certain areas of a warehouse giving the number of floors or portions thereof;
- d. the date on which the material is first stored;
- e. the value of the material stored; and
- f. Transfer of Title to the Owner, Right of Entry and Removal.

9.3.2.2 The Contractor, its Subcontractors and Subordinate Subcontractors shall notify the Architect and the Owner to inspect, at least once each month, the materials being stored at any location.

9.3.2.3 The Contractor, his Subcontractors and Subordinate Subcontractors shall mark each sealed carton with the name and address of the Project, the Contractor and the Owner.

9.3.2.4 A perpetual inventory shall be maintained for all materials held in storage for which payment has been requested.

9.3.2.5 Payment for materials stored off-site shall be at the sole discretion of the Owner. Any additional costs to the Owner resulting from storage of material off site for which payment is requested, such as, but not limited to, travel expenses and time for inspectors, shall be withheld from subsequent payments made to the Contractor.

9.3.3 The Contractor warrants that title to all Work covered by an Application for Payment will pass to the Owner no later than the time of payment. The Contractor further warrants that upon submittal of an Application for Payment all Work for which Certificates for Payment have been previously issued and payments received from the Owner shall, to the best of the Contractor's knowledge, information and belief, be free and clear of liens, claims, security interests or encumbrances favor of the Contractor, Subcontractors, material suppliers, or other persons or entities making a claim by reason of having provided labor, materials and equipment relating to the Work. The Application for Payment shall constitute a representation by the Contractor to the Owner that, to the best of the Contractor's knowledge, information and belief, the design and construction have progressed to the point

indicated, the quality of the Work covered by the Application is in accordance with the Contract Documents, and the Contractor is entitled to payment in the amount requested.

9.4 CERTIFICATES FOR PAYMENT

9.4.1 The Architect will, within seven days after receipt of the Contractor's Application for Payment, either issue to the Owner a Certificate for Payment, with a copy to the Contractor, for such amount as the Architect determines is properly due, or notify the Contractor and Owner in writing of the Architect's reasons for withholding certification in whole or in part as provided in Subparagraph 9.5.1.

9.4.2 The issuance of a Certificate for Payment will constitute a representation by the Architect to the Owner, based on the Architect's observations at the site and the data comprising the Application for Payment, that the Work has progressed to the point indicated and that, to the best of the Architect's knowledge, information and belief, quality of the Work is in accordance with the Contract Documents. The foregoing representations are subject to an evaluation of the Work for conformance with the Contract Documents upon Substantial Completion, to results of subsequent tests and inspections, to minor deviations from the Contract Documents correctable prior to completion and to specific qualifications expressed by the Architect. The issuance of a Certificate for Payment will further constitute a representation that the Contractor is entitled to payment in the amount certified. However, the issuance of a Certificate for Payment will not be a representation that the Architect has (1) made exhaustive or continuous on-site inspections to check the quality or quantity of the Work, (2) reviewed construction means, methods, techniques, sequences or procedures, (3) reviewed copies of requisitions received from Subcontractors and material suppliers and other data requested by the Owner to substantiate the Contractor's right to payment or (4) made examination to ascertain how or for what purpose the Contractor has used money previously paid on account of the Contract Sum.

9.4.3 Within twenty-one calendar days of the Owner's receipt from the Architect of a properly submitted, complete and correct Application for Payment, the Owner shall make payment to the Contractor.

9.5 DECISIONS TO WITHHOLD CERTIFICATION

9.5.1 The Architect may decide not to certify payment and may withhold a Certificate for Payment in whole or in part, to the extent reasonably necessary as determined by the

Architect and Owner, to protect the Owner, if in the Architect's and Owner's opinion the representations to the Owner required by Subparagraph 9.4.2 cannot be made. If the Owner is unable to certify payment in the amount of the Application, the Owner will notify the Contractor. If the Architect is unable to certify payment in the amount of the Application, the Architect will notify the Contractor and Owner as provided in Subparagraph 9.4.1. If the Contractor, Owner and Architect cannot agree on a revised amount, the Architect will promptly issue a Certificate for Payment for the amount for which the Architect is able to make such representations to the Owner. The Architect may also decide not to certify the entire Application for payment or, because of subsequently discovered evidence or subsequent observations, may nullify the whole or a part of a Certificate for Payment previously issued, to such extent as may be necessary if in the Architect's and Owner's opinion this is necessary to protect the Owner from loss because of:

- .1 defective Work not remedied;
- .2 third party claims filed or reasonable evidence indicating probable filing of such claims;
- .3 failure of the Contractor to make payments properly to Subcontractors or for labor, materials or equipment;
- .4 reasonable evidence that the Work cannot be completed for the unpaid balance of the Contract Sum;
- .5 damage to the Owner or another contractor;
- .6 reasonable evidence that the Work will not be completed within the Contract Time, and that the unpaid balance would not be adequate to cover actual or liquidated damages for the anticipated delay; or
- .7 persistent failure to carry out the Work in accordance with the Contract Documents.

9.5.2 When the above reasons for withholding certification are removed, certification will be made for amounts previously withheld.

9.6 PROGRESS PAYMENTS

9.6.1 After the Architect has issued a Certificate for Payment, the Owner shall make payment in the manner and within the time provided in the Contract Documents, and

shall so notify the Architect.

9.6.2 The Contractor shall promptly pay each Subcontractor, upon receipt of payment from the Owner, out of the amount paid to the Contractor on account of such Subcontractor's portion of the Work, the amount to which said Subcontractor is entitled, reflecting percentages actually retained from payments to the Contractor on account of such Subcontractor's portion of the Work. The Contractor shall, by appropriate agreement with each Subcontractor, require each Subcontractor to make payments to Sub-subcontractors in similar manner.

9.6.3 The Architect will, on request, furnish to a Subcontractor, if practicable, information regarding percentages of completion or amounts applied for by the Contractor and action taken thereon by the Architect and Owner on account of portions of the Work done by such Subcontractor.

9.6.4 Neither the Owner nor Architect shall have an obligation to pay or to see to the payment of money to a Subcontractor except as may otherwise be required by law.

9.6.5 Payment to material suppliers shall be treated in a manner similar to that provided in Subparagraphs 9.6.2, 9.6.3 and 9.6.4.

9.6.6 A Certificate for Payment, a progress payment, or partial or entire use or occupancy of the Project by the Owner shall not constitute acceptance of Work not in accordance with the Contract Documents.

9.6.7 Until Construction Work in an established phase is substantially complete, the Owner will pay 90 percent of the amount due the Contractor on account of progress payments. The Owner may subsequently withhold the full Contract retainage if the manner of completion of the Work and its progress do not remain satisfactory to the Owner, or if the Surety withholds its consent, or for other good and sufficient reasons.

9.7 FAILURE OF PAYMENT

9.7.1 If the Architect does not issue a Certificate for Payment, through no fault of the Contractor, within seven days after receipt of the Contractor's Application for Payment, or if the Owner does not pay the Contractor within seven days after the date established in the Contract Documents the amount certified by the Architect ~~or awarded by arbitration~~, then the Contractor may, upon seven additional days' written notice to the Owner and Architect,

stop the Work until payment of the amount owing has been received. The Contract Time shall be extended appropriately and the Contract Sum shall be increased by the amount of the Contractor's reasonable costs of shut-down, delay and start-up, which shall be accomplished as provided in Article 7.

9.8 SUBSTANTIAL COMPLETION

9.8.1 Substantial Completion is the stage in the progress of the Work when the Work or designated portion thereof is sufficiently complete in accordance with the Contract Documents so the Owner can occupy or utilize the Work for its intended use.

9.8.1.1 The Contractor shall obtain and deliver promptly to the Owner any occupancy permit and any certificates of final inspection of any part of the Contractor's Work and operating permits for any mechanical apparatus, such as elevators, escalators, boilers, air compressors, etc., which may be required by law to permit full use and occupancy of the premises by the Owner. Receipt of such permits or certificates by the Owner shall be a condition precedent to Substantial Completion of the Work.

9.8.2 When the Contractor considers that the Work, or a portion thereof which the Owner agrees to accept separately, is substantially complete, the Contractor shall prepare and submit to the Architect a comprehensive list of items to be completed or corrected. The Contractor shall proceed promptly to complete and correct items on the list. Failure to include an item on such list does not alter the responsibility of the Contractor to complete all Work in accordance with the Contract Documents. Upon receipt of the Contractor's list, the Architect will make an inspection to determine whether the Work or designated portion thereof is substantially complete. If the Architect's inspection discloses any item, whether or not included on the Contractor's list, which is not in accordance with the requirements of the Contract Documents, the Contractor shall, before issuance of the Certificate of Substantial Completion, complete or correct such item, upon notification by the Architect. The Contractor shall then submit a request for another inspection by the Architect to determine Substantial Completion. When the Work or designated portion thereof is substantially complete, the Architect will prepare a Certificate of Substantial Completion using AIA standard form G704 which shall establish the date of Substantial Completion, shall establish responsibilities of the Owner and Contractor for security, maintenance, heat, utilities, damage to the Work and insurance, and shall fix the time within which the Contractor shall finish all items on the list accompanying the Certificate. Warranties required by the Contract Documents shall

commence on the date of Substantial Completion of the Work or designated portion thereof unless otherwise provided in the Certificate of Substantial Completion. The Certificate of Substantial Completion shall be submitted to the Owner and Contractor for their written acceptance of responsibilities assigned to them in such Certificate.

9.8.3 Upon Substantial Completion of the Work or designated portion thereof and upon application by the Contractor and certification by the Architect, the Owner shall make payment, reflecting adjustment in retainage, if any, for such Work or portion thereof as provided in the Contract Documents.

9.9 PARTIAL OCCUPANCY OR USE

9.9.1 The Owner may occupy or use any completed or partially completed portion of the Work at any stage when such portion is designated by separate agreement with the Contractor, provided such occupancy or use is consented to by the insurer as required under Subparagraph 11.3.11 and authorized by public authorities having jurisdiction over the Work. Such partial occupancy or use may commence whether or not the portion is substantially complete, provided the Owner and Contractor have accepted in writing the responsibilities assigned to each of them for payments, retainage if any, security, maintenance, heat, utilities, damage to the Work and insurance, and have agreed in writing concerning the period for correction of the Work and commencement of warranties required by the Contract Documents. When the Contractor considers a portion substantially complete, the Contractor shall prepare and submit a list to the Architect as provided under Subparagraph 9.8.2. Consent of the Contractor to partial occupancy or use shall not be unreasonably withheld. The stage of the progress of the Work shall be determined by written agreement between the Owner and Contractor or, if no agreement is reached, by decision of the Architect.

9.9.2 Immediately prior to such partial occupancy or use, the Owner, Contractor and Architect shall jointly inspect the area to be occupied or portion of the Work to be used in order to determine and record the condition of the Work.

9.9.3 Unless otherwise agreed upon, partial occupancy or use of a portion or portions of the Work shall not constitute acceptance of Work not complying with the requirements of the Contract Documents.

9.10 FINAL COMPLETION AND FINAL PAYMENT

9.10.1 Upon receipt of written notice that the Work is ready for final inspection and acceptance and upon receipt of a final Application for Payment, the Architect will promptly make such inspection and, when the Architect finds the Work

acceptable under the Contract Documents and the Contract fully performed, the Architect will promptly issue a final Certificate for Payment stating that to the best of the Architect's knowledge, information and belief, and on the basis of the Architect's observations and inspections, the Work has been completed in accordance with terms and conditions of the Contract Documents and that the entire balance found to be due the Contractor and noted in said final Certificate is due and payable. The Architect's final Certificate for Payment will constitute a further representation that conditions listed in Subparagraph 9.10.2 as precedent to the Contractor's being entitled to final payment have been fulfilled.

9.10.2 Neither final payment nor any remaining retained percentage shall become due until the Contractor submits to the Architect (1) an affidavit that payrolls, bills for materials and equipment, and other indebtedness connected with the Work for which the Owner or the Owner's property might be responsible or encumbered (less amounts withheld by Owner) have been paid or otherwise satisfied, (2) a certificate evidencing that insurance required by the Contract Documents to remain in force after final payment is currently in effect and will not be cancelled or allowed to expire until at least 30 days' prior written notice has been given to the Owner, (3) a written statement that the Contractor knows of no substantial reason that the insurance will not be renewable to cover the period required by the Contract Documents, (4) consent of surety, if any, to final payment and (5), if required by the Owner, other data establishing payment or satisfaction of obligations, such as receipts, releases and waivers of liens, claims, security interests or encumbrances arising out of the Contract, to the extent and in such form as may be designated by the Owner. If a Subcontractor refuses to furnish a release or waiver required by the Owner, the Contractor may furnish a bond satisfactory to the Owner to indemnify the Owner against such lien. If such lien remains unsatisfied after payments are made, the Contractor shall refund to the Owner all money that the Owner may be compelled to pay in discharging such lien, including all costs and reasonable attorneys' fees.

9.10.3 If, after Substantial Completion of the Work, final completion thereof is materially delayed through no fault of the Contractor or by issuance of Change Orders affecting final completion, and the Architect so confirms, the Owner shall, upon application by the Contractor and certification by the Architect, and without terminating the Contract, make payment of the balance due for that portion of the Work fully completed and accepted. If the remaining balance for Work not fully completed or corrected is less than retainage stipulated in the Contract Documents, and if bonds have been furnished, the written consent of surety to payment of the balance due for that portion of the Work fully completed and

accepted shall be submitted by the Contractor to the Architect prior to certification of such payment. Such payment shall be made under terms and conditions governing final payment, except that it shall not constitute a waiver of claims. The making of final payment shall constitute a waiver of claims by the Owner as provided in Subparagraph 4.3.5.

9.10.4 Acceptance of final payment by the Contractor, a Subcontractor or material supplier shall constitute a waiver of claims by that payee except those previously made in writing and identified by that payee as unsettled at the time of final Application for Payment. Such waivers shall be in addition to the waiver described in Subparagraph 4.3.5.

9.10.5 The making of final payment shall constitute a waiver of all claims by the Owner except those arising from:

- .1 unsettled liens;
- .2 faulty or defective Work appearing after Substantial Completion;
- .3 failure of the Work to comply with requirements of the Contract Documents;
- .4 terms of special warranties required by the Contract Documents; or
- .5 as described in Subparagraph 9.10.3 above

ARTICLE 10 PROTECTION OF PERSONS AND PROPERTY

10.1 SAFETY PRECAUTIONS AND PROGRAMS

10.1.1 The Contractor shall be responsible for initiating, maintaining and supervising all safety precautions and programs in connection with the performance of the Contract.

~~10.1.2 In the event the Contractor encounters on the site material reasonably believed to be asbestos or polychlorinated biphenyl (PCB) which has not been rendered harmless, the Contractor shall immediately stop Work in the area affected and report the condition to the Owner and Architect in writing. The Work in the affected area shall not thereafter be resumed except by written agreement of the Owner and Contractor if in fact the material is asbestos or polychlorinated biphenyl (PCB) and has not been rendered harmless. The Work in the affected area shall be resumed in the absence of asbestos or polychlorinated biphenyl (PCB), or when it has been rendered harmless, by written agreement of the Owner and Contractor, or in accordance with final determination by the Architect on which arbitration has not been demanded, or by arbitration under Article 4.~~

~~10.1.3 The Contractor shall not be required pursuant to Article 7 to perform without consent any Work relating to asbestos or polychlorinated biphenyl (PCB).~~

~~10.1.4 To the fullest extent permitted by law, the Owner shall indemnify and hold harmless the Contractor, Architect, Architect's consultants and agents and employees of any of them from and against claims, damages, losses and expenses, including but not limited to attorneys' fees, arising out of or resulting from performance of the Work in the affected area if in fact the material is asbestos or polychlorinated biphenyl (PCB) and has not been rendered harmless, provided that such claim, damage, loss or expense is attributable to bodily injury, sickness, disease or death, or to injury to or destruction of tangible property (other than the Work itself) including loss of use resulting therefrom, but only to the extent caused in whole or in part by negligent acts or omissions of the Owner, anyone directly or indirectly employed by the Owner or anyone for whose acts the Owner may be liable, regardless of whether or not such claim, damage, loss or expense is caused in part by a party indemnified hereunder. Such obligation shall not be construed to negate, abridge, or reduce other rights or obligations of indemnity which would otherwise exist as to a party or person described in this Subparagraph 10.1.4.~~

10.2 SAFETY OF PERSONS AND PROPERTY

10.2.1 The Contractor shall take reasonable precautions for safety of, and shall provide reasonable protection to prevent damage, injury or loss to:

- .1 employees on the Work and other persons who may be affected thereby;
- .2 the Work and materials and equipment to be incorporated therein, whether in storage on or off the site, under care, custody or control of the Contractor or the Contractor's Subcontractors or Sub-subcontractors; and
- .3 other property at the site or adjacent thereto, such as trees, shrubs, lawns, walks, pavements, roadways, structures and utilities not designated for removal, relocation or replacement in the course of construction.

10.2.2 The Contractor shall give notices and comply with applicable laws, ordinances, rules, regulations and lawful orders of public authorities bearing on safety of persons or property or their protection from damage, injury or loss.

10.2.3 The Contractor shall erect and maintain, as required by existing conditions and performance of the Contract, reasonable safeguards for safety and protection, including

posting danger signs and other warnings against hazards, promulgating safety regulations and notifying owners and users of adjacent sites and utilities.

10.2.4 When use or storage of explosives or other hazardous materials or equipment or unusual methods are necessary for execution of the Work, the Contractor shall exercise utmost care and carry on such activities under supervision of properly qualified personnel.

10.2.5 The Contractor shall promptly remedy damage and loss (other than damage or loss insured under property insurance required by the Contract Documents) to property referred to in Clauses 10.2.1.2 and 10.2.1.3 caused in whole or in part by the Contractor, a Subcontractor, a Sub-subcontractor, or anyone directly or indirectly employed by any of them, or by anyone for whose acts they may be liable and for which the Contractor is responsible under Clauses 10.2.1.2 and 10.2.1.3, except damage or loss attributable to acts or omissions of the Owner or Architect or anyone directly or indirectly employed by either of them, or by anyone for whose acts either of them may be liable, and not attributable to the fault or negligence of the Contractor. The foregoing obligations of the Contractor are in addition to the Contractor's obligations under Paragraph 3.18.

10.2.6 The Contractor shall designate a responsible member of the Contractor's organization at the site whose duty shall be the prevention of accidents. This person shall be the Contractor's superintendent unless otherwise designated by the Contractor in writing to the Owner and Architect.

10.2.7 The Contractor shall not load or permit any part of the construction or site to be loaded so as to endanger its safety.

10.3 EMERGENCIES

10.3.1 In an emergency affecting safety of persons or property, the Contractor shall act, at the Contractor's discretion, to prevent threatened damage, injury or loss. Additional compensation or extension of time claimed by the Contractor on account of an emergency shall be determined as provided in Paragraph 4.3 and Article 7.

10.4 HAZARDOUS MATERIALS:

10.4.1 The Architect is not responsible for the survey, identification, or removal of any hazardous materials, including asbestos or polychlorinated biphenyl (PCB), on the Project.

10.4.2 With the exception of lead containing materials,

the Contractor is not responsible for the survey, identification, or removal of any hazardous materials, including asbestos or polychlorinated biphenyl (PCB), on the Project.

10.4.3 If reasonable precautions will be inadequate to prevent foreseeable bodily injury or death to persons resulting from a material or substance, including but not limited to asbestos or polychlorinated biphenyl (PCB), encountered on the site by the Contractor, the Contractor shall, upon recognizing the condition, immediately stop Work in the affected area and report the condition to the Owner and Architect in writing.

10.4.4 The Owner shall obtain the service of a licensed laboratory to verify the presence or absence of the material or substance reported by the Contractor and, in the event such material or substance is found to be present, to verify that it has been rendered harmless. Unless otherwise required by the Contract Documents, the Owner shall furnish in writing to the Contractor and Architect the names and qualifications or persons or entities who are to perform tests verifying the presence or absence of such material or substance or who are to perform the task of removal or safe containment or such material or substance. The Contractor and the Architect will promptly reply to the Owner in writing stating whether or not either has reasonable objection to the persons or entities proposed by the Owner. If either the Contractor or Architect has an objection to a person or entity proposed by the Owner, the Owner shall propose another to whom the Contractor and the Architect have no reasonable objection. When the material or substance has been rendered harmless, Work in the affected area shall resume upon written agreement of the Owner and Contractor. The Contract Time shall be extended appropriately and the Contract Sum shall be increased in the amount of the Contractor's reasonable additional costs of shut-down, delay and start-up, which adjustments shall be accomplished as provided in Article 7.

10.4.5 To the fullest extent permitted by law, the Owner shall indemnify and hold harmless the Contractor, Subcontractors, Architect, Architect's consultants and agents and employees of any of them from and against claims, damages, losses and expenses, including but not limited to attorneys' fees, arising out of or resulting from performance of the Work in the affected area if in fact the material or substance presents the risk of bodily injury or death as described in Subparagraph 10.3.1 and has not been rendered harmless, provided that such claim, damage, loss or expense is attributable to bodily injury, sickness, disease or death, or to injury to or

destruction of tangible property (other than the Work itself) and provided that such damage, loss or expense is not due to the sole negligence of a party seeking indemnity.

10.5 LEAD CONTAINING MATERIALS:

10.5.1 The Contractor is not responsible for the survey or identification of lead containing materials.

10.5.2 Lead containing materials encountered during demolition shall be demolished and removed by the Contractor from the job site to an approved container supplied by the Owner in accordance with all applicable OSHA requirements. Disposal of lead containing materials if deemed hazardous, shall be by the Owner.

10.5.3 The Contractor's base bid shall include demolition and removal of lead containing materials using typical OSHA safety precautions for all materials containing lead.

10.5.4 The Owner shall perform air testing during demolition of materials containing lead and shall make these test reports available to the Contractor. The Owner shall at no time be responsible for determining the levels of protection required for any personnel on the Project.

10.5.5 The Owner shall not be responsible under Paragraph 10.3 for materials and substances brought to the site by the Contractor unless such materials or substances were required by the Contract Documents.

10.5.6 If, without negligence on the part of the Contractor, the Contractor is held liable for the cost of remediation of a hazardous material or substance solely by reason of performing Work as required by the Contract Documents, the Owner shall indemnify the Contractor for all cost and expense thereby incurred.

ARTICLE 11 INSURANCE AND BONDS

11.1 CONTRACTOR'S LIABILITY INSURANCE

11.1.1 The Contractor shall purchase from and maintain in a company or companies lawfully authorized licensed to do business in the jurisdiction State in which the Project is located such insurance as will protect the Contractor from claims set forth below which may arise out of or result from the Contractor's operations under the Contract and for which

the Contractor may be legally liable, whether such operations be by the Contractor or by a Subcontractor or by anyone directly or indirectly employed by any of them, or by anyone for whose acts any of them may be liable:

- .1 claims under workers' or workmen's compensation, disability benefit and other similar employee benefit acts which are applicable to the Work to be performed;
- .2 claims for damages because of bodily injury, occupational sickness or disease, or death of the Contractor's employees;
- .3 claims for damages because of bodily injury, sickness or disease, or death of any person other than the Contractor's employees;
- .4 claims for damages insured by usual personal injury liability coverage which are sustained (1) by a person as a result of an offense directly or indirectly related to employment of such person by the Contractor, or (2) by another person;
- .5 claims for damages, other than to the Work itself, because of injury to or destruction of tangible property, including loss of use resulting therefrom;
- .6 claims for damages because of bodily injury, death of a person or property damage arising out of ownership, maintenance or use of a motor vehicle; and
- .7 claims involving contractual liability insurance applicable to the Contractor's obligations under Paragraph 3.18.

11.1.2 The insurance required by Subparagraph 11.1.1 shall be written for not less than limits of liability specified in the Contract Documents or required by law, whichever coverage is greater. Coverages, whether written on an occurrence or claims-made basis, shall be maintained without interruption from date of commencement of the Work until date of final payment and termination of any coverage required to be maintained after final payment.

11.1.2.1 The insurance required by Subparagraph 11.1.1 shall be written for not less than the following or greater if required by law and all such policies shall include the Owner as an additional named insured:

1. (a) State: _____ Statutory

AIA DOCUMENT A201 - GENERAL CONDITIONS OF THE CONTRACT FOR CONSTRUCTION - FOURTEENTH EDITION - AIA - COPYRIGHT 1987 - THE AMERICAN INSTITUTE OF ARCHITECTS, 1735 NEW YORK AVENUE N.W., WASHINGTON D.C. 20006-5292.. WARNING: Unlicensed photocopying violates U.S. copyright laws and is subject to legal prosecution. This document was electronically produced with permission of the AIA and can be reproduced without violation until the date of expiration as noted below.

Electronic Format A201-1987

(b) Applicable Federal: Statutory

2. Employer's Liability: \$500,000

3. Comprehensive General Liability (including Premises-Operations; Independent Contractors' Protective; Products and Completed Operations; Broad Form Property Damage and XCU Hazards Liability):

(a) Bodily Injury: \$5,000,000 Each Occurrence
\$5,000,000 Annual Aggregate

(b) Property Damage: \$2,000,000 Each Occurrence
\$2,000,000 Annual Aggregate

4. Contractual Liability (including indemnification provisions):

(a) Bodily Injury: \$5,000,000 Each Occurrence
\$5,000,000 Annual Aggregate

(b) Property Damage: \$2,000,000 Each Occurrence
\$5,000,000 Annual Aggregate

5. Personal Injury, with Employment Exclusion deleted:

(a) \$5,000,000 Annual Aggregate

6. Comprehensive Automobile Liability for both Owned vehicles and non-owned and hired vehicles:

(a) Bodily Injury: \$5,000,000 Each Person
\$5,000,000 Each Occurrence

(b) Property Damage: \$2,000,000 Each Occurrence

7. Aircraft Liability (owned and non-owned) when applicable:

- (Owner to approve limits proposed by Contractor).

8. Watercraft Liability (owned and non-owned) when applicable: (Owner to approved limits proposed by Contractor).

11.1.2.2 All Subcontractors shall carry policies with \$1,000,000 insurance coverage for their work on this project.

11.1.3 Certificates of Insurance acceptable to the Owner shall be filed with the Owner prior to commencement of the Work. These Certificates and the insurance policies required by this Paragraph 11.1 shall contain a provision that coverages afforded under the policies will not be cancelled or

allowed to expire until at least 30 days' prior written notice has been given to the Owner. If any of the foregoing insurance coverages are required to remain in force after final payment and are reasonably available, all additional certificate evidencing continuation of such coverage shall be submitted with the final Application for Payment as required by Subparagraph 9.10.2. Information concerning reduction of coverage shall be furnished by the Contractor with reasonable promptness in accordance with the Contractor's information and belief.

11.1.3.1 The Contractor shall furnish 3 copies each of Certificates of Insurance, herein required with one copy for Architect's use, which shall specifically set forth evidence of all coverage required herein. The form of the Certificate shall be AIA G-705. The Contractor shall furnish to the Owner copies of any endorsements that are subsequently issued amending coverage of limits.

11.2 OWNER'S LIABILITY INSURANCE

11.2.1 The Owner shall be responsible for purchasing and maintaining the Owner's usual liability insurance. Optionally, the Owner may purchase and maintain other insurance for self-protection against claims which may arise from operations under the Contract. The Contractor shall not be responsible for purchasing and maintaining this optional Owner's liability insurance unless specifically required by the Contract Documents.

11.3 PROPERTY INSURANCE

11.3.1 Unless otherwise provided, the Owner shall purchase and maintain, in a company or companies lawfully authorized to do business in the jurisdiction in which the Project is located, property insurance in the amount of the initial Contract Sum as well as subsequent modifications thereto for the entire Work at the site on a replacement cost basis without voluntary deductibles. Such property insurance shall be maintained, unless otherwise provided in the Contract Documents or otherwise agreed in writing by all persons and entities who are beneficiaries of such insurance, until final payment has been made as provided in Paragraph 9.10 or until no person or entity other than the Owner has an insurable interest in the property required by this Paragraph 11.3 to be covered, whichever is earlier. This insurance shall include interests of the Owner, ^{and} the Contractor, ~~Subcontractors and Sub-subcontractors~~ in the Work.

11.3.1.1 Property insurance shall be on an all-risk policy form and shall insure against the perils of fire and extended coverage and physical loss or damage including, without duplication of coverage, theft, vandalism, malicious mischief,

collapse, false-work, temporary buildings and debris removal including demolition occasioned by enforcement of any applicable legal requirements, and shall cover reasonable compensation for Architect's services and expenses required as a result of such insured loss. Coverage for other perils shall not be required unless otherwise provided in the Contract Documents.

11.3.1.2 If the Owner does not intend to purchase such property insurance required by the Contract and with all of the coverages in the amount described above, the Owner shall so inform the Contractor in writing prior to commencement of the Work. The Contractor may then effect insurance which will protect the interests of the Contractor, Subcontractors and Sub-subcontractors in the Work, and by appropriate Change Order the cost thereof shall be charged to the Owner. If the Contractor is damaged by the failure or neglect of the Owner to purchase or maintain insurance as described above, without so notifying the Contractor, then the Owner shall bear all reasonable costs properly attributable thereto.

11.3.1.3 If the property insurance requires minimum deductibles and such deductibles are identified in the Contract Documents, the Contractor shall pay costs not covered because of such deductibles. If the Owner or insurer increases the required minimum deductibles above the amounts so identified or if the Owner elects to purchase this insurance with voluntary deductible amounts, the Owner shall be responsible for payment of the additional costs not covered because of such increased or voluntary deductibles. If deductibles are not identified in the Contract Documents, the Owner shall pay costs not covered because of deductibles.

11.3.1.4 Unless otherwise provided in the Contract Documents, this property insurance shall cover portions of the Work stored off the site after written approval of the Owner at the value established in the approval, and also portions of the Work in transit.

11.3.2 Boiler and Machinery Insurance. The Owner shall purchase and maintain boiler and machinery insurance required by the Contract Documents or by law, which shall specifically cover such insured objects during installation and until final acceptance by the Owner; this insurance shall include interests of the Owner, Contractor, Subcontractors and Sub-subcontractors in the Work, and the Owner and Contractor shall be named insureds.

11.3.3 Loss of Use Insurance. The Owner, at the Owner's option, may purchase and maintain such insurance as will insure the Owner against loss of use of the Owner's property due to fire or other hazards, however caused. The

Owner waives all rights of action against the Contractor for loss of use of the Owner's property, including consequential losses due to fire or other hazards however caused.

11.3.4 If the Contractor requests in writing that insurance for risks other than those described herein or for other special hazards be included in the property insurance policy, the Owner shall, if possible, include such insurance, and the cost there of shall be charged to the Contractor by appropriate Change Order.

11.3.5 If during the Project construction period the Owner insures properties, real or personal or both, adjoining or adjacent to the site by property insurance under policies separate from those insuring the Project, or if after final payment property insurance is to be provided on the completed Project through a policy or policies other than those insuring the Project during the construction period, the Owner shall waive all rights in accordance with the terms of Subparagraph 11.3.7 for damages caused by fire or other perils covered by this separate property insurance. All separate policies shall provide this waiver of subrogation by endorsement or otherwise.

11.3.6 Before an exposure to loss may occur, the Owner shall file with the Contractor a copy of each policy that includes insurance coverages required by this Paragraph 11.3. Each policy shall contain all generally applicable conditions, definitions, exclusions and endorsements related to this Project. Each policy shall contain a provision that the policy will not be cancelled or allowed to expire until at least 30 days' prior written notice has been given to the Contractor.

11.3.7 Waivers of Subrogation. The Owner and Contractor waive all rights against (1) each other and any of their subcontractors, sub-subcontractors, agents and employees, each of the other, and (2) the Architect, Architect's consultants, separate contractors described in Article 6, if any, and any of their subcontractors, sub-subcontractors, agents and employees, for damages caused by fire or other perils to the extent covered by property insurance obtained pursuant to this Paragraph 11.3 or other property insurance applicable to the Work, except such rights as they have to proceeds of such insurance held by the Owner as fiduciary. The Owner or Contractor, as appropriate, shall require of the Architect, Architect's consultants, separate contractors described in Article 6, if any, and the subcontractors, sub-subcontractors, agents and employees of any of them, by appropriate agreements, written where legally required for validity, similar waivers each in favor of other parties enumerated herein. The policies shall provide such waivers of subrogation by endorsement or otherwise. A waiver of subrogation shall be effective as to a

person or entity even though that person or entity would otherwise have a duty of indemnification, contractual or otherwise, did not pay the insurance premium directly or indirectly, and whether or not the person or entity had an insurable interest in the property damaged.

11.3.8 A loss insured under Owner's property insurance shall be adjusted by the Owner as fiduciary and made payable to the Owner as fiduciary for the insureds, as their interests may appear, subject to requirements of any applicable mortgagee clause and of Subparagraph 11.3.10. The Contractor shall pay Subcontractors their just shares of insurance proceeds received by the Contractor, and by appropriate agreements, written where legally required for validity, shall require Subcontractors to make payments to their Sub-subcontractors in similar manner.

11.3.9 If required in writing by a party in interest, the Owner as fiduciary shall, upon occurrence of an insured loss, give bond for proper performance of the Owner's duties. The cost of required bonds shall be charged against proceeds received as fiduciary. The Owner shall deposit in a separate account proceeds so received, which the Owner shall distribute in accordance with such agreement as the parties in interest may reach, ~~or in accordance with an arbitration award in which case the procedure shall be as provided in Paragraph 4.5.~~ If after such loss no other special agreement is made, replacement of damaged property shall be covered by appropriate Change Order.

11.3.10 The Owner as fiduciary shall have power to adjust and settle a loss with insurers unless one of the parties in interest shall object in writing within five days after occurrence of loss to the Owner's exercise of this power; ~~if such objection be made, arbitrators shall be chosen as provided in Paragraph 4.5. The Owner as fiduciary shall, in that case, make settlement with insurers in accordance with directions of such arbitrators. - If distribution of insurance proceeds by arbitration is required, the arbitrators will direct such distribution.~~

11.3.11 Partial occupancy or use in accordance with Paragraph 9.9 shall not commence until the insurance company or companies providing property insurance have consented to such partial occupancy or use by endorsement or otherwise. The Owner and the Contractor shall take reasonable steps to obtain consent of the insurance company or companies and shall, without mutual written consent, take no action with respect to partial occupancy or use that would cause cancellation, lapse or reduction of insurance.

~~**11.3.12** The Contractor may, at its own choosing, purchase and maintain All Builders Risk Insurance as described in all paragraphs under Paragraph 11.3. The~~

~~Owner does have Builders Risk coverage. The Owner does not require the Contractor to carry additional Builders Risk coverage. Should the Contractor decide to carry Builders Risk Insurance for this project, the cost shall not be passed on to the Owner.~~

11.4 PERFORMANCE BOND AND PAYMENT BOND

11.4.1 The Owner shall have the right to require the Contractor to furnish bonds covering faithful performance of the Contract and payment of obligations arising thereunder as stipulated in bidding requirements or specifically required in the Contract Documents on the date of execution of the Contract.

11.4.2 Upon the request of any person or entity appearing to be a potential beneficiary of bonds covering payment of obligations arising under the Contract, the Contractor shall promptly furnish a copy of the bonds or shall permit a copy to be made.

ARTICLE 12 UNCOVERING AND CORRECTION OF WORK

12.1 UNCOVERING OF WORK

12.1.1 If a portion of the Work is covered contrary to the Architect's request or to requirements specifically expressed in the Contract Documents, it must, if required in writing by the Architect, be uncovered for the Architect's observation and be replaced at the Contractor's expense without change in the Contract Time.

12.1.2 If a portion of the Work has been covered which the Architect has not specifically requested to observe prior to its being covered, the Architect may request to see such Work and it shall be uncovered by the Contractor. If such Work is in accordance with the Contract Documents, costs of uncovering and replacement shall, by appropriate Change Order, be charged to the Owner. If such Work is not in accordance with the Contract Documents, the Contractor shall pay such costs unless the condition was caused by the Owner or a separate contractor in which event the Owner shall be responsible for payment of such costs.

12.2 CORRECTION OF WORK

12.2.1 The Contractor shall promptly correct Work rejected by the Architect or failing to conform to the requirements of the Contract Documents, whether observed before or after Substantial Completion and whether or not fabricated, installed or completed. The Contractor shall bear costs of correcting such rejected Work, including additional testing

AIA DOCUMENT A201 - GENERAL CONDITIONS OF THE CONTRACT FOR CONSTRUCTION - FOURTEENTH EDITION - AIA - COPYRIGHT 1987 - THE AMERICAN INSTITUTE OF ARCHITECTS, 1735 NEW YORK AVENUE N.W., WASHINGTON D.C. 20006-5292. WARNING: Unlicensed photocopying violates U.S. copyright laws and is subject to legal prosecution. This document was electronically produced with permission of the AIA and can be reproduced without violation until the date of expiration as noted below.

Electronic Format A201-1987

and inspections and compensation for the Architect's services and expenses made necessary thereby.

12.2.2 If, within one year after the date of Substantial Completion of the Work or designated portion thereof, or after the date for commencement of warranties established under Subparagraph 9.9.1, or by terms of an applicable special warranty required by the Contract Documents, any of the Work is found to be not in accordance with the requirements of the Contract Documents, the Contractor shall correct it promptly after receipt of written notice from the Owner to do so unless the Owner has previously given the Contractor a written acceptance of such condition. This period of one year shall be extended with respect to portions of Work first performed after Substantial Completion by the period of time between Substantial Completion and the actual performance of the Work. This obligation under this Subparagraph 12.2.2 shall survive acceptance of the Work under the Contract and termination of the Contract. The Owner shall give such notice promptly after discovery of the condition.

12.2.3 The Contractor shall remove from the site portions of the Work which are not in accordance with the requirements of the Contract Documents and are neither corrected by the Contractor nor accepted by the Owner.

12.2.4 If the Contractor fails to correct nonconforming Work within a reasonable time, the Owner may correct it in accordance with Paragraph 2.4. If the Contractor does not proceed with correction of such nonconforming Work within a reasonable time fixed by written notice from the Architect, the Owner may remove it and store the salvable materials or equipment at the Contractor's expense. If the Contractor does not pay costs of such removal and storage within ten days after written notice, the Owner may upon ten additional days' written notice sell such materials and equipment at auction or at private sale and shall account for the proceeds thereof, after deducting costs and damages that should have been borne by the Contractor, including compensation for the Architect's services and expenses made necessary thereby. If such proceeds of sale do not cover costs which the Contractor should have borne, the Contract Sum shall be reduced by the deficiency. If payments then or thereafter due the Contractor are not sufficient to cover such amount, the Contractor shall pay the difference to the Owner.

12.2.5 The Contractor shall bear the cost of correcting destroyed or damaged construction, whether completed or partially completed, of the Owner or separate contractors caused by the Contractor's correction or removal of Work which is not in accordance with the requirements of the Contract Documents.

12.2.6 Nothing contained in this Paragraph 12.2 shall be construed to establish a period of limitation with respect to other obligations which the Contractor might have under the Contract Documents. Establishment of the time period of one year as described in Subparagraph 12.2.2 relates only to the specific obligation of the Contractor to correct the Work, and has no relationship to the time within which the obligation to comply with the Contract Documents may be sought to be enforced, nor to the time within which proceedings may be commenced to establish the Contractor's liability with respect to the Contractor's obligations other than specifically to correct the Work.

12.3 ACCEPTANCE OF NONCONFORMING WORK

12.3.1 If the Owner prefers to accept Work which is not in accordance with the requirements of the Contract Documents, the Owner may do so instead of requiring its removal and correction, in which case the Contract Sum will be reduced as appropriate and equitable. Such adjustment shall be effected whether or not final payment has been made.

ARTICLE 13 MISCELLANEOUS PROVISIONS

13.1 GOVERNING LAW

13.1.1 The Contract shall be governed by the law of the place where the Project is located. _____

13.1.2 The table of contents and the headings of articles and paragraphs are for convenience only and shall not modify rights and obligations created by this agreement.

13.1.3 In case a provision of this agreement is held to be invalid, illegal or unenforceable, the remaining provisions of this agreement shall remain in force and shall be considered valid and enforceable.

13.2 SUCCESSORS AND ASSIGNS

13.2.1 The Owner and Contractor respectively bind themselves, their partners, successors, assigns and legal representatives to the other party hereto and to partners, successors, assigns and legal representatives of such other party in respect to covenants, agreements and obligations contained in the Contract Documents. Neither party to the Contract shall assign the Contract as a whole without written consent of the other. If either party attempts to make such an assignment without such consent, that party shall nevertheless remain legally responsible for all obligations under the

Contract.

13.3 WRITTEN NOTICE

13.3.1 Written notice shall be deemed to have been duly served if delivered in person to the individual or a member of the firm or entity or to an officer of the corporation for which it was intended, or if delivered at or sent by registered or certified mail to the last business address known to the party giving notice.

13.4 RIGHTS AND REMEDIES

13.4.1 Duties and obligations imposed by the Contract Documents and rights and remedies available thereunder shall be in addition to and not a limitation of duties, obligations, rights and remedies otherwise imposed or available by law.

13.4.2 No action or failure to act by the Owner, Architect or Contractor shall constitute a waiver of a right or duty afforded them under the Contract, nor shall such action or failure to act constitute approval of or acquiescence in a breach thereunder, except as may be specifically agreed in writing.

13.5 TESTS AND INSPECTIONS

13.5.1 Tests, inspections and approvals of portions of the Work required by the Contract Documents or by laws, ordinances, rules, regulations or orders of public authorities having jurisdiction shall be made at an appropriate time. Unless otherwise provided, the Contractor shall make arrangements for such tests, inspections and approvals with an independent testing laboratory or entity acceptable to the Owner, or with the appropriate public authority, and shall bear all related costs of tests, inspections and approvals. The Contractor shall give the Architect timely notice of when and where tests and inspections are to be made so the Architect may observe such procedures. The Owner shall bear costs of tests, inspections or approvals which do not become requirements until after bids are received or negotiations concluded.

13.5.2 If the Architect, Owner or public authorities having jurisdiction determine that portions of the Work require additional testing, inspection or approval not included under Subparagraph 13.5.1, the Architect will, upon written authorization from the Owner, instruct the Contractor to make arrangements for such additional testing, inspection or approval by an entity acceptable to the Owner, and the Contractor shall give timely notice to the Architect of when and where tests and inspections are to be made so the Architect may observe such procedures. The Owner shall bear such costs except as provided in Subparagraph 13.5.3.

13.5.3 If such procedures for testing, inspection or approval under Subparagraphs 13.5.1 and 13.5.2 reveal failure of the portions of the Work to comply with requirements established by the Contract Documents, the Contractor shall bear all costs made necessary by such failure including those of repeated procedures and compensation for the Architect's services and expenses.

13.5.4 Required certificates of testing, inspection or approval shall, unless otherwise required by the Contract Documents, be secured by the Contractor and promptly delivered to the Architect.

13.5.5 If the Architect is to observe tests, inspections or approvals required by the Contract Documents, the Architect will do so promptly and, where practicable, at the normal place of testing.

13.5.6 Tests or inspections conducted pursuant to the Contract Documents shall be made promptly to avoid unreasonable delay in the Work.

13.6 INTEREST

13.6.1 Payments due and unpaid under the Contract Documents shall bear interest from the date payment is due at such rate as the parties may agree upon in writing or, in the absence thereof, at the legal rate prevailing from time to time at the place where the Project is located.

13.7 COMMENCEMENT OF STATUTORY LIMITATION PERIOD

13.7.1 As between the Owner and Contractor:

- .1 **Before Substantial Completion.** As to acts or failures to act occurring prior to the relevant date of Substantial Completion, any applicable statute of limitations shall commence to run and any alleged cause of action shall be deemed to have accrued in any and all events not later than such date of Substantial Completion;
- .2 **Between Substantial Completion and Final Certificate for Payment.** As to acts or failures to act occurring subsequent to the relevant date of Substantial Completion and prior to issuance of the final Certificate for Payment, any applicable statute of limitations shall commence to run and any alleged cause of action shall be deemed to have accrued in any and all events not later than the date of issuance of the final Certificate for Payment; and

.3 After Final Certificate for Payment. As to acts or failures to act occurring after the relevant date of issuance of the final Certificate for Payment, any applicable statute of limitations shall commence to run and any alleged cause of action shall be deemed to have accrued in any and all events not later than the date of any act or failure to act by the Contractor pursuant to any warranty provided under Paragraph 3.5, the date of any correction of the Work or failure to correct the Work by the Contractor under Paragraph 12.2, or the date of actual commission of any other act or failure to perform any duty or obligation by the Contractor or Owner, whichever occurs last.

13.8 EQUAL OPPORTUNITY:

13.8.1 The Contractor shall maintain policies of employment as follows:

13.8.1.1 The Contractor and the Contractor's Subcontractors shall not discriminate against any employee or applicant for employment because of race, religion, color, sex or national origin. The Contractor shall take affirmative action to ensure that applicants are employed, and that employees are treated during employment without regard to their race, religion, color, sex or national origin. Such action shall include, but not be limited to, the following employment, upgrading, demotion or transfer, recruitment or recruitment advertising, layoff or termination, rates of pay or other forms of compensation, and selection for training, including apprenticeship. The Contractor agrees to post in conspicuous places, available to employees and applicants for employment, notices setting forth the policies of non-discrimination.

13.8.1.2 The Contractor and the Contractor's Subcontractors shall, in all solicitations or advertisements for employees placed by them or on their behalf, state that all qualified applicants will receive consideration for employment, and shall include notices setting forth the policies of non-discrimination.

ARTICLE 14

TERMINATION OR SUSPENSION OF THE CONTRACT

14.1 TERMINATION BY THE CONTRACTOR

14.1.1 The Contractor may terminate the Contract if the Work is stopped for a period of 30 days through no act or fault of the Contractor or a Subcontractor, Sub-subcontractor or their agents or employees or any other persons performing

portions of the Work under contract with the Contractor, for any of the following reasons:

- .1 issuance of an order of a court or other public authority having jurisdiction;
- .2 an act of government, such as a declaration of national emergency, making material unavailable;
- .3 because the Architect has not issued a Certificate for Payment and has not notified the Contractor of the reason for withholding certification as provided in Subparagraph 9.4.1, or because the Owner has not made payment on a Certificate for Payment within the time stated in the Contract Documents;
- .4 if repeated suspensions, delays or interruptions by the Owner as described in Paragraph 14.3 constitute in the aggregate more than 100 percent of the total number of days scheduled for completion, or 120 days in any 365-day period, whichever is less; or
- .5 the Owner has failed to furnish to the Contractor promptly, upon the Contractor's request, reasonable evidence as required by Subparagraph 2.2.1.

14.1.2 If one of the above reasons exists, the Contractor may, upon seven additional days written notice to the Owner and Architect, terminate the Contract and recover from the Owner payment for Work executed and for proven loss with respect to materials, equipment, tools, and construction equipment and machinery, including reasonable overhead and profit for work completed at the time of such termination.

14.1.3 If the Work is stopped for a period of 60 days through no act or fault of the Contractor or a Subcontractor or their agents or employees or any other persons performing portions of the Work under contract with the Contractor because the Owner has persistently failed to fulfill the Owner's obligations under the Contract Documents with respect to matters important to the progress of the Work, the Contractor may, upon seven additional days' written notice to the Owner and the Architect, terminate the Contract and recover from the Owner as provided in Subparagraph 14.1.2.

14.2 TERMINATION BY THE OWNER FOR CAUSE

14.2.1 The Owner may terminate the Contract if the Contractor:

- .1 persistently or repeatedly refuses or fails to supply enough properly skilled workers or proper materials;

- .2 fails to make payment to Subcontractors for materials or labor in accordance with the respective agreements between the Contractor and the Subcontractors;
- .3 persistently disregards laws, ordinances, or rules, regulations or orders of a public authority having jurisdiction; or
- .4 otherwise is guilty of substantial breach of a provision of the Contract Documents.

14.2.2 When any of the above reasons exist, the Owner, upon certification by the Architect that sufficient cause exists to justify such action, may without prejudice to any other rights or remedies of the Owner and after giving the Contractor and the Contractor's surety, if any, seven days' written notice, terminate employment of the Contractor and may, subject to any prior rights of the surety:

- .1 take possession of the site and of all materials, equipment, tools, and construction equipment and machinery thereon owned by the Contractor;
- .2 accept assignment of subcontracts pursuant to Paragraph 5.4; and
- .3 finish the Work by whatever reasonable method the Owner may deem expedient.

14.2.3 When the Owner terminates the Contract for one of the reasons stated in Subparagraph 14.2.1, the Contractor shall not be entitled to receive further payment until the Work is finished.

14.2.4 If the unpaid balance of the Contract Sum exceeds costs of finishing the Work, including compensation for the Architect's services and expenses made necessary thereby, such excess shall be paid to the Contractor. If such costs exceed the unpaid balance, the Contractor shall pay the difference to the Owner. The amount to be paid to the Contractor or Owner, as the case may be, shall be certified by the Architect, upon application, and this obligation for payment shall survive termination of the Contract.

14.3 SUSPENSION BY THE OWNER FOR CONVENIENCE

14.3.1 The Owner may, without cause, order the Contractor in writing to suspend, delay or interrupt the Work in whole or in part for such period of time as the Owner may determine.

14.3.2 An adjustment shall be made for increases in the cost of performance of the Contract, including profit on the

increased cost of performance, caused by suspension, delay or interruption. No adjustment shall be made to the extent:

- .1 that performance is, was or would have been so suspended, delayed or interrupted by another cause for which the Contractor is responsible; or
- .2 that an equitable adjustment is made or denied under another provision of this Contract.

14.3.3 Adjustments made in the cost of performance may have a mutually agreed fixed or percentage fee. _____

14.4 TERMINATION BY THE OWNER FOR CONVENIENCE:

14.4.1 The Owner may, at any time, terminate the Contract for the Owner's convenience and without cause.

14.4.2 Upon receipt of written notice from the Owner of such termination for the Owner's convenience, the Contractor shall:

- a. cease operations as directed by the Owner in such notice;
- b. take such actions necessary, or that the Owner may direct, for the protection and preservation of the Work; and
- c. except for the Work directed to be performed prior to the effective date of termination stated in the notice, terminate all existing Subcontracts and purchase orders and enter into no further Subcontracts and purchase orders.

14.4.3 In case of such termination for the Owner's convenience, the Contractor shall be entitled to receive payment from the Owner on the same basis provided in Subparagraph 14.1.2.

ARTICLE 15 - OTHER CONDITIONS OF THE CONTRACT

15.1 MISCELLANEOUS PROVISIONS:

15.1.1 The Contractor acknowledges that nothing in the performance of the Services of the Architect in connection with this project implies any undertaking for the benefit of, or which may be enforced by the Contractor, its Subcontractors or suppliers, or the surety of any of them, and that the obligations of the Architect run solely to the benefit of the Owner.

15.1.2 Access to Records. It is also agreed that the following Access to Records provision applies if Section 952 of the Omnibus Reconciliation Act of 1980 is found to apply to this contractual relationship. Until the expiration of 4 years after the furnishing of the services provided under this Contract, the Contractor will make available to the Secretary, U.S. Comptroller General, and their representatives, this Contract and all books, and documents and records necessary to certify the nature and extent of the costs for those services. If the Contractor carries out the duties of the Contract through a subcontract worth \$10,000.00 or more over a 12 month period with a related organization, the sub-period will also contain the access clause to permit access by the Secretary, Comptroller General, and their representative to the related organization's books and records.

15.1.3 Assignments of costs related to Fees, General Conditions, etc., shall be as per the Matrix provided in Exhibit "D".

15.2 SEALING OF SMOKE AND FIRE PENETRATIONS:

15.2.1 All penetrations (temporary or permanent), in walls, or floors shall be sealed or patched with a suitable material designed and developed for this purpose. Penetrations shall be sealed or patched so that no gap exists around or through the penetrating object. An approved list of sealing and patching materials is available from MMC Engineering. Reference NFPA 101B 1997; 12/13-3.6.2.

15.2.2 Penalties. Each unsealed penetration discovered during the punch list shall have a value withheld equal to a minimum of \$100 per penetration or an estimated corrected cost; whichever is greater.

15.3 SMOKING POLICY:

15.3.1 Maine Medical Center has instituted a Smoke-Free (Tobacco-Free) Policy that covers all hospital owned property and grounds as per Exhibit "C". This shall include all Maine Medical Center projects.

15.3.2 Penalties. For each tobacco product or portion thereof found on the construction site, a minimum value of \$100 per item shall be withheld from the Contractor's pay.

15.3.3 The Contractor shall have a written Smoking Policy approved by the Owner, and adopted by all Subcontractors and Sub-Subcontractors. The Smoking Policy shall be complete with penalties that include monetary fines and grounds for dismissal. All employees of the Contractor, Subcontractors and Sub-Subcontractors shall be issued a copy of such policy and shall sign an agreement form to abide by the said policy.

15.4 PROJECT MEETINGS:

15.4.1 Exhibit "A" contains a schedule of meetings and meeting attendees. The Contractor shall ensure that these meetings are properly coordinated and attended by its employees, Subcontractors, Sub-subcontracts, suppliers and others as requested.

15.4.2 The meetings shall be held at the job site unless otherwise arranged.

15.4.3 The Owner will require the attendance of the Architect and other disciplines as required

EXHIBIT "A"
SCHEDULE OF MEETINGS AND ATTENDEES

	Meeting	Attendees
1	Pre-Bid Conference	OR, GCPM, PA plus Bidders
2	Bid Review with Owner	OR, GCPE, GCPM, GCS, PA
3	Pre-Construction Conference	OR, GCPM, GCS, PA, Subs
4	Weekly Job Meetings	OR, GCPM, GCS, PA, Subs
5	Monthly Project Meetings	OR, GCPE(1), GCPM, GCS, PA, SE(4), MPE(6), EE(4), CE(3), LSA(5), Subs(1,2)
6	Pre-Installation Meetings	OR, GCPM, GCS, PA, Subs
7	Substantial Completion	OR, GCPM, GCS, PA, Subs
8	Building System Training for Owner	OR, GCS, MPE, EE, BT, Subs
9	Final Inspection	OR, GCPM, GCS, PA, MPE, EE, CE, LSA, Subs
10	Final Inspection (Tenants)	OR, GCPM, GCS, PA, MPE, EE, BT, Subs
11	Inspection of Punch List	OR, GCS, PA, MPE, EE, Others as appropriate

ATTENDEES:

OR - Owner's Representatives

GCE - General Contractors Project Executive

GCPM - General Contractor's Project Manager

GCS - General Contractor's Superintendant

PA - Project Architect

SE - Structural Engineer

MPE - Mechanical, Plumbing Engineer

EE - Electrical Engineer

CE - Civil Engineer

LSA - Landscape Architect

BT - Building Tenants/Occupants

Subs - Various Subcontractors

FOOTNOTES:

(1) - Present at various times depending upon issues

(2) - Present at various times appropriate to stages of development/construction

(3) - Present at least 4 times appropriate to stages of construction

(4) - Present at least 6 times appropriate to stages of construction

(5) - Present at least 2 times appropriate to stages of construction

(6) - Present at least 9 times appropriate to stages of construction

EXHIBIT "B"
MMC (Project Name)
LIEN WAIVER SUMMARY FORM

Contractor _____

Requisition Number _____

Project Number _____

Page _____ of _____

Date _____

Schedule of Values	General Contractor	Sub-Contractor	Sub-Contractor	Sub-Contractor	Major Supplier	Major Supplier	Major Supplier	Totals - This Req.	Totals - To Date
General Conditions									
Value #2									
Value #3									
Value #4									
Value #5									
Value #6									
Value #7									
Value #8									
Value #9									
Value #10									
Value #11									
Value #12									
Value #13									
Value #14									
Change Order #1									
Change Order #2									
Requisition Amount	\$ -	\$ -	\$ -	\$ -	\$ -	\$ -	\$ -	\$ -	\$ -
Retainage	\$ -	\$ -	\$ -	\$ -	\$ -	\$ -	\$ -	\$ -	\$ -
No Retainage									
Lien Waiver Amount	\$ -	\$ -	\$ -	\$ -	\$ -	\$ -	\$ -	\$ -	\$ -
Lien Waiver Number									

EXHIBIT "C"
MAINE MEDICAL CENTER
INSTITUTIONAL POLICY

Policy Title: Smoke-Free (Tobacco-Free) Policy

Policy Statement: Effective 1/1/99, smoking and the use of tobacco products will be prohibited on hospital owned property and grounds and within 50 feet of all entrances.

Rationale: Maine Medical Center is committed to the prevention of disease, the promotion of health and healing. Tobacco use, smoking and Environmental Tobacco Smoke (ETS) pose serious health/safety risks and undermine medical treatment.

Scope: This policy applies to patients (exception criteria may be established), employees, volunteers, visitors, contracted workers and medical staff, etc.

Responsibility/Enforcement:

- It is the responsibility of physicians to educate patients about the smoke-free policy before they are admitted to the hospital.
- It is the responsibility of managers to enforce the policy with employees. Employees are subject to disciplinary action if this policy is disregarded.
- It is the responsibility of all employees, including security, to enforce the policy with visitors.
- It is the responsibility of the Admitting Office and Emergency personnel to review this policy with any patients at the time of admission or pre-admission to the hospital.

Prevention: Maine Medical Center supports efforts to reduce youth use of tobacco products.

Withdrawal/Cessation Resources: Patients are to be offered withdrawal, medical and cessation assistance. Employee tobacco cessation efforts will be supported through the Employee Assistance and/or Insurance Programs.

Original Date: January, 1999

Revised Date: N/A

EXHIBIT "D"
ASSIGNMENT OF COST CATEGORIES MATRIX

	Description	Fee	GC	Cost of the Work	Owner Supplied	Comments
1	Officer's salaries & benefits	X				*1
2	Home office rent & utilities	X				
3	Home office automobile & travel	X				
4	Home office overhead (purchasing, accounting and clerical)	X				
5	Project Manager(s) salary & benefits		X			
6	Profit	X				
7	Preparation of conceptual schematic & design development estimates		X			
8	Preparation & updating project schedules		X			
9	Subcontractor bid solicitation & negotiation		X			
10	Computer time		X			
11	Preparation of monthly pay requests		X			
12	Conducting of job progress meetings		X			
13	Contractors' liability insurance		X			
14	Fire insurance/builder's risk insurance				X	
15	Construction drawings and specifications		X		X	*3
16	Record drawings		X			
17	Permit and fees		X			*2
18	Initial site survey				X	
19	Geotechnical investigation				X	
20	Base line & control engineering		X			
21	Building layout & engineering		X			
22	Construction fence		X			
23	Engineering for site work subcontractor		X			
24	General superintendent		X			
25	Project superintendent		X			
26	Site office & sheds		X			
27	Site office supplies & equipment		X			
28	Sanitary facilities		X			
29	Telephone, telegraph, messenger		X			
30	Travel expenses		X			
31	Guardrails & protection at interior openings		X			
32	Temporary protection		X	X		*4
33	Clean building		X			
34	Clean glass		X			
35	Rubbish removal		X	X		*4
36	Temporary heat equipment		X	X		*4
37	Temporary heat fuel		X	X		*4
38	Temporary electrical power		X	X		*4
39	Temporary water		X			
40	Labor/insurance/tax benefits of G.C. labor		X			
41	GL/PPD insurance		X			
42	Owner purchased items				X	
43	Equipment rentals		X	X		*4
44	Subcontracts			X		
45	Tools and consumables		X			
46	Sales taxes		X			
47	Winter conditions & temporary enclosures		X			
48	Bonding costs		X			
49	Staging & hoisting		X			
50	HVAC test and balance		X			
51	Construction period materials testing				X	

COMMENTS

- *1 Personnel only while performing services directly in conjunction with the project are included in General Conditions
- *2 Amounts are subject to an Allowance.
- *3 Refer to Article 2.2.5 of the Modified General Conditions.
- *4 May be Cost of the Work provided by Subcontractor, Sub-subcontractor or Vendor.

KEY

Fee = General Contractors OH & Profit
GC = General Conditions

EXHIBIT E

SUPPLEMENTAL CONDITIONS TO THE AIA A201 (1987) GENERAL CONDITIONS FOR THE MAINE MEDICAL CENTER RESEARCH INSTITUTE ADDITION PROJECT SCARBOROUGH, MAINE (PC PROJECT NO. 12489)

The General Conditions of the Contract for Construction, AIA Document A201 (1987 Edition), are modified as follows:

1. In article 3.9.3 of the AIA A201 (1987) General Conditions, replace the reference to a "telephone pager" with a "cell phone."
2. Insert the following new article 4.3.10:

§ 4.3.10 Claims for Consequential Damages. The Contractor and Owner waive Claims against each other for consequential damages arising out of or relating to this Contract. This mutual waiver includes:

- .1 damages incurred by the Owner for rental expenses, for losses of use, income, profit, financing, business and reputation, and for loss of management or employee productivity or of the services of such persons; and
- .2 damages incurred by the Contractor for principal office expenses including the compensation of personnel stationed there, for losses of financing, business and reputation, and for loss of profit except anticipated profit arising directly from the Work.

This mutual waiver is applicable, without limitation, to all consequential damages due to either party's termination in accordance with Article 14. Nothing contained in this Section 4.3.10 shall be deemed to preclude an award of liquidated damages, when applicable, in accordance with the requirements of the Contract Documents.

3. Delete article 11.3.12 in its entirety.

SECTION 011000

SUMMARY

PART 1 - GENERAL

1.1 RELATED DOCUMENTS

- A. Drawings and general provisions of the Contract, including General and Supplementary Conditions and other Division 1 Specification Sections, apply to this Section.

1.2 WORK COVERED BY CONTRACT DOCUMENTS

- A. Project Identification: Bean 2 Inpatient Services.
 - 1. Project Location: Maine Medical Center, 22 Bramhall Street, Portland, ME 04102
 - 2. Owner: Richard Saklad, Maine Medical Center, 22 Bramhall Street, Portland, ME 04102
- B. Architect Identification: The Contract Documents, dated September 12, 2008, were prepared for Project by SMRT Inc, 144 Fore Street, Portland, ME 04101.
- C. Construction Manager: Langford and Low has been engaged as Construction Manager for this Project to serve as an advisor to Owner and to provide assistance in administering the Contract for Construction between Owner and each Contractor, according to a separate contract between Owner and Construction Manager.
- D. Construction Manager: Langford and Low is Construction Manager for this Project and is Project's Constructor. In Divisions 1 through 16 Specifications, the terms "Construction Manager" and "Contractor" are synonymous.
- E. Project Coordinator: Richard Saklad has been appointed by Owner to serve as Project Coordinator.
- F. The Work consists of Project consists of two new patient rooms, OT/PT area, staff lounge, new med room, new shared ADA accessible toilet/shower room, conference and office space.
 - 1. The Work includes Doors, Frames, & Hardware, Interior Finishes (Rubber flooring, tile, ACT, painting, carpeting and other misc. finishes), wall protection, interior architectural woodwork, electrical, mechanical and plumbing renovations.

1.3 CONTRACT

- A. Project will be constructed under an AIA A121CMc construction management agreement between the Owner and Construction Manager. AIA A201 General Conditions will apply.

1.4 WORK SEQUENCE

A. The Work shall be conducted in 1 phase.

1. Phase 1: This single phase includes the entire scope of work. Means and methods for completing this work as a single phase shall be the responsibility of the Contractor. Work of this phase shall be substantially complete and ready for occupancy within 200 days of the commencement of construction.

1.5 USE OF PREMISES

A. General: Contractor shall have full use of premises for construction operations, including use of Project site, during construction period. Contractor's use of premises is limited only by Owner's right to perform work or to retain other contractors on portions of Project.

1.6 BUILDING PERMIT

A. The Contractor will obtain the building permit for the project.

1.7 TAX-EXEMPT STATUS

A. The project is tax exempt. A copy of the Owner's tax-exempt certificate will be provided upon request.

1.8 OWNER-FURNISHED PRODUCTS

A. Owner will furnish general equipment and furnishings. The Work includes providing support systems to receive Owner's equipment as well as plumbing, mechanical, and electrical connections.

1. Owner will arrange for and deliver Shop Drawings, Product Data, and Samples to Contractor.
2. Owner will arrange and pay for delivery of Owner-furnished items according to Contractor's Construction Schedule.
3. After delivery, Owner will inspect delivered items for damage. Contractor shall be present for and assist in Owner's inspection.
4. If Owner-furnished items are damaged, defective, or missing, Owner will arrange for replacement.
5. Owner will arrange for manufacturer's field services and for delivery of manufacturer's warranties to Contractor.
6. Owner will furnish Contractor the earliest possible delivery date for Owner-furnished products. Using Owner-furnished earliest possible delivery dates, Contractor shall designate delivery dates of Owner-furnished items in Contractor's Construction Schedule.
7. Contractor shall review Shop Drawings, Product Data, and Samples and return them to Architect noting discrepancies or anticipated problems in use of product.
8. Contractor is responsible for receiving, unloading, and handling Owner-furnished items at Project site.

9. Contractor is responsible for protecting Owner-furnished items from damage during storage and handling, including damage from exposure to the elements.
10. If Owner-furnished items are damaged as a result of Contractor's operations, Contractor shall repair or replace them.

1.9 SPECIFICATION FORMATS AND CONVENTIONS

- A. Specification Format: The Specifications are organized into Divisions and Sections using the 33-division format and CSI/CSC's "MasterFormat" numbering system.
 1. Section Identification: The Specifications use section numbers and titles to help cross-referencing in the Contract Documents. Sections in the Project Manual are in numeric sequence; however, the sequence is incomplete. Consult the table of contents at the beginning of the Project Manual to determine numbers and names of sections in the Contract Documents.
- B. Specification Content: The Specifications use certain conventions for the style of language and the intended meaning of certain terms, words, and phrases when used in particular situations. These conventions are as follows:
 1. Abbreviated Language: Language used in the Specifications and other Contract Documents is abbreviated. Words and meanings shall be interpreted as appropriate. Words implied, but not stated, shall be inferred as the sense requires. Singular words shall be interpreted as plural, and plural words shall be interpreted as singular where applicable as the context of the Contract Documents indicates.
 2. Imperative mood and streamlined language are generally used in the Specifications. Requirements expressed in the imperative mood are to be performed by Contractor. Occasionally, the indicative or subjunctive mood may be used in the Section Text for clarity to describe responsibilities that must be fulfilled indirectly by Contractor or by others when so noted.
 - a. The words "shall," "shall be," or "shall comply with," depending on the context, are implied where a colon (:) is used within a sentence or phrase.

END OF SECTION 011000

SECTION 011400

WORK RESTRICTIONS

PART 1 - GENERAL

1.1 RELATED DOCUMENTS

- A. Drawings and general provisions of the Contract, including General Conditions and other Division 1 Specification Sections, apply to this Section.

1.2 USE OF PREMISES

- A. Use of Site: Limit use of premises to work in areas indicated. Do not disturb portions of site beyond areas in which the Work is indicated.
 - 1. Limits: Confine construction operations to areas shown on the key and facility plans on the construction drawings.
 - 2. Owner Occupancy: Allow for Owner occupancy of site.
 - 3. Driveways and Entrances: Keep driveways and entrances serving premises clear and available to Owner, Owner's employees, and emergency vehicles at all times. Do not use these areas for parking or storage of materials.
 - a. Schedule deliveries to minimize use of driveways and entrances.
 - b. Schedule deliveries to minimize space and time requirements for storage of materials and equipment on-site.
- B. Use of Existing Building: Maintain existing building in a weather tight condition throughout construction period. Repair damage caused by construction operations. Protect building and its occupants during construction period.
- C. General: Limitations on site usage as well as specific requirements that impact site utilization are indicated on the drawings and by other contract documents. In addition to these limitations and requirements administer allocation of available space equitably among entities needing both access and space so as to produce the best overall efficiency in performance of the total work of the project. Schedule deliveries so as to minimize space and time requirements for storage of materials and equipment on site.
- D. Special Provisions: The Owner shall be consulted in advance in all premises matters regarding use of the site. All deliveries and transport at the premises are to be coordinated through the Project Manager. In the even of an apparent conflict of activities, the Owner's needs shall have priority.
- E. Notify Project Manager and get approval prior to commencing any loud or noisy activity. Project Manager shall contact Charge Nurses on adjacent floors to verify acceptability of work.

1.3 OCCUPANCY REQUIREMENTS

- A. Full Owner Occupancy: Owner will occupy site and existing building during entire construction period. Cooperate with Owner during construction operations to minimize conflicts and facilitate Owner usage. Perform the Work so as not to interfere with Owner's operations.

- B. Partial Owner Occupancy: Owner reserves the right to occupy and to place and install equipment in completed areas of building, before Substantial Completion, provided such occupancy does not interfere with completion of the Work. Such placement of equipment and partial occupancy shall not constitute acceptance of the total Work.
 - 1. Architect will prepare a Certificate of Substantial Completion for each specific portion of the Work to be occupied before Owner occupancy.
 - 2. Obtain a Certificate of Occupancy from authorities having jurisdiction before Owner occupancy.
 - 3. Before partial Owner occupancy, mechanical and electrical systems shall be fully operational, and required tests and inspections shall be successfully completed. On occupancy, Owner will provide, operate, and maintain mechanical and electrical systems serving occupied portions of building.
 - 4. On occupancy, Owner will assume responsibility for maintenance and custodial service for occupied portions of building.

PART 2 - PRODUCTS (Not Used)

PART 3 - EXECUTION (Not Used)

END OF SECTION 011400

SECTION 012600

CONTRACT MODIFICATION PROCEDURES

PART 1 - GENERAL

1.1 RELATED DOCUMENTS

- A. Drawings and general provisions of the Contract, including General Conditions and other Division 1 Specification Sections, apply to this Section.

1.2 SUMMARY

- A. This Section specifies administrative and procedural requirements for handling and processing Contract modifications.
- B. Related Sections include the following:
 - 1. Division 1 Section "Allowances" for procedural requirements for handling and processing allowances.
 - 2. Division 1 Section "Unit Prices" for administrative requirements for using unit prices.
 - 3. Division 1 Section "Product Requirements" for administrative procedures for handling requests for substitutions made after Contract award.

1.3 MINOR CHANGES IN THE WORK

- A. Architect will issue through Construction Manager supplemental instructions authorizing Minor Changes in the Work, not involving adjustment to the Contract Sum or the Contract Time, on AIA Document G710, "Architect's Supplemental Instructions."

1.4 PROPOSAL REQUESTS

- A. Owner-Initiated Proposal Requests: Architect will issue a detailed description of proposed changes in the Work that may require adjustment to the Contract Sum or the Contract Time. If necessary, the description will include supplemental or revised Drawings and Specifications.
 - 1. Proposal Requests issued by Architect are for information only. Do not consider them instructions either to stop work in progress or to execute the proposed change.
 - 2. Within 7 calendar days after receipt of Proposal Request, submit a quotation estimating cost adjustments to the Contract Sum and the Contract Time necessary to execute the change.
 - a. Include a list of quantities of products required or eliminated and unit costs, with total amount of purchases and credits to be made. If requested, furnish survey data to substantiate quantities.

- b. Indicate applicable taxes, delivery charges, equipment rental, and amounts of trade discounts.
 - c. Include an updated Contractor's Construction Schedule that indicates the effect of the change, including, but not limited to, changes in activity duration, start and finish times, and activity relationship. Use available total float before requesting an extension of the Contract Time.
- B. Contractor-Initiated Proposals: If latent or unforeseen conditions require modifications to the Contract, Contractor may propose changes by submitting a request for a change to Construction Manager.
 1. Include a statement outlining reasons for the change and the effect of the change on the Work. Provide a complete description of the proposed change. Indicate the effect of the proposed change on the Contract Sum and the Contract Time.
 2. Include a list of quantities of products required or eliminated and unit costs, with total amount of purchases and credits to be made. If requested, furnish survey data to substantiate quantities.
 3. Indicate applicable taxes, delivery charges, equipment rental, and amounts of trade discounts.
 4. Include an updated Contractor's Construction Schedule that indicates the effect of the change, including, but not limited to, changes in activity duration, start and finish times, and activity relationship. Use available total float before requesting an extension of the Contract Time.
 5. Comply with requirements in Division 1 Section "Product Requirements" if the proposed change requires substitution of one product or system for product or system specified.
- C. Proposal Request Form: Use AIA Document G709 for Proposal Requests.

1.5 ALLOWANCES

- A. Allowance Adjustment: To adjust allowance amounts, base each Change Order proposal on the difference between purchase amount and the allowance, multiplied by final measurement of work-in-place. If applicable, include reasonable allowances for cutting losses, tolerances, mixing wastes, normal product imperfections, and similar margins.
 1. Include installation costs in purchase amount only where indicated as part of the allowance.
 2. If requested, prepare explanation and documentation to substantiate distribution of overhead costs and other margins claimed.
 3. Submit substantiation of a change in scope of work, if any, claimed in Change Orders related to unit-cost allowances.
 4. Owner reserves the right to establish the quantity of work-in-place by independent quantity survey, measure, or count.
- B. Submit claims for increased costs because of a change in scope or nature of the allowance described in the Contract Documents, whether for the Purchase Order amount or Contractor's handling, labor, installation, overhead, and profit. Submit claims within 14 calendar days of receipt of the Change Order or Construction Change Directive authorizing work to proceed. Owner will reject claims submitted later than 14 calendar days after such authorization.

1. Do not include Contractor's or subcontractor's indirect expense in the Change Order cost amount unless it is clearly shown that the nature or extent of work has changed from what could have been foreseen from information in the Contract Documents.
2. No change to Contractor's indirect expense is permitted for selection of higher- or lower-priced materials or systems of the same scope and nature as originally indicated.

1.6 CHANGE ORDER PROCEDURES

- A. On Owner's approval of a Proposal Request, Architect will issue a Change Order for signatures of Owner and Contractor on AIA Document G701.

1.7 CONSTRUCTION CHANGE DIRECTIVE

- A. Construction Change Directive: Architect may issue a Construction Change Directive on AIA Document G714. Construction Change Directive instructs Contractor to proceed with a change in the Work, for subsequent inclusion in a Change Order.
 1. Construction Change Directive contains a complete description of change in the Work. It also designates method to be followed to determine change in the Contract Sum or the Contract Time.
- B. Documentation: Maintain detailed records on a time and material basis of work required by the Construction Change Directive.
 1. After completion of change, submit an itemized account and supporting data necessary to substantiate cost and time adjustments to the Contract.

PART 2 - PRODUCTS (Not Used)

PART 3 - EXECUTION (Not Used)

END OF SECTION 012600

SECTION 012900

PAYMENT PROCEDURES

PART 1 - GENERAL

1.1 RELATED DOCUMENTS

- A. Drawings and general provisions of the Contract, including General Conditions and other Division 1 Specification Sections, apply to this Section.

1.2 SUMMARY

- A. This Section specifies administrative and procedural requirements necessary to prepare and process Applications for Payment.
- B. Related Sections include the following:
 - 1. Division 1 Section "Contract Modification Procedures" for administrative procedures for handling changes to the Contract.
 - 2. Division 1 Section "Construction Progress Documentation" for administrative requirements governing preparation and submittal of Contractor's Construction Schedule and Submittals Schedule.

1.3 DEFINITIONS

- A. Schedule of Values: A statement furnished by Contractor allocating portions of the Contract Sum to various portions of the Work and used as the basis for reviewing Contractor's Applications for Payment.

1.4 SCHEDULE OF VALUES

- A. Coordination: Coordinate preparation of the Schedule of Values with preparation of Contractor's Construction Schedule.
 - 1. Correlate line items in the Schedule of Values with other required administrative forms and schedules, including the following:
 - a. Application for Payment forms with Continuation Sheets.
 - b. Submittals Schedule.
 - 2. Submit the Schedule of Values to Architect through Construction Manager at earliest possible date but no later than the pre-construction conference.
- B. Format and Content: Use the Project Manual table of contents as a guide to establish line items for the Schedule of Values. Provide at least one line item for each Specification Section.

1. Identification: Include the following Project identification on the Schedule of Values:
 - a. Project name and location.
 - b. Name of Architect.
 - c. Architect's project number.
 - d. Contractor's name and address.
 - e. Date of submittal.

2. Arrange the Schedule of Values in tabular form with separate columns to indicate the following for each item listed:
 - a. Related Specification Section or Division.
 - b. Description of the Work.
 - c. Name of subcontractor.
 - d. Name of manufacturer or fabricator.
 - e. Name of supplier.
 - f. Change Orders (numbers) that affect value.
 - g. Dollar value.
 - 1) Percentage of the Contract Sum to nearest one-hundredth percent, adjusted to total 100 percent.

3. Provide a breakdown of the Contract Sum in enough detail to facilitate continued evaluation of Applications for Payment and progress reports. Coordinate with the Project Manual table of contents. Provide several line items for principal subcontract amounts, where appropriate.
4. Round amounts to nearest whole dollar; total shall equal the Contract Sum.
5. Provide a separate line item in the Schedule of Values for each part of the Work where Applications for Payment may include materials or equipment purchased or fabricated and stored, but not yet installed.
 - a. Differentiate between items stored on-site and items stored off-site. Include evidence of insurance or bonded warehousing if required.
6. Allowances: Provide a separate line item in the Schedule of Values for each allowance. Show line-item value of unit-cost allowances, as a product of the unit cost, multiplied by measured quantity. Use information indicated in the Contract Documents to determine quantities.
7. Each item in the Schedule of Values and Applications for Payment shall be complete. Include total cost and proportionate share of general overhead and profit for each item.
 - a. Temporary facilities and other major cost items that are not direct cost of actual work-in-place may be shown either as separate line items in the Schedule of Values or distributed as general overhead expense, at Contractor's option.

8. Schedule Updating: Update and resubmit the Schedule of Values before the next Applications for Payment when Change Orders or Construction Change Directives result in a change in the Contract Sum.

1.5 APPLICATIONS FOR PAYMENT

- A. Each Application for Payment shall be consistent with previous applications and payments as certified by Architect and Construction Manager and paid for by Owner.
 - 1. Initial Application for Payment, Application for Payment at time of Substantial Completion, and final Application for Payment involve additional requirements.
- B. Payment Application Times: The date for each progress payment is indicated in the Agreement between Owner and Contractor. The period of construction Work covered by each Application for Payment is the period indicated in the Agreement.
- C. Payment Application Times: The date for each progress payment is the last day of each month. The period covered by each Application for Payment starts on the day following the end of the preceding period and ends 15 days before the date for each progress payment.
- D. Payment Application Forms: Use AIA Document G702 and AIA Document G703 Continuation Sheets as form for Applications for Payment.
- E. Sample copies are included at end of this Section.
- F. Application Preparation: Complete every entry on form. Notarize and execute by a person authorized to sign legal documents on behalf of Contractor. Architect will return incomplete applications without action.
 - 1. Entries shall match data on the Schedule of Values and Contractor's Construction Schedule. Use updated schedules if revisions were made.
 - 2. Include amounts of Change Orders and Construction Change Directives issued before last day of construction period covered by application.
- G. Transmittal: Submit 3 signed and notarized original copies of each Application for Payment to Architect by a method ensuring receipt with-in 48 hours. One copy shall include waivers of lien and similar attachments if required.
 - 1. Transmit each copy with a transmittal form listing attachments and recording appropriate information about application.
- H. Waivers of Mechanic's Lien: For each payment application, submit waivers of lien from every entity (including Contractor) who could lawfully and possibly file a lien in excess of \$500 arising out of the Contract, and related to work covered by the payment. The following is a list of entities that the owner will require lien waivers from as a minimum: general contractor, subcontractors, sub-subcontractors, and Major Suppliers, including but not limited to: Steel Manufacturers, Concrete Suppliers, Millwork Companies, Door and Hardware Suppliers, Flooring Suppliers, HVAC Suppliers, Electrical Switchgear and Panel Suppliers for construction period covered by the previous application.
 - 1. Submit partial waivers on each item for amount requested, before deduction for retainage, on each item.
 - 2. When an application shows completion of an item, submit final or full waivers.
 - 3. Owner reserves the right to designate which entities involved in the Work must submit waivers.
 - 4. Waiver Delays: Submit each Application for Payment with Contractor's waiver of mechanic's lien for construction period covered by the application.

- a. Submit final Application for Payment with or preceded by final waivers from every entity involved with performance of the Work covered by the application who is lawfully entitled to a lien.
 5. Waiver Forms: Submit waivers of lien on form shown at the end of this section, labeled as "Contractor, Sub-Contractor and Major Supplier Affidavit and Lien Waver".
 6. Lien Waiver Summary Form: Submit a Lien Waiver Summary Sheet with each payment requisition, displaying the Schedule of Values (or construction activity), the contractor, sub-contractor, and suppliers, and the lien waiver amount for the current requisition. The Lien Waiver Summary should also include the cumulative lien waiver totals for each schedule of value item. A sample of the Lien Waiver Summary form is included in the "Modified General Conditions" as Exhibit "B", labeled "Lien Waiver Summary Form".
- I. Initial Application for Payment: Administrative actions and submittals that must precede or coincide with submittal of first Application for Payment include the following:
1. List of subcontractors.
 2. Schedule of Values.
 3. Contractor's Construction Schedule.
 4. Products list.
 5. Schedule of unit prices.
 6. Submittals Schedule (preliminary if not final).
 7. List of Contractor's staff assignments.
 8. List of Contractor's principal consultants.
 9. Copies of building permits.
 10. Copies of authorizations and licenses from authorities having jurisdiction for performance of the Work.
 11. Initial progress report.
 12. Report of preconstruction conference.
- J. Application for Payment at Substantial Completion: After issuing the Certificate of Substantial Completion, submit an Application for Payment showing 100 percent completion for portion of the Work claimed as substantially complete.
1. Include documentation supporting claim that the Work is substantially complete and a statement showing an accounting of changes to the Contract Sum.
 2. This application shall reflect Certificates of Partial Substantial Completion issued previously for Owner occupancy of designated portions of the Work.
 3. Include occupancy permits and similar approvals or certifications by governing authorities and franchised services, assuring Owner's full access and use of completed work.
 4. Test/adjust/balance records, maintenance instructions, meter readings, start-up performance reports, and similar change-over information germane to Owner's occupancy, use, operation and maintenance of completed work.
 5. Final cleaning of the work.
 6. Application for reduction (if any) of retainage, and consent of surety.
 7. Advice to Owner on coordination of shifting insurance coverages, including proof of extended coverages as required.
 8. Listing of Contractor's incomplete work, recognized as exceptions to Architect's certificate of substantial completion.

- K. Final Payment Application: Submit final Application for Payment with releases and supporting documentation not previously submitted and accepted, including, but not limited, to the following:
1. Evidence of completion of Project closeout requirements.
 2. Insurance certificates for products and completed operations where required and proof that taxes, fees, and similar obligations were paid.
 3. Updated final statement, accounting for final changes to the Contract Sum.
 4. AIA Document G706, "Contractor's Affidavit of Payment of Debts and Claims." [review]
 5. AIA Document G706A, "Contractor's Affidavit of Release of Liens."
 6. AIA Document G707, "Consent of Surety to Final Payment." [
 7. Evidence that claims have been settled.
 8. Final meter readings for utilities, a measured record of stored fuel, and similar data as of date of Substantial Completion or when Owner took possession of and assumed responsibility for corresponding elements of the Work.
 9. Final, liquidated damages settlement statement.
- L. Mechanics Liens: If a subcontractor refuses to furnish a release of waiver required by the Owner, the Contractor shall furnish a bond satisfactory to the Owner to indemnify the Owner against such a lien. If such a lien remains unsatisfied after payments are made, the Contractor shall refund to the Owner all money that the Owner may be compelled to pay in discharging such lien including all costs and reasonable attorney fees.

PART 2 - PRODUCTS (Not Used)

PART 3 - EXECUTION (Not Used)

Application and Certificate for Payment

TO OWNER: PROJECT: _____ **APPLICATION NO:** _____ **Distribution to:**
FROM CONTRACTOR: _____ **PERIOD TO:** _____ **OWNER:**
CONTRACTOR: _____ **CONTRACT FOR:** General Construction **ARCHITECT:**
 VIA _____ **CONTRACT DATE:** _____ **CONTRACTOR:**
ARCHITECT: _____ **PROJECT NOS:** _____ / _____ / _____ **FIELD:**
 _____ **OTHER:**

CONTRACTOR'S APPLICATION FOR PAYMENT
 Application is made for payment, as shown below, in connection with the Contract. Continuation Sheet, AIA Document G703, is attached.

1. ORIGINAL CONTRACT SUM	\$	0.00
2. Net change by Change Orders	\$	0.00
3. CONTRACT SUM TO DATE (Line 1 ± 2)	\$	0.00
4. TOTAL COMPLETED & STORED TO DATE (Column G on G703)	\$	0.00

5. RETAINAGE:
 a. 0 % of Completed Work (Column D + E on G703) \$ 0.00
 b. 0 % of Stored Material (Column F on G703) \$ 0.00
 Total Retainage (Lines 5a + 5b or Total in Column I of G703) \$ 0.00

6. TOTAL EARNED LESS RETAINAGE	\$	0.00
(Line 4 Less Line 5 Total)		
7. LESS PREVIOUS CERTIFICATES FOR PAYMENT	\$	0.00
(Line 6 from prior Certificate)		

8. CURRENT PAYMENT DUE	\$	0.00
9. BALANCE TO FINISH, INCLUDING RETAINAGE (Line 3 less Line 6)	\$	0.00

CHANGE ORDER SUMMARY	ADDITIONS	DEDUCTIONS
Total changes approved in previous months by Owner	\$ 0.00	\$ 0.00
Total approved this Month	\$ 0.00	\$ 0.00
TOTALS	\$ 0.00	\$ 0.00
NET CHANGES by Change Order	\$	0.00

The undersigned Contractor certifies that to the best of the Contractor's knowledge, information and belief the Work covered by this Application for Payment has been completed in accordance with the Contract Documents, that all amounts have been paid by the Contractor for Work for which previous Certificates for Payment were issued and payments received from the Owner, and that current payment shown herein is now due.

CONTRACTOR: _____ **Date:** _____
 By: _____
 State of: _____
 County of: _____
 Subscribed and sworn to before me this _____ day of _____
 Notary Public: _____
 My Commission expires: _____

ARCHITECT'S CERTIFICATE FOR PAYMENT
 In accordance with the Contract Documents, based on on-site observations and the data comprising this application, the Architect certifies to the Owner that to the best of the Architect's knowledge, information and belief the Work has progressed as indicated, the quality of the Work is in accordance with the Contract Documents, and the Contractor is entitled to payment of the AMOUNT CERTIFIED.

AMOUNT CERTIFIED \$ 0.00
 (Attach explanation if amount certified differs from the amount applied. Initial all figures on this Application and on the Continuation Sheet that are changed to conform with the amount certified.)

ARCHITECT: _____ **Date:** _____
 By: _____

This Certificate is not negotiable. The AMOUNT CERTIFIED is payable only to the Contractor named herein. Issuance, payment and acceptance of payment are without prejudice to any rights of the Owner or Contractor under this Contract



AIA Document G703™ - 1992

Continuation Sheet

AIA Document G702, APPLICATION AND CERTIFICATION FOR PAYMENT, containing Contractor's signed certification is attached.
 In tabulations below, amounts are stated to the nearest dollar.
 Use Column I on Contracts where variable retainage for line items may apply.

APPLICATION NO: 001

APPLICATION DATE:

PERIOD TO:

ARCHITECT'S PROJECT NO:

A ITEM NO.	B DESCRIPTION OF WORK	C SCHEDULED VALUE	D WORK COMPLETED		E THIS PERIOD	F MATERIALS PRESENTLY STORED (NOT IN D OR E)	G TOTAL COMPLETED AND STORED TO DATE (D+E+F)	H BALANCE TO FINISH (C - G)	I RETAINAGE (IF VARIABLE RATE)
			FROM PREVIOUS APPLICATION (D + E)	THIS PERIOD					
		\$ 0.00	\$ 0.00	\$ 0.00	\$ 0.00	\$ 0.00	0.00 %	\$ 0.00	\$ 0.00
	GRAND TOTAL	\$ 0.00	\$ 0.00	\$ 0.00	\$ 0.00	\$ 0.00	0.00 %	\$ 0.00	\$ 0.00

AIA Document G703™ - 1992. Copyright © 1963, 1965, 1966, 1967, 1970, 1978, 1983 and 1992 by The American Institute of Architects. All rights reserved. WARNING: This AIA® Document is protected by U.S. Copyright Law and International Treaties. Unauthorized reproduction or distribution of this AIA® Document, or any portion of it, may result in severe civil and criminal penalties, and will be prosecuted to the maximum extent possible under the law. This document was produced by AIA software at 15:26:22 on 06/03/2005 under Order No. 1000176443_1 which expires on 4/28/2006, and is not for resale.
 User Notes: (4043383840)

CONTRACTOR, SUB-CONTRACTOR AND MAJOR SUPPLIER AFFIDAVIT AND LIEN WAIVER

TO ACCOMPANY EACH PAYMENT REQUISITION

To: _____ ("Owner") and _____ ("Lender")

State of Maine, County of _____

I _____, being duly sworn, deposes and says that he makes this affidavit for and on behalf of _____ who is the Contractor Sub-Contractor, Major Supplier, (circle one), under a contract with the Owner, Contractor, Sub-Contractor, (circle one), for the construction or reconstruction of buildings and other improvements upon real estate of the Owner located on _____, Maine (the "Project"), that all Contractor's subcontractors and materialmen have been paid in full, less proper contract retainages, if any, for labor, services, and material furnished through the cut-off date of the prior requisition.

Further more, the Contractor, Sub-Contractor, Major Supplier (circle one) upon receipt of \$ _____ does hereby waive and release any and all liens and claims and rights to lien on the Project which it may have for labor, services and materials furnished to the Project* through _____ (the cut-off date for the requisition) and states that all of its labor has been paid through that date.

*Except to the extent of retainage due \$ _____.

By: _____

Its: _____

Sworn to and subscribed before me this _____ day of _____, 20_____

Notary Public

END OF SECTION 012900

SECTION 013100

PROJECT MANAGEMENT AND COORDINATION

PART 1 - GENERAL

1.1 RELATED DOCUMENTS

- A. Drawings and general provisions of the Contract, including General Conditions and other Division 1 Specification Sections, apply to this Section.

1.2 SUMMARY

- A. This Section includes administrative provisions for coordinating construction operations on Project including, but not limited to, the following:

- 1. General project coordination procedures.
- 2. Conservation.
- 3. Coordination Drawings.
- 4. Administrative and supervisory personnel.
- 5. Project meetings.

- B. Each contractor shall participate in coordination requirements. Certain areas of responsibility will be assigned to a specific contractor.

- C. Related Sections: The following Sections contain requirements that relate to this Section:

- 1. Division 1 Section "Construction Progress Documentation" for preparing and submitting the Contractor's Construction Schedule.
- 2. Division 1 Section "Execution Requirements" for procedures for coordinating general installation and field-engineering services, including establishment of benchmarks and control points.
- 3. Division 1 Section "Closeout Procedures" for coordinating Contract closeout.

1.3 COORDINATION

- A. Coordination: Coordinate construction operations included in various Sections of the Specifications to ensure efficient and orderly installation of each part of the Work. Coordinate construction operations, included in different Sections, that depend on each other for proper installation, connection, and operation.

- B. Coordination: Each contractor shall coordinate its construction operations with those of other contractors and entities to ensure efficient and orderly installation of each part of the Work.

Each contractor shall coordinate its operations with operations, included in different Sections, that depend on each other for proper installation, connection, and operation.

1. Schedule construction operations in sequence required to obtain the best results where installation of one part of the Work depends on installation of other components, before or after its own installation.
 2. Coordinate installation of different components with other contractors to ensure maximum accessibility for required maintenance, service, and repair.
 3. Make adequate provisions to accommodate items scheduled for later installation.
- C. If necessary, prepare memoranda for distribution to each party involved, outlining special procedures required for coordination. Include such items as required notices, reports, and list of attendees at meetings.
1. Prepare similar memoranda for Owner and separate contractors if coordination of their Work is required.
- D. Administrative Procedures: Coordinate scheduling and timing of required administrative procedures with other construction activities and activities of other contractors to avoid conflicts and to ensure orderly progress of the Work. Such administrative activities include, but are not limited to, the following:
1. Preparation of Contractor's Construction Schedule.
 2. Preparation of the Schedule of Values.
 3. Installation and removal of temporary facilities and controls.
 4. Delivery and processing of submittals.
 5. Progress meetings.
 6. Preinstallation conferences.
 7. Project closeout activities.
- E. Conservation: Coordinate construction activities to ensure that operations are carried out with consideration given to conservation of energy, water, and materials.
1. Salvage materials and equipment involved in performance of, but not actually incorporated into, the Work.

1.4 SUBMITTALS

- A. Coordination Drawings: Prepare Coordination Drawings if limited space availability necessitates maximum utilization of space for efficient installation of different components or if coordination is required for installation of products and materials fabricated by separate entities.
1. Indicate relationship of components shown on separate Shop Drawings.
 2. Indicate required installation sequences.
 3. Refer to Division 15 Section "Basic Mechanical Materials and Methods" and Division 16 Section "Basic Electrical Materials and Methods" for specific Coordination Drawing requirements for mechanical and electrical installations.

- B. Staff Names: At the pre-construction conference, submit a list of principal staff assignments, including superintendent and other personnel in attendance at Project site. Identify individuals and their duties and responsibilities; list addresses and telephone numbers, including home and office telephone numbers. Provide names, addresses, and telephone numbers of individuals assigned as standbys in the absence of individuals assigned to Project.

- 1. Post copies of list in Project meeting room, in temporary field office, and by each temporary telephone.

1.5 ADMINISTRATIVE AND SUPERVISORY PERSONNEL

- A. General: In addition to Project superintendent, provide other administrative and supervisory personnel as required for proper performance of the Work.

1.6 PROJECT MEETINGS

- A. General: Schedule and conduct meetings and conferences at Project site, unless otherwise indicated.

- 1. Attendees: Inform participants and others involved, and individuals whose presence is required, of date and time of each meeting. Notify Owner and Architect of scheduled meeting dates and times.
 - 2. Agenda: Prepare the meeting agenda. Distribute the agenda to all invited attendees.
 - 3. Minutes: Record significant discussions and agreements achieved. Distribute the meeting minutes to everyone concerned, including Owner and Architect, within 3 days of the meeting.

- B. Preconstruction Conference: Schedule a preconstruction conference before starting construction, at a time convenient to Owner, Construction Manager and Architect, but no later than 5 days after execution of the Agreement. Hold the conference at Project site or another convenient location. Conduct the meeting to review responsibilities and personnel assignments.

- 1. Attendees: Authorized representatives of Owner, Construction Manager, Architect, and their consultants; Contractor and its superintendent; major subcontractors; manufacturers; suppliers; and other concerned parties shall attend the conference. All participants at the conference shall be familiar with Project and authorized to conclude matters relating to the Work.
 - 2. Agenda: Discuss items of significance that could affect progress, including the following:
 - a. Tentative construction schedule.
 - b. Phasing.
 - c. Critical work sequencing.
 - d. Designation of responsible personnel.
 - e. Procedures for processing field decisions and Change Orders.
 - f. Procedures for processing Applications for Payment.
 - g. Distribution of the Contract Documents.
 - h. Submittal procedures.

- i. Preparation of Record Documents.
 - j. Procedures for communications chain of command.
 - k. Use of the premises.
 - l. Responsibility for temporary facilities and controls.
 - m. Parking availability.
 - n. Office, work, and storage areas.
 - o. Equipment deliveries and priorities.
 - p. Safety procedures.
 - q. First aid.
 - r. Security & fire alarm notes.
 - s. Housekeeping and infection control.
 - t. Working hours.
 - u. Control of noise and dust during construction.
- C. Preinstallation Conferences: Conduct a preinstallation conference at Project site before each construction activity that requires coordination with other construction.
- 1. Attendees: Installer and representatives of manufacturers and fabricators involved in or affected by the installation and its coordination or integration with other materials and installations that have preceded or will follow, shall attend the meeting. Advise Architect and Construction Manager of scheduled meeting dates.
 - 2. Agenda: Review progress of other construction activities and preparations for the particular activity under consideration, including requirements for the following:
 - a. Contract Documents.
 - b. Options.
 - c. Related Change Orders.
 - d. Purchases.
 - e. Deliveries.
 - f. Submittals.
 - g. Review of mockups.
 - h. Possible conflicts.
 - i. Compatibility problems.
 - j. Time schedules.
 - k. Weather limitations.
 - l. Manufacturer's written recommendations.
 - m. Warranty requirements.
 - n. Compatibility of materials.
 - o. Acceptability of substrates.
 - p. Temporary facilities and controls.
 - q. Space and access limitations.
 - r. Regulations of authorities having jurisdiction.
 - s. Testing and inspecting requirements.
 - t. Required performance results.
 - u. Protection of construction and personnel.
 - 3. Record significant conference discussions, agreements, and disagreements.
 - 4. Do not proceed with installation if the conference cannot be successfully concluded. Initiate whatever actions are necessary to resolve impediments to performance of the Work and reconvene the conference at earliest feasible date.

- D. Progress Meetings: Conduct progress meetings at weekly intervals. Coordinate dates of meetings with preparation of payment requests.
1. Attendees: In addition to representatives of Owner, Construction Manager, and Architect, each contractor, subcontractor, supplier, and other entity concerned with current progress or involved in planning, coordination, or performance of future activities shall be represented at these meetings. All participants at the conference shall be familiar with Project and authorized to conclude matters relating to the Work.
 2. Agenda: Review and correct or approve minutes of previous progress meeting. Review other items of significance that could affect progress. Include topics for discussion as appropriate to status of Project.
 - a. Contractor's Construction Schedule: Review progress since the last meeting. Determine whether each activity is on time, ahead of schedule, or behind schedule, in relation to Contractor's Construction Schedule. Determine how construction behind schedule will be expedited; secure commitments from parties involved to do so. Discuss whether schedule revisions are required to ensure that current and subsequent activities will be completed within the Contract Time.
 - b. Review present and future needs of each entity present, including the following:
 - 1) Interface requirements.
 - 2) Schedules
 - 3) Sequence of operations.
 - 4) Status of submittals.
 - 5) Deliveries.
 - 6) Off-site fabrication problems.
 - 7) Access.
 - 8) Site utilization.
 - 9) Temporary facilities and controls.
 - 10) Work hours.
 - 11) Hazards and risks.
 - 12) Housekeeping and infection control.
 - 13) Quality and work standards.
 - 14) Change Orders.
 - 15) Documentation of information for payment requests.
 3. Reporting: No later than (4) days after each progress meeting date, distribute minutes of the meeting to each party present and to parties who should have been present. Include a brief summary, in narrative form, of progress since the previous meeting and report. No later than three (3) days prior to scheduled progress meetings distribute meeting agenda to all parties expected to attend. Format for record keeping and agendas shall be acceptable to the Architect.
 - a. Schedule Updating: Revise Contractor's Construction Schedule after each progress meeting where revisions to the schedule have been made or recognized. Issue revised schedule concurrently with the report of each meeting.

PART 2 - PRODUCTS (Not Used)

PART 3 - EXECUTION (Not Used)

END OF SECTION 013100

SECTION 013200

CONSTRUCTION PROGRESS DOCUMENTATION

PART 1 - GENERAL

1.1 RELATED DOCUMENTS

- A. Drawings and general provisions of the Contract, including General and Supplementary Conditions and other Division 1 Specification Sections, apply to this Section.

1.2 SUMMARY

- A. This Section includes administrative and procedural requirements for documenting the progress of construction during performance of the Work, including the following:

1. Construction Schedule.
2. Submittals Schedule.
3. Field condition reports.
4. Special reports.
5. Photography

- B. Related Sections include the following:

1. Division 1 Section "Payment Procedures" for submitting the Schedule of Values.
2. Division 1 Section "Project Management and Coordination" for submitting and distributing meeting and conference minutes.
3. Division 1 Section "Submittal Procedures" for submitting schedules and reports.
4. Division 1 Section "Quality Requirements" for submitting a schedule of tests and inspections.
5. Division 1 Section "Closeout Procedures" for submitting photographic negatives as Project Record Documents at Project closeout.

1.3 SUBMITTALS

- A. Submittals Schedule: Submit **three** copies of schedule. Arrange the following information in a tabular format:

1. Scheduled date for first submittal.
2. Specification Section number and title.
3. Submittal category (action or informational).
4. Name of subcontractor.
5. Description of the Work covered.
6. Scheduled date for Architect's final release or approval.

- B. Preliminary Construction Schedule: Submit **three** printed copies.
- C. Contractor's Construction Schedule: Submit **three** printed copies of schedule.
- D. Special Reports: Submit **three** copies at time of unusual event.

1.4 QUALITY ASSURANCE

- A. Prescheduling Conference: Conduct conference at Project site to comply with requirements in Division 1 Section "Project Management and Coordination." Review methods and procedures related to the Preliminary Construction Schedule and Contractor's Construction Schedule, including, but not limited to, the following:
 - 1. Discuss constraints, including phasing, area separations, interim milestones, and partial Owner occupancy.
 - 2. Review delivery dates for Owner-furnished products.
 - 3. Review schedule for work of Owner's separate contracts.
 - 4. Review time required for review of submittals and resubmittals.
 - 5. Review requirements for tests and inspections by independent testing and inspecting agencies.
 - 6. Review time required for completion and startup procedures.
 - 7. Review and finalize list of construction activities to be included in schedule.
 - 8. Review submittal requirements and procedures.
 - 9. Review procedures for updating schedule.

1.5 COORDINATION

- A. Coordinate preparation and processing of schedules and reports with performance of construction activities and with scheduling and reporting of separate contractors.
- B. Coordinate Contractor's Construction Schedule with the Schedule of Values, list of subcontracts, Submittals Schedule, progress reports, payment requests, and other required schedules and reports.
 - 1. Secure time commitments for performing critical elements of the Work from parties involved.

PART 2 - PRODUCTS

2.1 SUBMITTALS SCHEDULE

- A. Preparation: Submit a schedule of submittals, arranged in chronological order by dates required by construction schedule. Include time required for review, resubmittal, ordering, manufacturing, fabrication, and delivery when establishing dates.

1. Coordinate Submittals Schedule with list of subcontracts, the Schedule of Values, and Contractor's Construction Schedule.
2. Initial Submittal: Submit concurrently with preliminary bar-chart schedule. Include submittals required during the first 60 days of construction. List those required to maintain orderly progress of the Work and those required early because of long lead time for manufacture or fabrication.
 - a. At Contractor's option, show submittals on the Preliminary Construction Schedule, instead of tabulating them separately.
3. Final Submittal: Submit concurrently with the first complete submittal of Contractor's Construction Schedule.

2.2 CONTRACTOR'S CONSTRUCTION SCHEDULE, GENERAL

- A. Procedures: Comply with procedures contained in AGC's "Construction Planning & Scheduling."
- B. Time Frame: Extend schedule from date established for commencement of the Work to date of Substantial Completion.
 1. Contract completion date shall not be changed by submission of a schedule that shows an early completion date, unless specifically authorized by Change Order.
- C. Activities: Treat each story or separate area as a separate numbered activity for each principal element of the Work. Comply with the following:
 1. Activity Duration: Define activities so no activity is longer than 20 days.
 2. Procurement Activities: Include procurement process activities for long lead items and major items, requiring a cycle of more than 60 days, as separate activities in schedule. Procurement cycle activities include, but are not limited to, submittals, approvals, purchasing, fabrication, and delivery.
 3. Submittal Review Time: Include review and resubmittal times indicated in Division 1 Section "Submittal Procedures" in schedule. Coordinate submittal review times in Contractor's Construction Schedule with Submittals Schedule.
 4. Startup and Testing Time: Include time for startup and testing.
 5. Substantial Completion: Indicate completion in advance of date established for Substantial Completion, and allow time for Architect's administrative procedures necessary for certification of Substantial Completion.
- D. Constraints: Include constraints and work restrictions indicated in the Contract Documents and as follows in schedule, and show how the sequence of the Work is affected.
 1. Phasing: Arrange list of activities on schedule by phase.
 2. Work by Owner: Include a separate activity for each portion of the Work performed by Owner, such as installation and reinstallation of Imaging equipment.

3. Products Ordered in Advance: Include a separate activity for each product. Include delivery date indicated in Division 1 Section "Summary." Delivery dates indicated stipulate the earliest possible delivery date.
 4. Work Restrictions: Show the effect of the following items on the schedule:
 - a. Coordination with existing construction.
 - b. Limitations of continued occupancies.
 - c. Uninterruptible services.
 - d. Partial occupancy before Substantial Completion.
 - e. Use of premises restrictions.
 - f. Provisions for future construction.
 - g. Seasonal variations.
 - h. Environmental control.
 5. Work Stages: Indicate important stages of construction for each major portion and phase of the Work, including, but not limited to, the following:
 - a. Subcontract awards.
 - b. Submittals.
 - c. Purchases.
 - d. Mockups.
 - e. Fabrication.
 - f. Sample testing.
 - g. Deliveries.
 - h. Installation.
 - i. Tests and inspections.
 - j. Adjusting.
 - k. Curing.
 - l. Startup and placement into final use and operation.
 6. Area Separations: Identify each major area of construction for each major portion of the Work. Indicate where each construction activity within a major area must be sequenced or integrated with other construction activities to provide for the following:
 - a. Structural completion.
 - b. Permanent space enclosure.
 - c. Completion of mechanical installation.
 - d. Completion of electrical installation.
 - e. Substantial Completion.
 7. Other Constraints: Insert additional constraints not indicated elsewhere.
- E. Milestones: Include milestones indicated in the Contract Documents in schedule, including, but not limited to, the Notice to Proceed, Commencement of Construction for each phase, Substantial Completion for each phase, and Final Completion.
- F. Cost Correlation: At the head of schedule, provide a cost correlation line, indicating planned and actual costs. On the line, show dollar volume of the Work performed as of dates used for preparation of payment requests.

1. Refer to Division 1 Section "Payment Procedures" for cost reporting and payment procedures.

G. Contract Modifications: For each proposed contract modification and concurrent with its submission, prepare a time-impact analysis using fragnets to demonstrate the effect of the proposed change on the overall project schedule.

H. Computer Software: Prepare schedules using a program that has been developed specifically to manage construction schedules.

2.3 CONSTRUCTION SCHEDULE

A. Bar-Chart Schedule: Submit preliminary horizontal bar-chart-type construction schedule within seven days of date established for commencement of the Site and Structural Work

B. Preparation: Indicate each significant construction activity separately. Identify first workday of each week with a continuous vertical line. Outline significant construction activities for first 90 days of construction. Include skeleton diagram for the remainder of the Work and a cash requirement prediction based on indicated activities.

2.4 REPORTS

A. Field Condition Reports: Immediately on discovery of a difference between field conditions and the Contract Documents, prepare a detailed report. Include a detailed description of the differing conditions, together with recommendations for changing the Contract Documents. Provide digital photographs when appropriate.

2.5 SPECIAL REPORTS

A. General: Submit special reports directly to Owner within one day of an occurrence. Distribute copies of report to parties affected by the occurrence.

B. Reporting Unusual Events: When an event of an unusual and significant nature occurs at Project site, whether or not related directly to the Work, prepare and submit a special report. List chain of events, persons participating, response by Contractor's personnel, evaluation of results or effects, and similar pertinent information. Advise Owner in advance when these events are known or predictable.

2.6 PHOTOGRAPHY

C. Provide project photographs representing completed work and documenting significant features. Prepare photos for insertion in 3-ring binder. Include text descriptions. Provide digital copies of images on CD for Owner's use. Provide photography and digital images on a monthly basis.

PART 3 - EXECUTION

3.1 CONTRACTOR'S CONSTRUCTION SCHEDULE

- A. Contractor's Construction Schedule Updating: At monthly intervals, update schedule to reflect actual construction progress and activities. Issue schedule one week before each regularly scheduled progress meeting.
 - 1. As the Work progresses, indicate Actual Completion percentage for each activity.

- B. Distribution: Distribute copies of approved schedule to Architect, Owner, separate contractors, testing and inspecting agencies, and other parties identified by Contractor with a need-to-know schedule responsibility.
 - 1. Post copies in Project meeting rooms and temporary field offices.
 - 2. When revisions are made, distribute updated schedules to the same parties and post in the same locations. Delete parties from distribution when they have completed their assigned portion of the Work and are no longer involved in performance of construction activities.

END OF SECTION 013200

SECTION 013300

SUBMITTAL PROCEDURES

PART 1 - GENERAL

1.1 RELATED DOCUMENTS

- A. Drawings and general provisions of the Contract, including General and Supplementary Conditions and other Division 1 Specification Sections, apply to this Section.

1.2 SUMMARY

- A. This Section includes administrative and procedural requirements for submitting Shop Drawings, Product Data, Samples, and other miscellaneous submittals.
- B. Related Sections include the following:
 - 1. Division 1 Section "Payment Procedures" for submitting Applications for Payment.
 - 2. Division 1 Section "Project Management and Coordination" for submitting Coordination Drawings.
 - 3. Division 1 Section "Construction Progress Documentation" for submitting schedules and reports, including Contractor's Construction Schedule and the Submittals Schedule.
 - 4. Division 1 Section "Quality Requirements" for submitting test and inspection reports and Delegated-Design Submittals and for erecting mockups.
 - 5. Division 1 Section "Closeout Procedures" for submitting warranties, Project Record Documents and operation and maintenance manuals.

1.3 SUBMITTALS

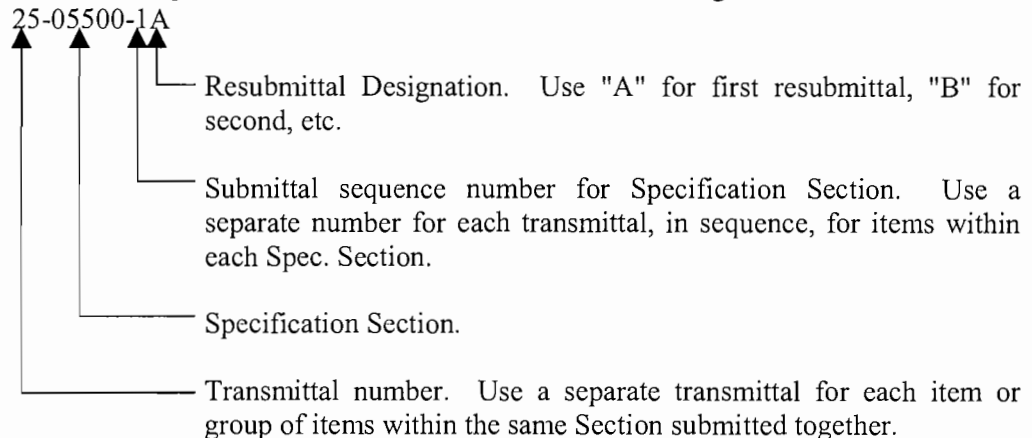
- A. Sample Submittal: Submit first project submittal within one week of Notice to Proceed. First project submittal shall be a sample of the Contractor's submittal review stamp incorporating the specified compliance statement. Submittal shall also demonstrate correct transmittal form, submittal format, numbering, etc. for project.

1.4 DEFINITIONS

- A. Action Submittals: Written and graphic information that requires Architect's responsive action including product data submittals and shop drawings. Refer to Part 2.
- B. Informational Submittals: Written information that does not require Architect's approval such as test reports, certifications, maintenance data, insurance certificates, etc. Refer to Part 2. Submittals may be rejected for not complying with requirements.

1.5 SUBMITTAL PROCEDURES

- A. General: Copies of drawings in digital format will be provided for a fee by the architect to the Construction Manager in accordance with the "Authorization Statement for Electronic Transfer" form. (Example attached herein). Information provided in digital format is for the sole information and use of the authorizing entity. Further copying or transfer of this information is prohibited by copyright.
- B. Coordination: Coordinate preparation and processing of submittals with performance of construction activities.
 - 1. Coordinate each submittal with fabrication, purchasing, testing, delivery, other submittals, and related activities that require sequential activity.
 - 2. Coordinate transmittal of different types of submittals for related parts of the Work so processing will not be delayed because of need to review submittals concurrently for coordination.
 - a. Architect reserves the right to withhold action on a submittal requiring coordination with other submittals until related submittals are received.
- C. Submittals Schedule: Comply with requirements in Division 1 Section "Construction Progress Documentation" for list of submittals and time requirements for scheduled performance of related construction activities.
- D. Processing Time: Allow enough time for submittal review, including time for resubmittals, as follows. Time for review shall commence on Architect's receipt of submittal.
 - 1. Initial Review: Allow 10 business days for review of each submittal. Allow additional time if processing must be delayed to permit coordination with subsequent submittals. Architect will advise Contractor when a submittal being processed must be delayed for coordination. Submittal review periods will apply only with the submittal and approval of the submittal schedule.
 - 2. No extension of the Contract Time will be authorized because of failure to transmit submittals enough in advance of the Work to permit processing.
- E. Identification: Place a permanent label or title block on each submittal for identification.
 - 1. Indicate name of firm or entity that prepared each submittal on label or title block.
 - 2. Provide a space approximately 4 by 8 inches (100 by 200 mm) on label or beside title block to record Contractor's review and approval markings and action taken by Architect.
 - 3. Submittal tracking number: Mark each submittal with a tracking number as follows:



4. Include the following information on label for processing and recording action taken:
 - a. Project name.
 - b. Date.
 - c. Name and address of Architect.
 - d. Name and address of Contractor.
 - e. Name and address of subcontractor.
 - f. Name and address of supplier.
 - g. Name of manufacturer.
 - h. Submittal tracking number.
 - i. Drawing number and detail references, as appropriate.
 - j. Identification of submittal as an ACTION SUBMITTAL (requiring return) or INFORMATIONAL SUBMITTAL (requiring no return).
 - k. Other necessary identification.

- F. Deviations: Submit only specified products. Highlight, encircle, or otherwise identify minor deviations from the Contract Documents on submittals. Deviations not specifically approved and later found to be in conflict with Contract Documents may be rejected. Refer to Division 1 Section "Product Requirements" for substitution requirements.

- G. Transmittal: Package each submittal individually and appropriately for review and handling. Submittals transmitted together will be reviewed and returned together. Transmit each submittal using a transmittal form. Architect will return submittals, without review, received from sources other than Contractor.
 1. On an attached separate sheet, prepared on Contractor's letterhead, record relevant information, requests for data, revisions other than those requested by Architect on previous submittals, and deviations from requirements of the Contract Documents, including minor variations and limitations. Include the same label information as the related submittal.
 2. Include Contractor's certification stating that information submitted complies with requirements of the Contract Documents.
 3. Transmittal Form: Provide locations on form for the following information:
 - a. Project name.
 - b. Date.
 - c. Destination (To:).
 - d. Source (From:).
 - e. Names of subcontractor, manufacturer, and supplier.
 - f. Submittal tracking number.
 - g. Submittal purpose and description.
 - h. Submittal and transmittal distribution record.
 - i. Remarks.
 - j. Signature of transmitter.

- H. Distribution: Furnish copies of approved submittals to manufacturers, subcontractors, suppliers, fabricators, installers, authorities having jurisdiction, and others as necessary for performance of construction activities. Show distribution on transmittal forms.

- I. Use for Construction: Use only approved submittals with mark indicating action taken by Architect in connection with construction.

PART 2 - PRODUCTS

2.1 ACTION SUBMITTALS

- A. General: Prepare and submit Action Submittals required by individual Specification Sections.
1. Number of Copies: Submit the number of copies of each submittal the Contractor requires plus those required for reviewers, unless otherwise indicated. Architect will retain two copies. **Owner requires one (1) copy of each original submittal. Owner requires two (2) copies of each approved submittal.** Mark up and retain one returned copy as a Project Record Document.
- B. Product Data: Collect information into a single submittal for each element of construction and type of product or equipment.
1. If information must be specially prepared for submittal because standard printed data are not suitable for use, submit as Shop Drawings, not as Product Data.
 2. Mark each copy of each submittal to show which products and options are applicable.
 3. Include the following information, as applicable:
 - a. Manufacturer's written recommendations.
 - b. Manufacturer's product specifications.
 - c. Manufacturer's installation instructions.
 - d. Standard color charts.
 - e. Manufacturer's catalog cuts.
 - f. Wiring diagrams showing factory-installed wiring.
 - g. Printed performance curves.
 - h. Operational range diagrams.
 - i. Mill reports.
 - j. Standard product operating and maintenance manuals.
 - k. Compliance with recognized trade association standards.
 - l. Compliance with recognized testing agency standards.
 - m. Application of testing agency labels and seals.
 - n. Notation of coordination requirements.
 4. Number of Copies: Submit five copies of product data. Architect will return two copies to the Construction Manager.
- C. Shop Drawings: Prepare Project-specific information, drawn accurately to scale. Do not base Shop Drawings on reproductions of the Contract Documents or standard printed data.
1. Preparation: Include the following information, as applicable:
 - a. Dimensions.
 - b. Identification of products.
 - c. Fabrication and installation drawings.
 - d. Roughing-in and setting diagrams.
 - e. Wiring diagrams showing field-installed wiring, including power, signal, and control wiring.
 - f. Shopwork manufacturing instructions.
 - g. Templates and patterns.
 - h. Schedules.
 - i. Design calculations.
 - j. Compliance with specified standards.
 - k. Notation of coordination requirements.

1. Notation of dimensions established by field measurement.
 2. Wiring Diagrams: Differentiate between manufacturer-installed and field-installed wiring.
 3. Sheet Size: Except for templates, patterns, and similar full-size drawings, submit Shop Drawings on sheets at least 8-1/2 by 11 inches but no larger than 30 by 40 inches.
 4. Number of Copies: Submit one reproducible print and two blue- or black-line prints. Architect will return the reproducible print. At the Contractor's option, a black line print may be submitted as the reproducible print.
- D. Coordination Drawings: Comply with requirements in Division 1 Section "Project Management and Coordination."
- E. Samples: Prepare physical units of materials or products, including the following:
1. Comply with requirements in Division 1 Section "Quality Requirements" for mockups.
 2. Samples for Selection:
 - a. When indicated, submit manufacturer's color charts consisting of units or sections of units showing the full range of colors, textures, and patterns available.
 - b. When indicated, submit full-size units or samples of size indicated, prepared from the same material to be used for the Work, cured and finished in manner specified, and physically identical with the product proposed for use, and that show full range of color and texture variations expected. Samples include, but are not limited to, the following: partial sections of manufactured or fabricated components; small cuts or containers of materials; complete units of repetitively used materials; swatches showing color, texture, and pattern; color range sets; and components used for independent testing and inspection.
 3. Preparation: Mount, display, or package Samples in manner specified to facilitate review of qualities indicated. Prepare Samples to match Architect's sample where so indicated. Attach label on unexposed side that includes the following:
 - a. Generic description of Sample.
 - b. Product name or name of manufacturer.
 - c. Sample source.
 4. Additional Information: On an attached separate sheet, prepared on Contractor's letterhead, provide the following:
 - a. Size limitations.
 - b. Compliance with recognized standards.
 - c. Availability.
 - d. Delivery time.
 5. Submit Samples for review of kind, color, pattern, and texture for a final check of these characteristics with other elements and for a comparison of these characteristics between final submittal and actual component as delivered and installed.
 - a. If variation in color, pattern, texture, or other characteristic is inherent in the product represented by a Sample, submit at least three sets of paired units that show approximate limits of the variations.
 - b. Refer to individual Specification Sections for requirements for Samples that illustrate workmanship, fabrication techniques, details of assembly, connections, operation, and similar construction characteristics.
 6. Number of Samples for Selection: Submit three sets of Samples. Architect will retain one Sample sets; remainder will be returned. Mark up and retain one returned Sample set as a Project Record Sample.

- a. Submit a single Sample where assembly details, workmanship, fabrication techniques, connections, operation, and other similar characteristics are to be demonstrated.
7. Disposition: Maintain sets of approved Samples at Project site, available for quality-control comparisons throughout the course of construction activity. Sample sets may be used to determine final acceptance of construction associated with each set.
 - a. Samples that may be incorporated into the Work are indicated in individual Specification Sections. Such Samples must be in an undamaged condition at time of use.
 - b. Samples not incorporated into the Work, or otherwise designated as Owner's property, are the property of Contractor.
- F. Product Schedule or List: Prepare a written summary indicating types of products required for the Work and their intended location. Include the following information in tabular form:
 1. Type of product. Include unique identifier for each product.
 2. Number and name of room or space.
 3. Location within room or space.
- G. Delegated-Design Submittal: Comply with requirements in Division 1 Section "Quality Requirements."
- H. Contractor's Construction Schedule: Comply with requirements in Division 1 Section "Construction Progress Documentation" for Architect's action.
- I. Submittals Schedule: Comply with requirements in Division 1 Section "Construction Progress Documentation."
- J. Application for Payment: Comply with requirements in Division 1 Section "Payment Procedures."
- K. Schedule of Values: Comply with requirements in Division 1 Section "Payment Procedures."
- L. Subcontract List: Prepare a written summary identifying individuals or firms proposed for each portion of the Work, including those who are to furnish products or equipment fabricated to a special design. Include the following information in tabular form:
 1. Name, address, and telephone number of entity performing subcontract or supplying products.
 2. Number and title of related Specification Section(s) covered by subcontract.
 3. Drawing number and detail references, as appropriate, covered by subcontract.

2.2 INFORMATIONAL SUBMITTALS

- A. General: Prepare and submit Informational Submittals required by other Specification Sections.
 1. Number of Copies: Submit two copies of each submittal, unless otherwise indicated. Architect will not return copies.
 2. Certificates and Certifications: Provide a notarized statement that includes signature of entity responsible for preparing certification. Certificates and certifications shall be signed by an officer or other individual authorized to sign documents on behalf of that entity.

3. Test and Inspection Reports: Comply with requirements in Division 1 Section "Quality Requirements."
- B. Contractor's Construction Schedule: Comply with requirements in Division 1 Section "Construction Progress Documentation."
- C. Qualification Data: Prepare written information that demonstrates capabilities and experience of firm or person. Include lists of completed projects with project names and addresses, names and addresses of architects and owners, and other information specified.
- D. Product Certificates: Prepare written statements on manufacturer's letterhead certifying that product complies with requirements.
- E. Welding Certificates: Prepare written certification that welding procedures and personnel comply with requirements. Submit record of Welding Procedure Specification (WPS) and Procedure Qualification Record (PQR) on AWS forms. Include names of firms and personnel certified.
- F. Installer Certificates: Prepare written statements on manufacturer's letterhead certifying that Installer complies with requirements and, where required, is authorized for this specific Project.
- G. Manufacturer Certificates: Prepare written statements on manufacturer's letterhead certifying that manufacturer complies with requirements. Include evidence of manufacturing experience where required.
- H. Material Certificates: Prepare written statements on manufacturer's letterhead certifying that material complies with project requirements. Statements shall contain specific certification of compliance with the construction documents for the project and shall be dated within two months of the submission.
- I. Material Test Reports: Prepare reports written by a qualified testing agency, on testing agency's standard form, indicating and interpreting test results of material for compliance with requirements.
- J. Preconstruction Test Reports: Prepare reports written by a qualified testing agency, on testing agency's standard form, indicating and interpreting results of tests performed before installation of product, for compliance with performance requirements.
- K. Compatibility Test Reports: Prepare reports written by a qualified testing agency, on testing agency's standard form, indicating and interpreting results of compatibility tests performed before installation of product. Include written recommendations for primers and substrate preparation needed for adhesion.
- L. Field Test Reports: Prepare reports written by a qualified testing agency, on testing agency's standard form, indicating and interpreting results of field tests performed either during installation of product or after product is installed in its final location, for compliance with requirements.
- M. Product Test Reports: Prepare written reports indicating current product produced by manufacturer complies with requirements. Base reports on evaluation of tests performed by

- manufacturer and witnessed by a qualified testing agency, or on comprehensive tests performed by a qualified testing agency.
- N. Research/Evaluation Reports: Prepare written evidence, from a model code organization acceptable to authorities having jurisdiction, that product complies with building code in effect for Project. Include the following information:
1. Name of evaluation organization.
 2. Date of evaluation.
 3. Time period when report is in effect.
 4. Product and manufacturers' names.
 5. Description of product.
 6. Test procedures and results.
 7. Limitations of use.
- O. Maintenance Data: Prepare written and graphic instructions and procedures for operation and normal maintenance of products and equipment. Comply with requirements in Division 1 Section "Closeout Procedures."
- P. Design Data: Prepare written and graphic information, including, but not limited to, performance and design criteria, list of applicable codes and regulations, and calculations. Include list of assumptions and other performance and design criteria and a summary of loads. Include load diagrams if applicable. Provide name and version of software, if any, used for calculations. Include page numbers.
- Q. Manufacturer's Instructions: Prepare written or published information that documents manufacturer's recommendations, guidelines, and procedures for installing or operating a product or equipment. Include name of product and name, address, and telephone number of manufacturer. Include the following, as applicable:
1. Preparation of substrates.
 2. Required substrate tolerances.
 3. Sequence of installation or erection.
 4. Required installation tolerances.
 5. Required adjustments.
 6. Recommendations for cleaning and protection.
- R. Manufacturer's Field Reports: Prepare written information documenting factory-authorized service representative's tests and inspections. Include the following, as applicable:
1. Name, address, and telephone number of factory-authorized service representative making report.
 2. Statement on condition of substrates and their acceptability for installation of product.
 3. Statement that products at Project site comply with requirements.
 4. Summary of installation procedures being followed, whether they comply with requirements and, if not, what corrective action was taken.
 5. Results of operational and other tests and a statement of whether observed performance complies with requirements.
 6. Statement whether conditions, products, and installation will affect warranty.
 7. Other required items indicated in individual Specification Sections.

- S. Insurance Certificates and Bonds: Prepare written information indicating current status of insurance or bonding coverage. Include name of entity covered by insurance or bond, limits of coverage, amounts of deductibles, if any, and term of the coverage.
- T. Material Safety Data Sheets: Submit information directly to Owner. If submitted to Architect, Architect will not review this information but will return it with no action taken.

PART 3 - EXECUTION

3.1 CONTRACTOR'S REVIEW

- A. Review each submittal and check for compliance with the Contract Documents. Note corrections and field dimensions. Mark with approval stamp before submitting to Architect.
- B. Approval Stamp: Stamp each submittal with a uniform, approval stamp. Include Project name and location, submittal number, Specification Section title and number, name of reviewer, date of Contractor's approval, and statement certifying that submittal has been reviewed, checked, and approved for compliance with the Contract Documents.
 - 1. Stamp or statement shall include the following: "The Contractor represents that he has determined and verified all materials, field measurements, and field construction criteria related thereto or will do so, and that he has checked and coordinated the information contained within such submittals with the requirements of the Work and of the Contract Documents."

3.2 ARCHITECT'S ACTION

- A. General: Architect will not review submittals that do not bear Contractor's approval stamp and will return them without action.
- B. Action Submittals: Architect will review each submittal, make marks to indicate corrections or modifications required, and return it. Architect will respond to each submittal with an action stamp and will mark stamp appropriately to indicate action taken, as follows:
 - APPROVED
 - PROVIDE AS NOTED
 - REJECTED
 - REVISE AND RESUBMIT
 - RESUBMIT SPECIFIED ITEM
 - INFORMATIONAL SUBMITTAL FOR RECORD ONLY
 - NOT A REQUIRED SUBMITTAL - NOT REVIEWED

This review was performed for the limited purpose of determining general conformance with the design concept of the project and general compliance with the formation given in the Contract Documents. Modifications or comments made on the submittal during this review do not relieve the Contractor from

compliance with the requirements of the drawings and specifications. Approval of a specific item does not include approval of the assembly of which the item is a component. The Contractor is responsible for: quantities and dimensions to be confirmed and correlated at the jobsite; information that pertains solely to the fabrication processes or to the means, methods, techniques, sequences and procedures of construction; coordination of the work of all trades; and for performing all work in a safe and satisfactory manner.

SMRT, Inc.

Date _____

By _____

- C. The action stamp above will be appropriately marked and executed to indicate whether the submittal returned is approved for unrestricted release, final-but-restricted release, returned for resubmittal, or not approved.
1. Final Unrestricted Release/Approved: When the Architect/Engineer marks a submittal or a part of a submittal "APPROVED", the Work covered by the submittal or part of a submittal may proceed provided it complies with requirements of the Contract Documents. Final payment depends on that compliance.
 - a. Marking: "APPROVED"
 2. Final-But-Restricted Release/Conditionally Approved: When the Architect/Engineer marks a submittal or part of a submittal "PROVIDE AS NOTED," the Work covered by the submittal or part of a submittal may proceed provided it complies with notations or corrections on the submittal and requirements of the Contract Documents. Final payment depends on that compliance.
 - a. Marking: "PROVIDE AS NOTED"
 3. Returned for Resubmittal/Not Approved: When the Architect/Engineer marks a submittal or part of a submittal "REVISE AND RESUBMIT," do not proceed with Work covered by the submittal or part of a submittal, including purchasing, fabrication, delivery, or other activity. Revise or prepare a new submittal according to the notations; resubmit without delay. Repeat if necessary to obtain different action mark.
 - a. Do not use, or allow others to use, submittals marked "REVISE AND RESUBMIT" at the Project Site or elsewhere where Work is in progress.
 - b. Marking: "REVISE AND RESUBMIT" or "RESUBMIT SPECIFIC ITEM"
 4. Not approved: When the Architect/Engineer marks a submittal or part of a submittal "REJECTED", the Work covered by the submittal or part of a submittal does not conform to the contract documents. Submittal of specified item is required prior to proceeding with Work covered by the submittal.
 5. Informational Submittal: Informational submittal items are filed for project record only. Informational submittals do not require an action, though they may cause a reaction if the information reported identifies a problem to be resolved. Refer to specific submittals for further information.

6. Not a Required Submittal: When the Architect/Engineer marks a submittal or part of a submittal "NOT A REQUIRED SUBMITTAL - NOT REVIEWED", the submittal is not required and approval is not required. All copies may be returned with no action taken.
- D. Submittals not required by the Contract Documents will not be reviewed and may be discarded..

END OF SECTION 013300



ARCHITECTURE
ENGINEERING
PLANNING

AUTHORIZATION STATEMENT For Electronic Transfer

Project No.: _____ **Project Name:** _____

ORDERED BY: *(Type Company name, contact, and address)*

DESCRIPTION OF SERVICE: Providing electronic base drawing information.

FEE BASIS: \$ (Minimum \$250 per request) Fee Waived

TERMS AND CONDITIONS: All documents and information prepared by SMRT, Inc. for this project, including information in electronic format, are instruments of our service, and are for use solely with respect to this project. SMRT, Inc. retains all common law, statutory and other reserved rights, including the copyright for these instruments of service.

Use of design information in electronic format from SMRT, Inc. does not represent review or approval of the user's work by the design professional. Making this information available in electronic format, in no way implies that the recipient is required by SMRT, Inc. to use it. Use of information supplied by SMRT, Inc. in electronic format is at the sole risk and liability of the user. The user agrees to waive any claim against SMRT, Inc. and our employees, and to defend, indemnify, and hold them harmless from any claim or liability that allegedly arises from the use of information furnished in electronic format.

The decision to use design information in electronic format obligates the user to verify the accuracy of the design against hard-copy representation of the design bearing the same issuance date. Information supplied in electronic format represents the most current status of the design at the date of the drawing's issuance. It is the user's responsibility to verify that the electronic information in their possession stays current throughout the life of the project, and to update the information as required to maintain it current. The user is also responsible to compare design information received in electronic format with field measurements and conditions prior to their making use of the information.

Information provided in digital format is for the sole information and use of the authorizing entity. Further copying or transfer of this information is prohibited by copyright. Payment for information in electronic format is due in full prior to transmittal of the information.

AUTHORIZATION: I/We hereby grant permission or have obtained permission for SMRT, Inc. to perform the above services.

APPROVED/ACCEPTED BY: _____ *(Type Company name)*

SIGN HERE: _____

Print or type signer's name here: _____

SMRT, INC.

Project Manager

Date: _____

144 Fore Street
PO Box 618
Portland, Maine 04104
☎ 207 772-3846
☎ 207 772-1070
www.smrtinc.com

SECTION 014000

QUALITY REQUIREMENTS

PART 1 - GENERAL

1.1 RELATED DOCUMENTS

- A. Drawings and general provisions of the Contract, including General and Supplementary Conditions and other Division 1 Specification Sections, apply to this Section.

1.2 SUMMARY

- A. This Section includes administrative and procedural requirements for quality assurance and quality control.
- B. Testing and inspecting services are required to verify compliance with requirements specified or indicated. These services do not relieve Contractor of responsibility for compliance with the Contract Document requirements.
 - 1. Specific quality-control requirements for individual construction activities are specified in the Sections that specify those activities. Requirements in those Sections may also cover production of standard products.
 - 2. Specified tests, inspections, and related actions do not limit Contractor's quality-control procedures that facilitate compliance with the Contract Document requirements.
 - 3. Requirements for Contractor to provide quality-control services required by Architect, Owner, or authorities having jurisdiction are not limited by provisions of this Section.
- C. Related Sections include the following:
 - 1. Division 1 Section "Allowances" for testing and inspecting allowances.
 - 2. Division 1 Section "Critical Path Method Schedule" for developing a schedule of required tests and inspections.
 - 3. Division 1 Section "Cutting and Patching" for repair and restoration of construction disturbed by testing and inspecting activities.
 - 4. Divisions 2 through 16 Sections for specific test and inspection requirements.
- D. The General Contractor's site conditions will be monitored and assessed by MMC as to their safety conditions using the following criteria:

PLANT, TECHNOLOGY, & SAFETY MANAGEMENT (PTSM)
INTERIM LIFE SAFETY MEASURE (ILSM)
ASSESSMENT/MONITORING
JCAHO/PTSM 1993

- R = Repeat Problem

- F = Followup Required
- D = Dangerous
- I = Improvable
- G = Good Condition

- Y = Activity Requires Monitoring
- NA= Not Applicable

- a1 Exits Clear and Unobstructed (Daily Documentation)
- a2 Alternate Training Conducted
- b1 Emergency Department Access Free
- b2 Fire Department Access Free
- c1 Fire Alarm, Detection and Suppression in Service
- c2 Temporary Systems Inspected/Tested Monthly
- d1 Temporary Construction Partitions Noncombustible
- d2 Temporary Construction Partitions Smoke Tight
- d3 Construction Areas Secured with Keys Available
- e1 Additional Firefighting Equipment Available
- e2 Training Conducted for Additional Equipment
- f1 Smoking Policy (Prohibition and Enforcement)
- g1 Flammable/Combustible Storage Meets Standards
- g2 Housekeeping/Debris Removal Appropriate
- h1 Two Fire Drills per Shift per Quarter
- i1 Hazard Surveillance (Frequency) Conducted
- j1 Special Training for Compromised Fire Features
- k1 Organization wide Education for Life Safety

Criteria: Dangerous Conditions Require Correction Within Same Day
 Improvable Conditions Require Correction Within Two Days
 (Any Dangerous and/or Two or More Improvable Conditions Will Generate A Followup
 Inspection The Next Day)

1.3 DEFINITIONS

- A. Quality-Assurance Services: Activities, actions, and procedures performed before and during execution of the Work to guard against defects and deficiencies and ensure that proposed construction complies with requirements.
- B. Quality-Control Services: Tests, inspections, procedures, and related actions during and after execution of the Work to evaluate that completed construction complies with requirements. Services do not include contract enforcement activities performed by Architect.
- C. Mockups: Full-size, physical example assemblies to illustrate finishes and materials. Mockups are used to verify selections made under Sample submittals, to demonstrate aesthetic effects and, where indicated, qualities of materials and execution, and to review construction, coordination, testing, or operation; they are not Samples.

- D. Testing Agency: An entity engaged to perform specific tests, inspections, or both. Testing laboratory shall mean the same as testing agency.

1.4 DELEGATED DESIGN

- A. Performance and Design Criteria: Where professional design services or certifications by a design professional are specifically required of Contractor by the Contract Documents, provide products and systems complying with specific performance and design criteria indicated.
1. If criteria indicated are not sufficient to perform services or certification required, submit a written request for additional information to Architect.

1.5 REGULATORY REQUIREMENTS

- A. Copies of Regulations: Obtain copies of the following regulations and retain at Project site to be available for reference by parties who have a reasonable need:
1. NFPA 101, Life Safety Code, 2006 Edition
 2. International Building Code 2006 Edition
 3. National Electric Code (NFPA 70 2005) (NFPA 72, 2003)
 4. International Plumbing Code, 2000 Edition
 5. State of Maine Internal Plumbing Code 2005

1.6 SUBMITTALS

- A. Qualification Data: For testing agencies specified in "Quality Assurance" Article to demonstrate their capabilities and experience. Include proof of qualifications in the form of a recent report on the inspection of the testing agency by a recognized authority.
- B. Delegated-Design Submittal: In addition to Shop Drawings, Product Data, and other required submittals, submit a statement, signed and sealed by the responsible design professional, for each product and system specifically assigned to Contractor to be designed or certified by a design professional, indicating that the products and systems are in compliance with performance and design criteria indicated. Include list of codes, loads, and other factors used in performing these services.
- C. Schedule of Tests and Inspections: Prepare in tabular form and include the following:
1. Specification Section number and title.
 2. Description of test and inspection.
 3. Identification of applicable standards.
 4. Identification of test and inspection methods.
 5. Number of tests and inspections required.
 6. Time schedule or time span for tests and inspections.
 7. Entity responsible for performing tests and inspections.
 8. Requirements for obtaining samples.
 9. Unique characteristics of each quality-control service.

- D. Reports: Prepare and submit certified written reports that include the following:
1. Date of issue.
 2. Project title and number.
 3. Name, address, and telephone number of testing agency.
 4. Dates and locations of samples and tests or inspections.
 5. Names of individuals making tests and inspections.
 6. Description of the Work and test and inspection method.
 7. Identification of product and Specification Section.
 8. Complete test or inspection data.
 9. Test and inspection results and an interpretation of test results.
 10. Ambient conditions at time of sample taking and testing and inspecting.
 11. Comments or professional opinion on whether tested or inspected Work complies with the Contract Document requirements.
 12. Name and signature of laboratory inspector.
 13. Recommendations on retesting and reinspecting.
- E. Permits, Licenses, and Certificates: For Owner's records, submit copies of permits, licenses, certifications, inspection reports, releases, jurisdictional settlements, notices, receipts for fee payments, judgments, correspondence, records, and similar documents, established for compliance with standards and regulations bearing on performance of the Work.

1.7 QUALITY ASSURANCE

- A. Fabricator Qualifications: A firm experienced in producing products similar to those indicated for this Project and with a record of successful in-service performance, as well as sufficient production capacity to produce required units.
- B. Factory-Authorized Service Representative Qualifications: An authorized representative of manufacturer who is trained and approved by manufacturer to inspect installation of manufacturer's products that are similar in material, design, and extent to those indicated for this Project.
- C. Installer Qualifications: A firm or individual experienced in installing, erecting, or assembling work similar in material, design, and extent to that indicated for this Project, whose work has resulted in construction with a record of successful in-service performance.
- D. Manufacturer Qualifications: A firm experienced in manufacturing products or systems similar to those indicated for this Project and with a record of successful in-service performance.
- E. Professional Engineer Qualifications: A professional engineer who is legally qualified to practice in jurisdiction where Project is located and who is experienced in providing engineering services of the kind indicated. Engineering services are defined as those performed for installations of the system, assembly, or product that are similar to those indicated for this Project in material, design, and extent.
- F. Specialists: Certain sections of the Specifications require that specific construction activities shall be performed by entities who are recognized experts in those operations. Specialists shall satisfy qualification requirements indicated and shall be engaged for the activities indicated.

1. Requirement for specialists shall not supersede building codes and similar regulations governing the Work, nor interfere with local trade-union jurisdictional settlements and similar conventions.
- G. Testing Agency Qualifications: An agency with the experience and capability to conduct testing and inspecting indicated, as documented by ASTM E 548, and that specializes in types of tests and inspections to be performed.
- H. Preconstruction Testing: Testing agency shall perform preconstruction testing for compliance with specified requirements for performance and test methods.
 1. Contractor responsibilities include the following:
 - a. Provide test specimens and assemblies representative of proposed materials and construction. Provide sizes and configurations of assemblies to adequately demonstrate capability of product to comply with performance requirements.
 - b. Submit specimens in a timely manner with sufficient time for testing and analyzing results to prevent delaying the Work.
 - c. Fabricate and install test assemblies using installers who will perform the same tasks for Project.
 - d. When testing is complete, remove assemblies; do not reuse materials on Project.
 2. Testing Agency Responsibilities: Submit a certified written report of each test, inspection, and similar quality-assurance service to Architect with copy to Contractor. Interpret tests and inspections and state in each report whether tested and inspected work complies with or deviates from the Contract Documents.
- I. Mockups: Before installing portions of the Work requiring mockups, build mockups for each form of construction and finish required to comply with the following requirements, using materials indicated for the completed Work:
 1. Build mockups in location and of size indicated or, if not indicated, as directed by Architect.
 2. Notify Architect seven days in advance of dates and times when mockups will be constructed.
 3. Demonstrate the proposed range of aesthetic effects and workmanship.
 4. Obtain Architect's approval of mockups before starting work, fabrication, or construction.
 5. Maintain mockups during construction in an undisturbed condition as a standard for judging the completed Work.
 6. Demolish and remove mockups when directed, unless otherwise indicated.

1.8 QUALITY CONTROL

- A. Owner Responsibilities: Where quality-control services are indicated as Owner's responsibility, Owner will engage a qualified testing agency to perform these services.
 1. Owner will furnish Contractor with names, addresses, and telephone numbers of testing agencies engaged and a description of the types of testing and inspecting they are engaged to perform.

2. Payment for these services will be made from testing and inspecting allowances, as authorized by Change Orders.
 3. Costs for retesting and reinspecting construction that replaces or is necessitated by work that failed to comply with the Contract Documents will be charged to Contractor and the Contract Sum will be adjusted by Change Order.
- B. Contractor Responsibilities: Unless otherwise indicated, provide quality-control services specified and required by authorities having jurisdiction.
1. Where services are indicated as Contractor's responsibility, engage a qualified testing agency to perform these quality-control services.
 - a. Contractor shall not employ the same entity engaged by Owner, unless agreed to in writing by Owner.
 2. Notify testing agencies at least 24 hours in advance of time when Work that requires testing or inspecting will be performed.
 3. Where quality-control services are indicated as Contractor's responsibility, submit a certified written report, in duplicate, of each quality-control service.
 4. Testing and inspecting requested by Contractor and not required by the Contract Documents are Contractor's responsibility.
 5. Submit additional copies of each written report directly to authorities having jurisdiction, when they so direct.
- C. Special Tests and Inspections: Owner will engage a testing agency to conduct special tests and inspections required by authorities having jurisdiction as the responsibility of Owner.
1. Testing agency will notify Architect and Contractor promptly of irregularities and deficiencies observed in the Work during performance of its services.
 2. Testing agency will submit a certified written report of each test, inspection, and similar quality-control service to Architect with copy to Contractor and to authorities having jurisdiction.
 3. Testing agency will submit a final report of special tests and inspections at Substantial Completion, which includes a list of unresolved deficiencies.
 4. Testing agency will interpret tests and inspections and state in each report whether tested and inspected work complies with or deviates from the Contract Documents.
 5. Testing agency will retest and reinspect corrected work.
- D. Manufacturer's Field Services: Where indicated, engage a factory-authorized service representative to inspect field-assembled components and equipment installation, including service connections. Report results in writing.
- E. Retesting/Reinspecting: Regardless of whether original tests or inspections were Contractor's responsibility, provide quality-control services, including retesting and reinspecting, for construction that revised or replaced Work that failed to comply with requirements established by the Contract Documents.
- F. Testing Agency Responsibilities: Cooperate with Architect and Contractor in performance of duties. Provide qualified personnel to perform required tests and inspections.

1. Notify Architect and Contractor promptly of irregularities or deficiencies observed in the Work during performance of its services.
 2. Interpret tests and inspections and state in each report whether tested and inspected work complies with or deviates from requirements.
 3. Submit a certified written report, in duplicate, of each test, inspection, and similar quality-control service through Contractor.
 4. Do not release, revoke, alter, or increase requirements of the Contract Documents or approve or accept any portion of the Work.
 5. Do not perform any duties of Contractor.
- G. Associated Services: Cooperate with agencies performing required tests, inspections, and similar quality-control services, and provide reasonable auxiliary services as requested. Notify agency sufficiently in advance of operations to permit assignment of personnel. Provide the following:
1. Access to the Work.
 2. Incidental labor and facilities necessary to facilitate tests and inspections.
 3. Adequate quantities of representative samples of materials that require testing and inspecting. Assist agency in obtaining samples.
 4. Facilities for storage and field-curing of test samples.
 5. Delivery of samples to testing agencies.
 6. Preliminary design mix proposed for use for material mixes that require control by testing agency.
 7. Security and protection for samples and for testing and inspecting equipment at Project site.
- H. Coordination: Coordinate sequence of activities to accommodate required quality-assurance and quality-control services with a minimum of delay and to avoid necessity of removing and replacing construction to accommodate testing and inspecting.
1. Schedule times for tests, inspections, obtaining samples, and similar activities.
- I. Schedule of Tests and Inspections: Prepare a schedule of tests, inspections, and similar quality-control services required by the Contract Documents. Submit schedule within 30 days of date established for commencement of the Work.
1. Distribution: Distribute schedule to Owner, Architect, testing agencies, and each party involved in performance of portions of the Work where tests and inspections are required.

PART 2 - PRODUCTS (Not Used)

PART 3 - EXECUTION

3.1 REPAIR AND PROTECTION

- A. General: On completion of testing, inspecting, sample taking, and similar services, repair damaged construction and restore substrates and finishes.

1. Provide materials and comply with installation requirements specified in other Sections of these Specifications. Restore patched areas and extend restoration into adjoining areas in a manner that eliminates evidence of patching.
 2. Comply with the Contract Document requirements for Division 1 Section "Cutting and Patching."
- B. Protect construction exposed by or for quality-control service activities.
- C. Repair and protection are Contractor's responsibility, regardless of the assignment of responsibility for quality-control services.

END OF SECTION 014000

SECTION 014200

REFERENCES

PART 1 - GENERAL

1.1 RELATED DOCUMENTS

- A. Drawings and general provisions of the Contract, including General and Supplementary Conditions and other Division 1 Specification Sections, apply to this Section.

1.2 DEFINITIONS

- A. General: Basic Contract definitions are included in the Conditions of the Contract.
- B. "Approved": The term "approved," when used to convey Architect's action on Contractor's submittals, applications, and requests, is limited to Architect's duties and responsibilities as stated in the Conditions of the Contract.
- C. "Directed": Terms such as "directed," "requested," "authorized," "selected," "approved," "required," and "permitted" mean directed by Architect, requested by Architect, and similar phrases.
- D. "Indicated": The term "indicated" refers to graphic representations, notes, or schedules on Drawings or to other paragraphs or schedules in Specifications and similar requirements in the Contract Documents. Terms such as "shown," "noted," "scheduled," and "specified" are used to help the user locate the reference.
- E. "Regulations": The term "regulations" includes laws, ordinances, statutes, and lawful orders issued by authorities having jurisdiction, as well as rules, conventions, and agreements within the construction industry that control performance of the Work.
- F. "Furnish": The term "furnish" means to supply and deliver to Project site, ready for unloading, unpacking, assembly, installation, and similar operations.
- G. "Install": The term "install" describes operations at Project site including unloading, temporarily storing, unpacking, assembling, erecting, placing, anchoring, applying, working to dimension, finishing, curing, protecting, cleaning, and similar operations.
- H. "Provide": The term "provide" means to furnish and install, complete and ready for the intended use.
- I. "Installer": An installer is the Contractor or another entity engaged by Contractor as an employee, Subcontractor, or Sub-subcontractor, to perform a particular construction operation, including installation, erection, application, and similar operations.

- J. The term "experienced," when used with an entity, means having successfully completed a minimum of five previous projects similar in size and scope to this Project; being familiar with special requirements indicated; and having complied with requirements of authorities having jurisdiction.
 - 1. Using a term such as "carpentry" does not imply that certain construction activities must be performed by accredited or unionized individuals of a corresponding generic name, such as "carpenter." It also does not imply that requirements specified apply exclusively to tradespeople of the corresponding generic name.
- K. "Project site" is the space available for performing construction activities. The extent of Project site is shown on Drawings and may or may not be identical with the description of the land on which Project is to be built.

1.3 INDUSTRY STANDARDS

- A. Applicability of Standards: Unless the Contract Documents include more stringent requirements, applicable construction industry standards have the same force and effect as if bound or copied directly into the Contract Documents to the extent referenced. Such standards are made a part of the Contract Documents by reference.
- B. Publication Dates: Comply with standards in effect as of date of the Contract Documents, unless otherwise indicated.
- C. Conflicting Requirements: If compliance with two or more standards is specified and the standards establish different or conflicting requirements for minimum quantities or quality levels, comply with the most stringent requirement. Refer uncertainties and requirements that are different, but apparently equal, to Architect for a decision before proceeding.
 - 1. Minimum Quantity or Quality Levels: The quantity or quality level shown or specified shall be the minimum provided or performed. The actual installation may comply exactly with the minimum quantity or quality specified, or it may exceed the minimum within reasonable limits. To comply with these requirements, indicated numeric values are minimum or maximum, as appropriate, for the context of requirements. Refer uncertainties to Architect for a decision before proceeding.
- D. Copies of Standards: Each entity engaged in construction on Project must be familiar with industry standards applicable to its construction activity. Copies of applicable standards are not bound with the Contract Documents.
 - 1. Where copies of standards are needed to perform a required construction activity, obtain copies directly from publication source and make them available on request.
- E. Abbreviations and Acronyms for Industry Organizations: Where abbreviations and acronyms are used in Specifications or other Contract Documents, they shall mean the recognized name of the entities indicated in Gale Research's "Encyclopedia of Associations" or in Columbia Books' "National Trade & Professional Associations of the U.S."

PART 2 - PRODUCTS (Not Used)

MAINE MEDICAL CENTER
BEAN 2 INPATIENT SERVICES
PORTLAND, MAINE

ISSUED FOR CONSTRUCTION
09/12/08

PART 3 - PART 3 - EXECUTION (Not Used)

END OF SECTION 014200

SECTION 015000

TEMPORARY FACILITIES AND CONTROLS

PART 1 - GENERAL

1.1 RELATED DOCUMENTS

- A. Drawings and general provisions of the Contract, including General and Supplementary Conditions and other Division 1 Specification Sections, apply to this Section.

1.2 SUMMARY

- A. This Section includes requirements for temporary facilities and controls, including temporary utilities, support facilities, and security and protection facilities.
- B. Temporary utilities include, but are not limited to, the following:
 - 1. Water service and distribution.
 - 2. Sanitary facilities, including toilets, wash facilities, and drinking-water facilities.
 - 3. Heating and cooling facilities.
 - 4. Ventilation.
 - 5. Electric power service.
 - 6. Lighting.
 - 7. Telephone service.
- C. Support facilities include, but are not limited to, the following:
 - 1. Project identification and temporary signs.
 - 2. Waste disposal facilities.
 - 3. Field offices.
 - 4. Storage and fabrication sheds.
 - 5. Lifts and hoists.
 - 6. Temporary elevator usage.
 - 7. Construction aids and miscellaneous services and facilities.
- D. Security and protection facilities include, but are not limited to, the following:
 - 1. Environmental protection.
 - 2. Stormwater control.
 - 3. Security enclosure and lockup.
 - 4. Barricades, warning signs, and lights.
 - 5. Temporary enclosures.
 - 6. Temporary partitions.
 - 7. Fire protection.

- E. Related Sections include the following:
 - 1. Division 1 Section "Submittal Procedures" for procedures for submitting copies of implementation and termination schedule and utility reports.
 - 2. Division 1 Section "Execution Requirements" for progress cleaning requirements.
 - 3. Divisions 2 through 33 for temporary heat, ventilation, and humidity requirements for products in those Sections.

1.3 DEFINITIONS

- A. Permanent Enclosure: As determined by Architect, permanent or temporary roofing is complete, insulated, and weathertight; exterior walls are insulated and weathertight; and all openings are closed with permanent construction or substantial temporary closures.

1.4 USE CHARGES

- A. General: Cost or use charges for temporary facilities are not chargeable to Owner or Architect and shall be included in the Contract Sum. Allow other entities to use temporary services and facilities without cost, including, but not limited to, the following:
 - 1. Owner's construction forces.
 - 2. Occupants of Project.
 - 3. Architect.
 - 4. Testing agencies.
 - 5. Personnel of authorities having jurisdiction.
- B. Sewer Service: Pay sewer service use charges for sewer usage, by all parties engaged in construction, at Project site.
- C. Water Service: Use water from Owner's existing water system without metering and without payment of use charges.
- D. Water Service: Pay water service use charges, whether metered or otherwise, for water used by all entities engaged in construction activities at Project site.
- E. Electric Power Service: Use electric power from Owner's existing system without metering and without payment of use charges.
- F. Electric Power Service: Pay electric power service use charges, whether metered or otherwise, for electricity used by all entities engaged in construction activities at Project site.

1.5 SUBMITTALS

- A. Temporary Utility Reports: Submit reports of tests, inspections, meter readings, and similar procedures performed on temporary utilities.

- B. Implementation and Termination Schedule: Within 15 days of date established for submittal of Contractor's Construction Schedule, submit a schedule indicating implementation and termination of each temporary utility.

1.6 QUALITY ASSURANCE

- A. Standards: Comply with ANSI A10.6, NECA's "Temporary Electrical Facilities," and NFPA 241.
 - 1. Trade Jurisdictions: Assigned responsibilities for installation and operation of temporary utilities are not intended to interfere with trade regulations and union jurisdictions.
 - 2. Electric Service: Comply with NECA, NEMA, and UL standards and regulations for temporary electric service. Install service to comply with NFPA 70.
- B. Tests and Inspections: Arrange for authorities having jurisdiction to test and inspect each temporary utility before use. Obtain required certifications and permits.

1.7 PROJECT CONDITIONS

- A. Temporary Utilities: At earliest feasible time, when acceptable to Owner, change over from use of temporary service to use of permanent service.
 - 1. Temporary Use of Permanent Facilities: Installer of each permanent service shall assume responsibility for operation, maintenance, and protection of each permanent service during its use as a construction facility before Owner's acceptance, regardless of previously assigned responsibilities.
- B. Conditions of Use: The following conditions apply to use of temporary services and facilities by all parties engaged in the Work:
 - 1. Keep temporary services and facilities clean and neat.
 - 2. Relocate temporary services and facilities as required by progress of the Work.

PART 2 - PRODUCTS

2.1 MATERIALS

- A. General: Provide new materials. Undamaged, previously used materials in serviceable condition may be used if approved by Architect. Provide materials suitable for use intended.
- B. Lumber and Plywood: Comply with requirements in Division 6 Section "Rough Carpentry."
- C. Roofing: Standard-weight, mineral-surfaced, asphalt shingles or asphalt-impregnated and -coated, mineral-surfaced, roll-roofing sheet.
- D. Gypsum Board: Minimum 1/2 inch thick by 48 inches wide by maximum available lengths; regular-type panels with tapered edges. Comply with ASTM C 36.

- E. Insulation: Unfaced mineral-fiber blanket, manufactured from glass, slag wool, or rock wool; with maximum flame-spread and smoke-developed indices of 25 and 50, respectively.
- F. Paint: Comply with requirements in Division 9 Section "Painting."
- G. Tarpaulins: Fire-resistive labeled with flame-spread rating of 15 or less.
- H. Water: Potable.

2.2 EQUIPMENT

- A. General: Provide equipment suitable for use intended.
 - 1. Field Offices: Mobile units with lockable entrances, operable windows, and serviceable finishes; heated and air conditioned; on foundations adequate for normal loading.
- B. Fire Extinguishers: Hand carried, portable, UL rated. Provide class and extinguishing agent as indicated or a combination of extinguishers of NFPA-recommended classes for exposures.
 - 1. Comply with NFPA 10 and NFPA 241 for classification, extinguishing agent, and size required by location and class of fire exposure.
- C. Self-Contained Toilet Units: Single-occupant units of chemical, aerated recirculation, or combustion type; vented; fully enclosed with a glass-fiber-reinforced polyester shell or similar nonabsorbent material.
- D. Drinking-Water Fixtures: Containerized, tap-dispenser, bottled-water drinking-water units, including paper cup supply.
 - 1. Where power is accessible, provide electric water coolers to maintain dispensed water temperature at 45 to 55 deg F.
- E. Heating Equipment: Unless Owner authorizes use of permanent heating system, provide vented, self-contained, liquid-propane-gas or fuel-oil heaters with individual space thermostatic control.
 - 1. Use of gasoline-burning space heaters, open-flame heaters, or salamander-type heating units is prohibited.
 - 2. Heating Units: Listed and labeled, by a testing agency acceptable to authorities having jurisdiction, and marked for intended use for type of fuel being consumed.
- F. Electrical Outlets: Properly configured, NEMA-polarized outlets to prevent insertion of 110- to 120-V plugs into higher-voltage outlets; equipped with ground-fault circuit interrupters, reset button, and pilot light.
- G. Power Distribution System Circuits: Where permitted and overhead and exposed for surveillance, wiring circuits, not exceeding 125-V ac, 20-A rating, and lighting circuits may be nonmetallic sheathed cable.

PART 3 - EXECUTION

3.1 INSTALLATION, GENERAL

- A. Locate facilities where they will serve Project adequately and result in minimum interference with performance of the Work. Relocate and modify facilities as required.
- B. Provide each facility ready for use when needed to avoid delay. Maintain and modify as required. Do not remove until facilities are no longer needed or are replaced by authorized use of completed permanent facilities.

3.2 TEMPORARY UTILITY INSTALLATION

- A. Water Service: Use of Owner's existing water service facilities will be permitted, as long as facilities are cleaned and maintained in a condition acceptable to Owner. At Substantial Completion, restore these facilities to condition existing before initial use.
- B. Sanitary Facilities: Provide temporary toilets, wash facilities, and drinking-water fixtures. Comply with regulations and health codes for type, number, location, operation, and maintenance of fixtures and facilities.
 - 1. Disposable Supplies: Provide toilet tissue, paper towels, paper cups, and similar disposable materials for each facility. Maintain adequate supply. Provide covered waste containers for disposal of used material.
 - 2. Toilets: Use of Owner's existing toilet facilities will be permitted, as long as facilities are cleaned and maintained in a condition acceptable to Owner. At Substantial Completion, restore these facilities to condition existing before initial use. In the event Owner's facilities are unavailable, install self-contained toilet units. Shield toilets to ensure privacy. Coordinate with Owner.
 - 3. Wash Facilities: Install wash facilities supplied with potable water at convenient locations for personnel who handle materials that require wash up. Dispose of drainage properly. Supply cleaning compounds appropriate for each type of material handled.
 - 4. Drinking-Water Facilities: Provide bottled-water, drinking-water units.
 - a. Where power is accessible, provide electric water coolers to maintain dispensed water temperature at 45 to 55 deg F.
- C. Heating and Cooling: Provide temporary heating and cooling required by construction activities for curing or drying of completed installations or for protecting installed construction from adverse effects of low temperatures or high humidity. Select equipment from that specified that will not have a harmful effect on completed installations or elements being installed.
 - 1. Maintain a minimum temperature of 50 deg F in permanently enclosed portions of building for normal construction activities, and 65 deg F for finishing activities and areas where finished Work has been installed.

- D. Ventilation and Humidity Control: Provide temporary ventilation required by construction activities for curing or drying of completed installations or for protecting installed construction from adverse effects of high humidity. Select equipment from that specified that will not have a harmful effect on completed installations or elements being installed. Coordinate ventilation requirements to produce ambient condition required and minimize energy consumption.
- E. Electric Power Service: Use of Owner's existing electric power service will be permitted, as long as equipment is maintained in a condition acceptable to Owner.
- F. Electric Distribution: Provide receptacle outlets adequate for connection of power tools and equipment.
1. Provide waterproof connectors to connect separate lengths of electrical power cords if single lengths will not reach areas where construction activities are in progress. Do not exceed safe length-voltage ratio.
 2. Provide warning signs at power outlets other than 110 to 120 V.
 3. Provide metal conduit, tubing, or metallic cable for wiring exposed to possible damage. Provide rigid steel conduits for wiring exposed on grades, floors, decks, or other traffic areas.
 4. Provide metal conduit enclosures or boxes for wiring devices.
 5. Provide 4-gang outlets, spaced so 100-foot extension cord can reach each area for power hand tools and task lighting. Provide a separate 125-V ac, 20-A circuit for each outlet.
- G. Lighting: Provide temporary lighting with local switching that provides adequate illumination for construction operations and traffic conditions.
1. Install and operate temporary lighting that fulfills security and protection requirements without operating entire system.
 2. Provide one 100-W incandescent lamp per 500 sq. ft. (45 sq. m), uniformly distributed, for general lighting, or equivalent illumination.
 3. Provide one 100-W incandescent lamp every 50 feet (15 m) in traffic areas.
- H. Telephone Service: Provide temporary telephone service throughout construction period for common-use facilities used by all personnel engaged in construction activities. Install separate telephone line for each field office and first-aid station.
1. Provide additional telephone lines for the following:
 - a. In field office with more than two occupants, install a telephone for each additional occupant or pair of occupants.
 - b. Provide a dedicated telephone line for each facsimile machine and computer with modem in each field office.
 - c. Provide a separate telephone line for Owner's use.
 - d. Install a telephone on every second or third story of construction.
 2. At each telephone, post a list of important telephone numbers.
 - a. Police and fire departments.

- b. Ambulance service.
 - c. Contractor's home office.
 - d. Architect's office.
 - e. Engineers' offices.
 - f. Owner's office.
 - g. Principal subcontractors' field and home offices.
3. Provide voice-mail service on superintendent's telephone.
 4. Furnish superintendent with electronic paging device for use when away from field office.
 5. Provide a portable cellular telephone for superintendent's use in making and receiving telephone calls when away from field office.
 6. Install a coin-operated telephone station at a convenient grade-level location for convenience of personnel.

3.3 SUPPORT FACILITIES INSTALLATION

A. General: Comply with the following:

1. Locate field offices, storage sheds, sanitary facilities, and other temporary construction and support facilities for easy access.
2. Provide incombustible construction for offices, shops, and sheds located within construction area or within 30 feet (9 m) of building lines. Comply with NFPA 241.
3. Maintain support facilities until near Substantial Completion. Remove before Substantial Completion. Personnel remaining after Substantial Completion will be permitted to use permanent facilities, under conditions acceptable to Owner.

B. Project Identification and Temporary Signs: Prepare Project identification and other signs in sizes indicated. Install signs where indicated to inform public and persons seeking entrance to Project. Do not permit installation of unauthorized signs.

1. Engage an experienced sign painter to apply graphics for Project identification signs. Comply with details indicated.
2. Prepare temporary signs to provide directional information to construction personnel and visitors.
3. Construct signs of exterior-type Grade B-B high-density concrete form overlay plywood in sizes and thicknesses indicated. Support on posts or framing of preservative-treated wood or steel.
4. Paint sign panel and applied graphics with exterior-grade alkyd gloss enamel over exterior primer.

C. Waste Disposal Facilities: Provide waste-collection containers in sizes adequate to handle waste from construction operations. Containerize and clearly label hazardous, dangerous, or unsanitary waste materials separately from other waste. Comply with Division 1 Section "Execution Requirements" for progress cleaning requirements.

1. If required by authorities having jurisdiction, provide separate containers, clearly labeled, for each type of waste material to be deposited.

2. Develop a waste management plan for Work performed on Project. Indicate types of waste materials Project will produce and estimate quantities of each type. Provide detailed information for on-site waste storage and separation of recyclable materials. Provide information on destination of each type of waste material and means to be used to dispose of all waste materials.
- D. Janitorial Services: Provide janitorial services on a daily basis for temporary offices, first-aid stations, toilets, wash facilities, lunchrooms, and similar areas.
- E. Common-Use Field Office: Provide an insulated, weathertight, air-conditioned field office for use as a common facility by all personnel engaged in construction activities; of sufficient size to accommodate required office personnel and meetings of 10 persons at Project site. Keep office clean and orderly.
1. Furnish and equip offices as follows:
 - a. Desk and four chairs, four-drawer file cabinet, a plan table, a plan rack, and bookcase.
 - b. Water cooler and private toilet complete with water closet, lavatory, and medicine cabinet with mirror.
 - c. Coffee machine and supplies, including regular and decaffeinated coffee, filters, cups, stirring sticks, creamer, sugar, and sugar substitute.
 - d. Provide a room of not less than 240 sq. ft. for Project meetings. Furnish room with conference table, 12 folding chairs, and 4-foot- square tack board.
 2. Construct framing, sheathing, and siding using fire-retardant-treated lumber and plywood.
 3. Paint exposed lumber and plywood with exterior-grade acrylic-latex emulsion over exterior primer. Paint interior walls with two coats of interior latex-flat wall paint.
 4. Provide resilient floor covering and painted gypsum wallboard walls and acoustical ceiling. Provide operable windows with adjustable blinds and insect screens.
 5. Provide an electric heater with thermostat capable of maintaining a uniform indoor temperature of 68 deg F. Provide an air-conditioning unit capable of maintaining an indoor temperature of 72 deg F.
 6. Provide fluorescent light fixtures capable of maintaining average illumination of 20 fc (215 lx) at desk height. Provide 110- to 120-V duplex outlets spaced at not more than 12-foot intervals, 1 per wall in each room.
- F. Storage and Fabrication Sheds: Provide sheds sized, furnished, and equipped to accommodate materials and equipment involved, including temporary utility services. Sheds may be open shelters or fully enclosed spaces within building or elsewhere on-site.
1. Construct framing, sheathing, and siding using fire-retardant-treated lumber and plywood.
 2. Paint exposed lumber and plywood with exterior-grade acrylic-latex emulsion over exterior primer.
- G. Lifts and Hoists: Provide facilities for hoisting materials and personnel. Truck cranes and similar devices used for hoisting materials are considered "tools and equipment" and not temporary facilities.

- H. Temporary Elevator Usage: Refer to Division 14 Sections for temporary use of new elevators.
- I. Existing Elevator Usage: Use of Owner's existing elevators will be permitted, as long as elevators are cleaned and maintained in a condition acceptable to Owner. At Substantial Completion, restore elevators to condition existing before initial use, including replacing worn cables, guide shoes, and similar items of limited life.
 - 1. Provide protective coverings, barriers, devices, signs, or other procedures to protect elevator car and entrance doors and frame. If, despite such protection, elevators become damaged, engage elevator Installer to restore damaged work so no evidence remains of correction work. Return items that cannot be refinished in field to the shop, make required repairs and refinish entire unit, or provide new units as required.
- J. Existing Stair Usage: Use of Owner's existing stairs will be permitted, as long as stairs are cleaned and maintained in a condition acceptable to Owner. At Substantial Completion, restore stairs to condition existing before initial use.
 - 1. Provide protective coverings, barriers, devices, signs, or other procedures to protect stairs and to maintain means of egress. If, despite such protection, stairs become damaged, restore damaged areas so no evidence remains of correction work.

3.4 SECURITY AND PROTECTION FACILITIES INSTALLATION

- A. Environmental Protection: Provide protection, operate temporary facilities, and conduct construction in ways and by methods that comply with environmental regulations and that minimize possible air, waterway, and subsoil contamination or pollution or other undesirable effects. Avoid using tools and equipment that produce harmful noise. Restrict use of noisemaking tools and equipment to hours that will minimize complaints from persons or firms near Project site. Follow local ordinances for noise and construction activity times.
- B. Security Enclosure and Lockup: Install substantial temporary enclosure around partially completed areas of construction. Provide lockable entrances to prevent unauthorized entrance, vandalism, theft, and similar violations of security.
- C. Barricades, Warning Signs, and Lights: Comply with standards and code requirements for erecting structurally adequate barricades. Paint with appropriate colors, graphics, and warning signs to inform personnel and public of possible hazard. Where appropriate and needed, provide lighting, including flashing red or amber lights.
 - 1. For safety barriers, sidewalk bridges, and similar uses, provide minimum 5/8-inch thick exterior plywood.
- D. Temporary Enclosures: Provide temporary enclosures for protection of construction, in progress and completed, from exposure, foul weather, other construction operations, and similar activities. Provide temporary weathertight enclosure for building exterior.

1. Where heating or cooling is needed and permanent enclosure is not complete, provide insulated temporary enclosures. Coordinate enclosure with ventilating and material drying or curing requirements to avoid dangerous conditions and effects.
 2. Vertical Openings: Close openings of 25 sq. ft. or less with plywood or similar materials.
 3. Horizontal Openings: Close openings in floor or roof decks and horizontal surfaces with load-bearing, wood-framed construction.
 4. Install tarpaulins securely using fire-retardant-treated wood framing and other materials.
 5. Where temporary wood or plywood enclosure exceeds 100 sq. ft. in area, use fire-retardant-treated material for framing and main sheathing.
- E. Temporary Partitions: Erect and maintain dustproof partitions and temporary enclosures to limit dust and dirt migration and to separate areas from fumes and noise.
1. Construct dustproof partitions of not less than nominal 4-inch studs, 5/8-inch gypsum wallboard with joints taped on occupied side, and 1/2-inch fire-retardant plywood on construction side.
 2. Construct dustproof, floor-to-ceiling partitions of not less than nominal 4-inch studs, 2 layers of 3-mil polyethylene sheets, inside and outside temporary enclosure. Cover floor with 2 layers of 3-mil polyethylene sheets, extending sheets 18 inches up the side walls. Overlap and tape full length of joints. Cover floor with 3/4-inch fire-retardant plywood.
 - a. Construct a vestibule and airlock at each entrance to temporary enclosure with not less than 48 inches between doors. Maintain water-dampened foot mats in vestibule.
 3. Insulate partitions to provide noise protection to occupied areas.
 4. Seal joints and perimeter. Equip partitions with dustproof doors and security locks.
 5. Protect air-handling equipment.
 6. Weatherstrip openings.
- F. Temporary Fire Protection: Until fire-protection needs are supplied by permanent facilities, install and maintain temporary fire-protection facilities of types needed to protect against reasonably predictable and controllable fire losses. Comply with NFPA 241.
1. Provide fire extinguishers, installed on walls on mounting brackets, visible and accessible from space being served, with sign mounted above.
 - a. Field Offices: Class A stored-pressure water-type extinguishers.
 - b. Other Locations: Class ABC dry-chemical extinguishers or a combination of extinguishers of NFPA-recommended classes for exposures.
 - c. Locate fire extinguishers where convenient and effective for their intended purpose; provide not less than one extinguisher on each floor at or near each usable stairwell.
 2. Store combustible materials in containers in fire-safe locations.
 3. Maintain unobstructed access to fire extinguishers, fire hydrants, temporary fire-protection facilities, stairways, and other access routes for firefighting. Prohibit smoking in hazardous fire-exposure areas.
 4. Supervise welding operations, combustion-type temporary heating units, and similar sources of fire ignition. In occupied facilities the security department must be notified prior to any open -flame device being used.

5. Permanent Fire Protection: At earliest feasible date in each area of Project, complete installation of permanent fire-protection facility, including connected services, and place into operation and use. Instruct key personnel on use of facilities.
6. Develop and supervise an overall fire-prevention and first-aid fire-protection program for personnel at Project site. Review needs with local fire department and establish procedures to be followed. Instruct personnel in methods and procedures. Post warnings and information.
7. Provide hoses for fire protection of sufficient length to reach construction areas. Hang hoses with a warning sign stating that hoses are for fire-protection purposes only and are not to be removed. Match hose size with outlet size and equip with suitable nozzles.
8. Provide temporary standpipes and hoses for fire protection. Hang hoses with a warning sign stating that hoses are for fire-protection purposes only and are not to be removed. Match hose size with outlet size and equip with suitable nozzles.

3.5 OPERATION, TERMINATION, AND REMOVAL

- A. Supervision: Enforce strict discipline in use of temporary facilities. To minimize waste and abuse, limit availability of temporary facilities to essential and intended uses.
- B. Maintenance: Maintain facilities in good operating condition until removal. Protect from damage caused by freezing temperatures and similar elements.
 1. Maintain operation of temporary enclosures, heating, cooling, humidity control, ventilation, and similar facilities on a 24-hour basis where required to achieve indicated results and to avoid possibility of damage.
 2. Prevent water-filled piping from freezing. Maintain markers for underground lines. Protect from damage during excavation operations.
- C. Operate Project-identification-sign lighting daily from dusk until 12:00 midnight.
- D. Temporary Facility Changeover: Except for using permanent fire protection as soon as available, do not change over from using temporary security and protection facilities to permanent facilities until Substantial Completion.
- E. Termination and Removal: Remove each temporary facility when need for its service has ended, when it has been replaced by authorized use of a permanent facility, or no later than Substantial Completion. Complete or, if necessary, restore permanent construction that may have been delayed because of interference with temporary facility. Repair damaged Work, clean exposed surfaces, and replace construction that cannot be satisfactorily repaired.
 1. Materials and facilities that constitute temporary facilities are the property of Contractor. Owner reserves right to take possession of Project identification signs.
 2. Remove temporary paving not intended for or acceptable for integration into permanent paving. Where area is intended for landscape development, remove soil and aggregate fill that do not comply with requirements for fill or subsoil. Remove materials contaminated with road oil, asphalt and other petrochemical compounds, and other substances that might impair growth of plant materials or lawns. Repair or replace street paving, curbs, and sidewalks at temporary entrances, as required by authorities having jurisdiction.

3. At Substantial Completion, clean and renovate permanent facilities used during construction period. Comply with final cleaning requirements in Division 1 Section "Closeout Procedures."

END OF SECTION 015000

SECTION 015000A
MINIMUM SIGNAGE AT ALL CONSTRUCTION AREA DOORS



All signage shall be minimum 3 color, shall be commercial grade heavy-duty plastic and 14" wide by 10" tall.

Any additional signage required by OSHA shall also be posted.

SECTION 016000

PRODUCT REQUIREMENTS

PART 1 - GENERAL

1.1 RELATED DOCUMENTS

- A. Drawings and general provisions of the Contract, including General and Supplementary Conditions and other Division 1 Specification Sections, apply to this Section.

1.2 SUMMARY

- A. This Section includes the following administrative and procedural requirements: selection of products for use in Project; product delivery, storage, and handling; manufacturers' standard warranties on products; special warranties; product substitutions; and comparable products.
- B. Related Sections include the following:
 - 1. Division 1 Section "Alternates" for products selected under an alternate.
 - 2. Division 1 Section "References" for applicable industry standards for products specified.
 - 3. Division 1 Section "Closeout Procedures" for submitting warranties for contract closeout.

1.3 DEFINITIONS

- A. Products: Items purchased for incorporating into the Work, whether purchased for Project or taken from previously purchased stock. The term "product" includes the terms "material," "equipment," "system," and terms of similar intent.
 - 1. Named Products: Items identified by manufacturer's product name, including make or model number or other designation, shown or listed in manufacturer's published product literature, that is current as of date of the Contract Documents.
 - 2. New Products: Items that have not previously been incorporated into another project or facility, except that products consisting of recycled-content materials are allowed, unless explicitly stated otherwise. Products salvaged or recycled from other projects are not considered new products.
 - 3. Comparable Product: Product that is demonstrated and approved through submittal process, or where indicated as a product substitution, to have the indicated qualities related to type, function, dimension, in-service performance, physical properties, appearance, and other characteristics that equal or exceed those of specified product.
- B. Substitutions: Changes in products, materials, equipment, and methods of construction from those required by the Contract Documents and proposed by Contractor.
 - 1. Revisions to the contract documents, where requested by the Owner or Architect are considered as "changes" not substitutions.

2. Substitutions requested during the bidding period, which have been accepted prior to the Contract Date, are included in the contract documents and are not subject to the requirements for substitutions as herein specified.
 3. Specified Contractor options on products and construction methods included in the contract documents are choices available to the Contractor and are not subject to the requirements for substitutions as herein specified.
 4. Except as otherwise provided in the contract documents, the Contractor's determination of and compliance with governing regulations and orders as issued by governing authorities do not constitute "substitutions" and do not constitute a basis for change orders.
- C. Basis-of-Design Product Specification: Where a specific manufacturer's product is named and accompanied by the words "basis of design," including make or model number or other designation, to establish the significant qualities related to type, function, dimension, in-service performance, physical properties, appearance, and other characteristics for purposes of evaluating comparable products of other named manufacturers.
- D. Manufacturer's Warranty: Preprinted written warranty published by individual manufacturer for a particular product and specifically endorsed by manufacturer to Owner.
- E. Special Warranty: Written warranty required by or incorporated into the Contract Documents, either to extend time limit provided by manufacturer's warranty or to provide more rights for Owner.

1.4 SUBMITTALS

- A. Product List: Submit a list, in tabular form, showing specified products. Include generic names of products required. Include manufacturer's name and proprietary product names for each product.
1. Coordinate product list with Contractor's Construction Schedule and the Submittals Schedule.
 2. Form: Tabulate information for each product under the following column headings:
 - a. Specification Section number and title.
 - b. Generic name used in the Contract Documents.
 - c. Proprietary name, model number, and similar designations.
 - d. Manufacturer's name and address.
 - e. Supplier's name and address.
 - f. Installer's name and address.
 - g. Projected delivery date or time span of delivery period.
 - h. Identification of items that require early submittal approval for scheduled delivery date.
 3. Initial Submittal: Within [10] days after date of commencement of the Work, submit [4] copies of initial product list. Include a written explanation for omissions of data and for variations from Contract requirements.

4. Completed List: Within [20] days after date of commencement of the Work, submit [4] copies of completed product list. Include a written explanation for omissions of data and for variations from Contract requirements.
 5. Architect's Action: Architect will respond in writing to Contractor within [10] days of receipt of completed product list. Architect's response will include a list of unacceptable product selections and a brief explanation of reasons for this action. Architect's response, or lack of response, does not constitute a waiver of requirement that products comply with the Contract Documents.
- B. Substitution Requests: Submit three copies of each request for consideration. Identify product or fabrication or installation method to be replaced. Include Specification Section number and title and Drawing numbers and titles.
1. Substitution Request Form: Use [CSI Form 13.1A] [form provided at end of Section].
 2. Documentation: Show compliance with requirements for substitutions and the following, as applicable:
 - a. Statement indicating why specified material or product cannot be provided.
 - b. Coordination information, including a list of changes or modifications needed to other parts of the Work and to construction performed by Owner and separate contractors, that will be necessary to accommodate proposed substitution.
 - c. Detailed comparison of significant qualities of proposed substitution with those of the Work specified. Significant qualities may include attributes such as performance, weight, size, durability, visual effect, and specific features and requirements indicated.
 - d. Product Data, including drawings and descriptions of products and fabrication and installation procedures.
 - e. Samples, where applicable or requested.
 - f. List of similar installations for completed projects with project names and addresses and names and addresses of architects and owners.
 - g. Material test reports from a qualified testing agency indicating and interpreting test results for compliance with requirements indicated.
 - h. Research/evaluation reports evidencing compliance with building code in effect for Project, from a model code organization acceptable to authorities having jurisdiction.
 - i. Detailed comparison of Contractor's Construction Schedule using proposed substitution with products specified for the Work, including effect on the overall Contract Time. If specified product or method of construction cannot be provided within the Contract Time, include letter from manufacturer, on manufacturer's letterhead, stating lack of availability or delays in delivery.
 - j. Cost information, including a proposal of change, if any, in the Contract Sum.
 - k. Contractor's certification that proposed substitution complies with requirements in the Contract Documents and is appropriate for applications indicated.
 - l. Contractor's waiver of rights to additional payment or time that may subsequently become necessary because of failure of proposed substitution to produce indicated results.
 3. Architect's Action: If necessary, Architect will request additional information or documentation for evaluation within one week of receipt of a request for substitution. Architect will notify Contractor through Construction Manager of acceptance or rejection

of proposed substitution within **10** days of receipt of request, or **7** days of receipt of additional information or documentation, whichever is later.

a. Form of Acceptance: Change Order.

- C. Basis-of-Design Product Specification Submittal: Comply with requirements in Division 1 Section "Submittal Procedures." Show compliance with requirements.

1.5 QUALITY ASSURANCE

- A. Compatibility of Options: If Contractor is given option of selecting between two or more products for use on Project, product selected shall be compatible with products previously selected, even if previously selected products were also options.

1. Each contractor is responsible for providing products and construction methods compatible with products and construction methods of other contractors.
2. If a dispute arises between contractors over concurrently selectable but incompatible products, Architect will determine which products shall be used.

1.6 PRODUCT DELIVERY, STORAGE, AND HANDLING

- A. Deliver, store, and handle products using means and methods that will prevent damage, deterioration, and loss, including theft. Comply with manufacturer's written instructions.

1. Schedule delivery to minimize long-term storage at Project site and to prevent overcrowding of construction spaces.
2. Coordinate delivery with installation time to ensure minimum holding time for items that are flammable, hazardous, easily damaged, or sensitive to deterioration, theft, and other losses.
3. Deliver products to Project site in an undamaged condition in manufacturer's original sealed container or other packaging system, complete with labels and instructions for handling, storing, unpacking, protecting, and installing.
4. Inspect products on delivery to ensure compliance with the Contract Documents and to ensure that products are undamaged and properly protected.
5. Store products to allow for inspection and measurement of quantity or counting of units.
6. Store materials in a manner that will not endanger Project structure.
7. Store products that are subject to damage by the elements, under cover in a weathertight enclosure above ground, with ventilation adequate to prevent condensation.
8. Comply with product manufacturer's written instructions for temperature, humidity, ventilation, and weather-protection requirements for storage.
9. Protect stored products from damage.

- B. Storage: Provide a secure location and enclosure at Project site for storage of materials and equipment

1.7 PRODUCT WARRANTIES

- A. Warranties specified in other Sections shall be in addition to, and run concurrent with, other warranties required by the Contract Documents. Manufacturer's disclaimers and limitations on product warranties do not relieve Contractor of obligations under requirements of the Contract Documents.
- B. Special Warranties: Prepare a written document that contains appropriate terms and identification, ready for execution. Submit a draft for approval before final execution.
 - 1. Manufacturer's Standard Form: Modified to include Project-specific information and properly executed.
- C. Submittal Time: Comply with requirements in Division 1 Section "Closeout Procedures."

PART 2 - PRODUCTS

2.1 PRODUCT OPTIONS

- A. General Product Requirements: Provide products that comply with the Contract Documents, that are undamaged, and unless otherwise indicated, that are new at time of installation.
 - 1. Provide products complete with accessories, trim, finish, fasteners, and other items needed for a complete installation and indicated use and effect.
 - 2. Standard Products: If available, and unless custom products or nonstandard options are specified, provide standard products of types that have been produced and used successfully in similar situations on other projects.
 - 3. Owner reserves the right to limit selection to products with warranties not in conflict with requirements of the Contract Documents.
 - 4. Where products are accompanied by the term "as selected," Architect will make selection.
 - 5. Where products are accompanied by the term "match sample," sample to be matched is Architect's.
 - 6. Descriptive, performance, and reference standard requirements in the Specifications establish "salient characteristics" of products.
 - 7. Or Equal: Where products are specified by name and accompanied by the term "or equal" or "or approved equal" or "or approved," comply with provisions in "Comparable Products" Article to obtain approval for use of an unnamed product.
- B. Product Selection Procedures: Procedures for product selection include the following:
 - 1. Product: Where Specification paragraphs or subparagraphs titled "Product" name a single product and manufacturer, provide the product named.
 - a. Substitutions may be considered, **unless otherwise indicated.**

2. Manufacturer/Source: Where Specification paragraphs or subparagraphs titled "Manufacturer" or "Source" name single manufacturers or sources, provide a product by the manufacturer or from the source named that complies with requirements.
 - a. Substitutions may be considered, unless otherwise indicated.
3. Products: Where Specification paragraphs or subparagraphs titled "Products" introduce a list of names of both products and manufacturers, provide one of the products listed that complies with requirements.
 - a. Substitutions may be considered, unless otherwise indicated.
4. Manufacturers: Where Specification paragraphs or subparagraphs titled "Manufacturers" introduce a list of manufacturers' names, provide a product by one of the manufacturers listed that complies with requirements.
 - a. Substitutions may be considered, unless otherwise indicated.
5. Available Products: Where Specification paragraphs or subparagraphs titled "Available Products" introduce a list of names of both products and manufacturers, provide one of the products listed or another product that complies with requirements. Comply with provisions in "Comparable Products" Article to obtain approval for use of an unnamed product.
6. Available Manufacturers: Where Specification paragraphs or subparagraphs titled "Available Manufacturers" introduce a list of manufacturers' names, provide a product by one of the manufacturers listed or another manufacturer that complies with requirements. Comply with provisions in "Comparable Products" Article to obtain approval for use of an unnamed product.
7. Product Options: Where Specification paragraphs titled "Product Options" indicate that size, profiles, and dimensional requirements on Drawings are based on a specific product or system, provide either the specific product or system indicated or a comparable product or system by another manufacturer. Comply with provisions in "Product Substitutions" Article.
8. Basis-of-Design Products: Where Specification paragraphs or subparagraphs titled "Basis-of-Design Product[s]" are included and also introduce or refer to a list of manufacturers' names, provide either the specified product or a comparable product by one of the other named manufacturers. Drawings and Specifications indicate sizes, profiles, dimensions, and other characteristics that are based on the product named. Comply with provisions in "Comparable Products" Article to obtain approval for use of an unnamed product.
 - a. Substitutions may be considered, unless otherwise indicated.

9. Visual Matching Specification: Where Specifications require matching an established Sample, select a product (and manufacturer) that complies with requirements and matches Architect's sample. Architect's decision will be final on whether a proposed product matches satisfactorily.
 - a. If no product available within specified category matches satisfactorily and complies with other specified requirements, comply with provisions of the Contract Documents on "substitutions" for selection of a matching product.
 10. Visual Selection Specification: Where Specifications include the phrase "as selected from manufacturer's colors, patterns, textures" or a similar phrase, select a product (and manufacturer) that complies with other specified requirements.
 - a. Standard Range: Where Specifications include the phrase "standard range of colors, patterns, textures" or similar phrase, Architect will select color, pattern, or texture from manufacturer's product line that does not include premium items.
 - b. Full Range: Where Specifications include the phrase "full range of colors, patterns, textures" or similar phrase, Architect will select color, pattern, or texture from manufacturer's product line that includes both standard and premium items.
 11. Allowances: Refer to individual Specification Sections and "Allowance" provisions in Division 1 for allowances that control product selection and for procedures required for processing such selections.
- C. Nameplates: Except as otherwise indicated for required labels and operating data, do not permanently attach or imprint manufacturer's or producer's nameplates or trademarks on exposed surfaces of products which will be exposed to view either in occupied spaces or on the exterior of the completed project.
1. Labels: Locate required product labels and stamps on a concealed surface or, where required for observation after installation, on an accessible surface which, in occupied spaces, is not conspicuous.
 2. Equipment Nameplates: Provide a permanent nameplate on each item of service-connected or power-operated equipment. Locate the nameplate on an easily accessible surface which is inconspicuous in occupied spaces. The nameplate shall contain essential operating data.

2.2 PRODUCT SUBSTITUTIONS

- A. Timing: Architect will consider requests for substitution if received within **10** days after **the Notice to Proceed**. Requests received after that time may be considered or rejected at discretion of Architect.
- B. Conditions: Architect will consider Contractor's request for substitution when the following conditions are satisfied. If the following conditions are not satisfied, Architect will return requests without action, except to record noncompliance with these requirements:

1. Requested substitution offers Owner a substantial advantage in cost, time, energy conservation, or other considerations, after deducting additional responsibilities Owner must assume. Owner's additional responsibilities may include compensation to Architect for redesign and evaluation services, increased cost of other construction by Owner, and similar considerations.
2. Requested substitution does not require extensive revisions to the Contract Documents.
3. Requested substitution is consistent with the Contract Documents and will produce indicated results.
4. Substitution request is fully documented and properly submitted.
5. Requested substitution will not adversely affect Contractor's Construction Schedule.
6. Requested substitution has received necessary approvals of authorities having jurisdiction.
7. Requested substitution is compatible with other portions of the Work.
8. Requested substitution has been coordinated with other portions of the Work.
9. Requested substitution provides specified warranty.
10. If requested substitution involves more than one contractor, requested substitution has been coordinated with other portions of the Work, is uniform and consistent, is compatible with other products, and is acceptable to all contractors involved.

2.3 COMPARABLE PRODUCTS

- A. Where products or manufacturers are specified by name, submit the following, in addition to other required submittals, to obtain approval of an unnamed product:
1. Evidence that the proposed product does not require extensive revisions to the Contract Documents, that it is consistent with the Contract Documents and will produce the indicated results, and that it is compatible with other portions of the Work.
 2. Detailed comparison of significant qualities of proposed product with those named in the Specifications. Significant qualities include attributes such as performance, weight, size, durability, visual effect, and specific features and requirements indicated.
 3. Evidence that proposed product provides specified warranty.
 4. List of similar installations for completed projects with project names and addresses and names and addresses of architects and owners, if requested.
 5. Samples, if requested.

PART 3 - EXECUTION (Not Used)

END OF SECTION 016000



SUBSTITUTION REQUEST (After the Bidding Phase)

Project: _____ Substitution Request Number: _____
 _____ From: _____
 To: _____ Date: _____
 _____ A/E Project Number: _____
 Re: _____ Contract For: _____

Specification Title: _____ Description: _____
 Section: _____ Page: _____ Article/Paragraph: _____

Proposed Substitution: _____
 Manufacturer: _____ Address: _____ Phone: _____
 Trade Name: _____ Model No.: _____
 Installer: _____ Address: _____ Phone: _____
 History: New product 2-5 years old 5-10 yrs old More than 10 years old
 Differences between proposed substitution and specified product: _____

Point-by-point comparative data attached - REQUIRED BY A/E

Reason for not providing specified item: _____

Similar Installation:
 Project: _____ Architect: _____
 Address: _____ Owner: _____
 _____ Date Installed: _____

Proposed substitution affects other parts of Work: No Yes; explain _____

Savings to Owner for accepting substitution: _____ (\$ _____).

Proposed substitution changes Contract Time: No Yes [Add] [Deduct] _____ days.

Supporting Data Attached: Drawings Product Data Samples Tests Reports _____

**SUBSTITUTION
REQUEST**
(Continued)

The Undersigned certifies:

- Proposed substitution has been fully investigated and determined to be equal or superior in all respects to specified product.
- Same warranty will be furnished for proposed substitution as for specified product.
- Same maintenance service and source of replacement parts, as applicable, is available.
- Proposed substitution will have no adverse effect on other trades and will not affect or delay progress schedule.
- Cost data as stated above is complete. Claims for additional costs related to accepted substitution which may subsequently become apparent are to be waived.
- Proposed substitution does not affect dimensions and functional clearances.
- Payment will be made for changes to building design, including A/E design, detailing, and construction costs caused by the substitution.
- Coordination, installation, and changes in the Work as necessary for accepted substitution will be complete in all respects.

Submitted by: _____

Signed by: _____

Firm: _____

Address: _____

Telephone: _____

Attachments: _____

A/E's REVIEW AND ACTION

- Substitution approved - Make submittals in accordance with Specification Section 01330.
- Substitution approved as noted - Make submittals in accordance with Specification Section 01330.
- Substitution rejected - Use specified materials.
- Substitution Request received too late - Use specified materials.

Signed by:

Date:

Additional Comments: Contractor Subcontractor Supplier Manufacturer A/E _____

SECTION 017000

EXECUTION REQUIREMENTS

PART 1 - GENERAL

1.1 RELATED DOCUMENTS

- A. Drawings and general provisions of the Contract, including General Conditions and other Division 1 Specification Sections, apply to this Section.

1.2 SUMMARY

- A. This Section includes general procedural requirements governing execution of the Work including, but not limited to, the following:

- 1. Construction layout.
- 2. Field engineering and surveying.
- 3. General installation of products.
- 4. Coordination of Owner-installed products.
- 5. Progress cleaning.
- 6. Starting and adjusting.
- 7. Protection of installed construction.
- 8. Correction of the Work.

- B. Related Sections include the following:

- 1. Division 1 Section "Project Management and Coordination" for procedures for coordinating field engineering with other construction activities.
- 2. Division 1 Section "Submittal Procedures" for submitting surveys.
- 3. Division 1 Section "Cutting and Patching" for procedural requirements for cutting and patching necessary for the installation or performance of other components of the Work.
- 4. Division 1 Section "Closeout Procedures" for submitting final property survey with Project Record Documents, recording of Owner-accepted deviations from indicated lines and levels, and final cleaning.

1.3 SUBMITTALS

- A. Qualification Data: For professional engineer to demonstrate their capabilities and experience. Include lists of completed projects with project names and addresses, names and addresses of architects and owners, and other information specified.
- B. Certificates: Submit certificate signed by professional engineer certifying that location and elevation of improvements comply with requirements.

- C. Landfill Receipts: Submit copy of receipts issued by a landfill facility, licensed to accept hazardous materials, for hazardous waste disposal.
- D. Certified Surveys: Submit two copies signed by professional engineer.
- E. Final Property Survey: Submit **10** copies showing the Work performed and record survey data.

1.4 QUALITY ASSURANCE

- A. General: Develop and maintain procedures to ensure that entities performing work at site are skilled and knowledgeable in methods and craftsmanship needed to produce required quality-levels for workmanship in completed work. Remove and replace work which does not comply with workmanship standards as specified and as recognized in the construction industry for applications indicated. Remove and replace other work damaged or deteriorated by faulty workmanship or its replacement.

PART 2 - PRODUCTS (Not Used)

PART 3 - EXECUTION

3.1 EXAMINATION

- A. Existing Conditions: The existence and location of site improvements, utilities, and other construction indicated as existing are not guaranteed. Before beginning work, investigate and verify the existence and location of mechanical and electrical systems and other construction affecting the Work.
 - 1. Before construction, verify the location and points of connection of utility services.
- B. Existing Utilities: The existence and location of underground and other utilities and construction indicated as existing are not guaranteed. Before beginning sitework, investigate and verify the existence and location of underground utilities and other construction affecting the Work.
 - 1. Before construction, verify the location and invert elevation at points of connection of sanitary sewer, storm sewer, and water-service piping; and underground electrical services.
 - 2. Furnish location data for work related to Project that must be performed by public utilities serving Project site.
- C. Acceptance of Conditions: Examine substrates, areas, and conditions, with Installer or Applicator present where indicated, for compliance with requirements for installation tolerances and other conditions affecting performance. Record observations. Reject damaged and defective items.
 - 1. Written Report: Where a written report listing conditions detrimental to performance of the Work is required by other Sections, include the following:

- a. Description of the Work.
 - b. List of detrimental conditions, including substrates.
 - c. List of unacceptable installation tolerances.
 - d. Recommended corrections.
2. Verify compatibility with and suitability of substrates, including compatibility with existing finishes or primers.
 3. Examine roughing-in for mechanical and electrical systems to verify actual locations of connections before equipment and fixture installation.
 4. Examine walls, floors, and roofs for suitable conditions where products and systems are to be installed.
 5. Proceed with installation only after unsatisfactory conditions have been corrected. Proceeding with the Work indicates acceptance of surfaces and conditions.

3.2 PREPARATION

- A. Existing Utility Interruptions: Do not interrupt utilities serving facilities occupied by Owner or others unless permitted under the following conditions and then only after arranging to provide temporary utility services according to requirements indicated:
 1. Notify Owner and Architect not less than two days in advance of proposed utility interruptions.
 2. Do not proceed with utility interruptions without Owner's written permission.
- B. Field Measurements: Take field measurements as required to fit the Work properly. Recheck measurements before installing each product. Where portions of the Work are indicated to fit to other construction, verify dimensions of other construction by field measurements before fabrication. Coordinate fabrication schedule with construction progress to avoid delaying the Work.
- C. Space Requirements: Verify space requirements and dimensions of items shown diagrammatically on Drawings.
- D. Review of Contract Documents and Field Conditions: Immediately on discovery of the need for clarification of the Contract Documents, submit a request for information to Architect. Include a detailed description of problem encountered, together with recommendations for changing the Contract Documents. Submit requests on CSI Form 13.2A, "Request for Interpretation."

3.3 CONSTRUCTION LAYOUT

- A. Verification: Before proceeding to layout the Work, verify layout information shown on Drawings, in relation to the property survey and existing benchmarks. If discrepancies are discovered, notify Architect promptly.
- B. General: Engage a professional engineer to layout the Work using accepted surveying practices.

1. Establish dimensions within tolerances indicated. Do not scale Drawings to obtain required dimensions.
2. Inform installers of lines and levels to which they must comply.
3. Check the location, level and plumb, of every major element as the Work progresses.
4. Notify Architect when deviations from required lines and levels exceed allowable tolerances.

3.4 INSTALLATION

- A. General: Locate the Work and components of the Work accurately, in correct alignment and elevation, as indicated.
 1. Make vertical work plumb and make horizontal work level.
 2. Where space is limited, install components to maximize space available for maintenance and ease of removal for replacement.
 3. Conceal pipes, ducts, and wiring in finished areas, unless otherwise indicated.
 4. Maintain minimum headroom clearance of 8 feet in spaces without a suspended ceiling.
- B. Comply with manufacturer's written instructions and recommendations for installing products in applications indicated.
- C. Install products at the time and under conditions that will ensure the best possible results. Maintain conditions required for product performance until Substantial Completion. Isolate each unit of work from incompatible work as necessary to prevent deterioration.
- D. Recheck measurements and dimensions of the work, as an integral step of starting each installation.
- E. Conduct construction operations so no part of the Work is subjected to damaging operations or loading in excess of that expected during normal conditions of occupancy.
- F. Coordinate enclosure of the work with required inspections and tests, so as to minimize the necessity of uncovering work for that purpose. Apply protective finish to items before concealment. Paint aluminum, built into masonry or buried, with one coat bituminous paint. Paint other concealed materials with same finish specified for exposed surfaces. Concealed corrosion-protected materials need not be painted unless so specified.
- G. Tools and Equipment: Do not use tools or equipment that produce harmful noise levels.
- H. Anchors and Fasteners: Provide anchors and fasteners as required to anchor each component securely in place, accurately located and aligned with other portions of the Work. Installed items shall be able to withstand 150% of maximum anticipated load, as estimated by the Architect.

1. Mounting Heights: Where mounting heights are not indicated, mount components at heights directed by Architect. Refer questionable mounting height choices to the Architect/Engineer for final decision.
 2. Allow for building movement, including thermal expansion and contraction.
 3. Provide galvanic insulation between dissimilar metals.
 4. All fasteners used by all trades on the exterior or where exposed to dampness shall be corrosion resistant. Exposed fasteners used for finished metals shall match adjacent metals in finish. Exposed fasteners used for other materials shall have hardware finish specified in FINISH HARDWARE section. Nails used for exterior siding and trim, whether set and puttied or not, shall be stainless steel. Concealed and painted fasteners for wood and ferrous metal shall be galvanized or zinc plated
- I. Joints: Make joints of uniform width. Where joint locations in exposed work are not indicated, arrange joints for the best visual effect. Fit exposed connections together to form hairline joints. Make joints tight to the extent provided in the design or per industry standards. If such is impossible, and if directed by the Architect, apply moldings, sealant, or other closure.
- J. Hazardous Materials: Use products, cleaners, and installation materials that are not considered hazardous.
- K. Provide adequate blocking, bracing, nailers and fastenings. Install items securely.

3.5 OWNER-INSTALLED PRODUCTS

- A. Site Access: Provide access to Project site for Owner's construction forces.
- B. Coordination: Coordinate construction and operations of the Work with work performed by Owner's construction forces.
1. Construction Schedule: Inform Owner of Contractor's preferred construction schedule for Owner's portion of the Work. Adjust construction schedule based on a mutually agreeable timetable. Notify Owner if changes to schedule are required due to differences in actual construction progress.
 2. Preinstallation Conferences: Include Owner's construction forces at preinstallation conferences covering portions of the Work that are to receive Owner's work. Attend preinstallation conferences conducted by Owner's construction forces if portions of the Work depend on Owner's construction.

3.6 PROGRESS CLEANING

- A. General: Clean Project site and work areas daily, including common areas. Coordinate progress cleaning for joint-use areas where more than one installer has worked. Enforce requirements strictly. Dispose of materials lawfully.
1. Comply with requirements in NFPA 241 for removal of combustible waste materials and debris.

2. Do not hold materials more than 7 days during normal weather or 3 days if the temperature is expected to rise above 80 deg F.
 3. Containerize hazardous and unsanitary waste materials separately from other waste. Mark containers appropriately and dispose of legally, according to regulations.
- B. Site: Maintain Project site free of waste materials and debris.
- C. Work Areas: Clean areas where work is in progress to the level of cleanliness necessary for proper execution of the Work.
1. Remove liquid spills promptly.
 2. Where dust would impair proper execution of the Work, broom-clean or vacuum the entire work area, as appropriate.
- D. Installed Work: Keep installed work clean. Clean installed surfaces according to written instructions of manufacturer or fabricator of product installed, using only cleaning materials specifically recommended. If specific cleaning materials are not recommended, use cleaning materials that are not hazardous to health or property and that will not damage exposed surfaces.
- E. Concealed Spaces: Remove debris from concealed spaces before enclosing the space.
- F. Exposed Surfaces: Clean exposed surfaces and protect as necessary to ensure freedom from damage and deterioration at time of Substantial Completion.
- G. Cutting and Patching: Clean areas and spaces where cutting and patching are performed. Completely remove paint, mortar, oils, putty, and similar materials.
1. Thoroughly clean piping, conduit, and similar features before applying paint or other finishing materials. Restore damaged pipe covering to its original condition.
- H. Waste Disposal: Burying or burning waste materials on-site will not be permitted. Washing waste materials down sewers or into waterways will not be permitted.
- I. During handling and installation, clean and protect construction in progress and adjoining materials already in place. Apply protective covering where required to ensure protection from damage or deterioration at Substantial Completion.
- J. Clean and provide maintenance on completed construction as frequently as necessary through the remainder of the construction period. Adjust and lubricate operable components to ensure operability without damaging effects.
- K. Limiting Exposures: Supervise construction operations to assure that no part of the construction, completed or in progress, is subject to harmful, dangerous, damaging, or otherwise deleterious exposure during the construction period.

3.7 STARTING AND ADJUSTING

- A. Start equipment and operating components to confirm proper operation. Remove malfunctioning units, replace with new units, and retest.

- B. Adjust operating components for proper operation without binding. Adjust equipment for proper operation.
- C. Test each piece of equipment to verify proper operation. Test and adjust controls and safeties. Replace damaged and malfunctioning controls and equipment.
- D. Manufacturer's Field Service: If a factory-authorized service representative is required to inspect field-assembled components and equipment installation, comply with qualification requirements in Division 1 Section "Quality Requirements."

3.8 PROTECTION OF INSTALLED CONSTRUCTION

- A. Provide final protection and maintain conditions that ensure installed Work is without damage or deterioration at time of Substantial Completion.
- B. Comply with manufacturer's written instructions for temperature and relative humidity.

3.9 CORRECTION OF THE WORK

- A. Repair or remove and replace defective construction. Restore damaged substrates and finishes. Comply with requirements in Division 1 Section "Cutting and Patching."
 - 1. Repairing includes replacing defective parts, refinishing damaged surfaces, touching up with matching materials, and properly adjusting operating equipment.
- B. Restore permanent facilities used during construction to their specified condition.
- C. Remove and replace damaged surfaces that are exposed to view if surfaces cannot be repaired without visible evidence of repair.
- D. Repair components that do not operate properly. Remove and replace operating components that cannot be repaired.
- E. Remove and replace chipped, scratched, and broken glass or reflective surfaces.

END OF SECTION 017000



REQUEST FOR INTERPRETATION

Project: _____ R.F.I. Number: _____

 From: _____
 To: _____ Date: _____

 A/E Project Number: _____
 Re: _____ Contract For: _____

Specification Section: _____ Paragraph: _____ Drawing Reference: _____ Detail: _____

Request:

Signed by:

Date:

Response:

Attachments

Response From: _____ To: _____ Date Rec'd: _____ Date Ret'd: _____

Signed by: _____ Date: _____

Copies: Owner Consultants _____ _____ _____ _____ File

SECTION 017310

CUTTING AND PATCHING

PART 1 - GENERAL

1.1 RELATED DOCUMENTS

- A. Drawings and general provisions of the Contract, including General Conditions and other Division 1 Specification Sections, apply to this Section.

1.2 SUMMARY

- A. This Section includes procedural requirements for cutting and patching.
- B. Related Sections include the following:
 - 1. Division 1 Section "Selective Demolition" for demolition of selected portions of the building for alterations.
 - 2. Division 7 Section "Through-Penetration Firestop Systems" for patching fire-rated construction.
 - 3. Divisions 2 through 16 Sections for specific requirements and limitations applicable to cutting and patching individual parts of the Work.
 - a. Requirements in this Section apply to mechanical and electrical installations. Refer to Divisions 15 and 16 Sections for other requirements and limitations applicable to cutting and patching mechanical and electrical installations.

1.3 DEFINITIONS

- A. Cutting: Removal of existing construction necessary to permit installation or performance of other Work.
- B. Patching: Fitting and repair work required to restore surfaces to original conditions after installation of other Work.

1.4 SUBMITTALS

- A. Cutting and Patching Proposal: Submit a proposal describing procedures at least 10 days before the time cutting and patching will be performed, requesting approval to proceed. Include the following information:
 - 1. Extent: Describe cutting and patching, show how they will be performed, and indicate why they cannot be avoided.

2. Changes to Existing Construction: Describe anticipated results. Include changes to structural elements and operating components as well as changes in building's appearance and other significant visual elements.
3. Products: List products to be used and firms or entities that will perform the Work.
4. Dates: Indicate when cutting and patching will be performed.
5. Utilities: List utilities that cutting and patching procedures will disturb or affect. List utilities that will be relocated and those that will be temporarily out of service. Indicate how long service will be disrupted.
6. Structural Elements: Where cutting and patching involve adding reinforcement to structural elements, submit details and engineering calculations showing integration of reinforcement with original structure.
7. Architect's Approval: Obtain approval of cutting and patching proposal before cutting and patching. Approval does not waive right to later require removal and replacement of unsatisfactory work.

1.5 QUALITY ASSURANCE

- A. Structural Elements: Do not cut and patch structural elements in a manner that could change their load-carrying capacity or load-deflection ratio.
- B. Operational Elements: Do not cut and patch operating elements and related components in a manner that results in reducing their capacity to perform as intended or that results in increased maintenance or decreased operational life or safety. These elements include, but are not limited to, the following:
 1. Primary operational systems and equipment.
 2. Air or smoke barriers.
 3. Fire-protection systems.
 4. Control systems.
 5. Communication systems.
 6. Conveying systems.
 7. Electrical wiring systems.
 8. Operating systems of special construction in Division 13 Sections.
- C. Miscellaneous Elements: Do not cut and patch the following elements or related components in a manner that could change their load-carrying capacity, that results in reducing their capacity to perform as intended, or that results in increased maintenance or decreased operational life or safety.
 1. Water, moisture, or vapor barriers.
 2. Membranes and flashings.
 3. Exterior curtain-wall construction.
 4. Equipment supports.
 5. Piping, ductwork, vessels, and equipment.
 6. Noise- and vibration-control elements and systems.
- D. Visual Requirements: Do not cut and patch construction in a manner that results in visual evidence of cutting and patching. Do not cut and patch construction exposed on the exterior or in occupied spaces in a manner that would, in Architect's opinion, reduce the building's

aesthetic qualities. Remove and replace construction that has been cut and patched in a visually unsatisfactory manner.

1. If possible, retain original Installer or fabricator to cut and patch exposed Work listed below. If it is impossible to engage original Installer or fabricator, engage another recognized, experienced, and specialized firm.
 - a. Processed concrete finishes.
 - b. Stonework and stone masonry.
 - c. Ornamental metal.
 - d. Matched-veneer woodwork.
 - e. Preformed metal panels.
 - f. Roofing.
 - g. Firestopping.
 - h. Window wall system.
 - i. Stucco and ornamental plaster.
 - j. Terrazzo.
 - k. Finished wood flooring.
 - l. Fluid-applied flooring.
 - m. Aggregate wall coating.
 - n. Wall covering.
 - o. HVAC enclosures, cabinets, or covers.
- E. Cutting and Patching Conference: Before proceeding, meet at Project site with parties involved in cutting and patching, including mechanical and electrical trades. Review areas of potential interference and conflict. Coordinate procedures and resolve potential conflicts before proceeding.
- F. Prevent movement or settlement of adjacent elements of construction. Provide and place bracing or shoring and be responsible for safety and support of structure. Be liable for any such movement or settlement and any damage or injury caused.

1.6 WARRANTY

- A. Existing Warranties: Remove, replace, patch, and repair materials and surfaces cut or damaged during cutting and patching operations, by methods and with materials so as not to void existing warranties.

PART 2 - PRODUCTS

2.1 MATERIALS

- A. General: Comply with requirements specified in other Sections of these Specifications.
- B. Existing Materials: Use materials identical to existing materials. For exposed surfaces, use materials that visually match existing adjacent surfaces to the fullest extent possible.

1. If identical materials are unavailable or cannot be used, use materials that, when installed, will match the visual and functional performance of existing materials.

PART 3 - EXECUTION

3.1 EXAMINATION

- A. Examine surfaces to be cut and patched and conditions under which cutting and patching are to be performed.
 1. Compatibility: Before patching, verify compatibility with and suitability of substrates, including compatibility with existing finishes or primers.
 2. Proceed with installation only after unsafe or unsatisfactory conditions have been corrected.

3.2 PREPARATION

- A. Temporary Support: Provide temporary support of Work to be cut.
- B. Protection: Protect existing construction during cutting and patching to prevent damage. Provide protection from adverse weather conditions for portions of Project that might be exposed during cutting and patching operations.
- C. Adjoining Areas: Avoid interference with use of adjoining areas or interruption of free passage to adjoining areas.
- D. Existing Services: Where existing services are required to be removed, relocated, or abandoned, bypass such services before cutting to minimize interruption of services to occupied areas.

3.3 PERFORMANCE

- A. General: Employ skilled workers to perform cutting and patching. Proceed with cutting and patching at the earliest feasible time, and complete without delay.
 1. Cut existing construction to provide for installation of other components or performance of other construction, and subsequently patch as required to restore surfaces to their original condition.
- B. Cutting: Cut existing construction by sawing, drilling, breaking, chipping, grinding, and similar operations, including excavation, using methods least likely to damage elements retained or adjoining construction. If possible, review proposed procedures with original Installer; comply with original Installer's written recommendations.
 1. In general, use hand or small power tools designed for sawing and grinding, not hammering and chopping. Cut holes and slots as small as possible, neatly to size

- required, and with minimum disturbance of adjacent surfaces. Temporarily cover openings when not in use.
2. Existing Finished Surfaces: Cut or drill from the exposed or finished side into concealed surfaces.
 3. Concrete: Cut using a cutting machine, such as an abrasive saw or a diamond-core drill.
 4. Mechanical and Electrical Services: Cut off pipe or conduit in walls or partitions to be removed. Cap, valve, or plug and seal remaining portion of pipe or conduit to prevent entrance of moisture or other foreign matter after cutting.
 5. Proceed with patching after construction operations requiring cutting are complete.
- C. Patching: Patch construction by filling, repairing, refinishing, closing up, and similar operations following performance of other Work. Patch with durable seams that are as invisible as possible. Provide materials and comply with installation requirements specified in other Sections of these Specifications.
1. Inspection: Where feasible, test and inspect patched areas after completion to demonstrate integrity of installation.
 2. Exposed Finishes: Restore exposed finishes of patched areas and extend finish restoration into retained adjoining construction in a manner that will eliminate evidence of patching and refinishing.
 3. Floors and Walls: Where walls or partitions that are removed extend one finished area into another, patch and repair floor and wall surfaces in the new space. Provide an even surface of uniform finish, color, texture, and appearance. Remove existing floor and wall coverings and replace with new materials, if necessary, to achieve uniform color and appearance.
 - a. Where patching occurs in a painted surface, apply primer and intermediate paint coats over the patch and apply final paint coat over entire unbroken surface containing the patch. Provide additional coats until patch blends with adjacent surfaces.
 4. Ceilings: Patch, repair, or rehang existing ceilings as necessary to provide an even-plane surface of uniform appearance.
 5. Exterior Building Enclosure: Patch components in a manner that restores enclosure to a weathertight condition.
- D. Cease operations and notify the Architect immediately, if safety of structure appears to be endangered. Take all precautions to properly support structure. Do not resume operations until permission is granted by the Architect and authorities having jurisdiction.

END OF SECTION 017310

SECTION 017320

SELECTIVE DEMOLITION

PART 1 - GENERAL

1.1 RELATED DOCUMENTS

- A. Drawings and general provisions of the Contract, including General and Supplementary Conditions and other Division 1 Specification Sections, apply to this Section.

1.2 SUMMARY

- A. This Section includes the following:

- 1. Demolition and removal of selected portions of a building or structure.
- 2. Repair procedures for selective demolition operations.

- B. Related Sections include the following:

- 1. Division 1 Section "Summary" for use of the premises and phasing requirements.
- 2. Division 1 Section "Work Restrictions" for restrictions on use of the premises due to Owner or tenant occupancy.
- 3. Division 1 Section "Construction Progress Documentation" for preconstruction photographs taken before selective demolition.
- 4. Division 1 Section "Temporary Facilities and Controls" for temporary construction and environmental-protection measures for selective demolition operations.
- 5. Division 1 Section "Cutting and Patching" for cutting and patching procedures for selective demolition operations.
- 6. Division 1 Section "Dust Control Measures" for dust control measures in adjacent owner occupied areas.
- 7. Division 21 & 22 Sections for demolishing, cutting, patching, or relocating mechanical items.
- 8. Division 26 Sections for demolishing, cutting, patching, or relocating electrical items.

1.3 DEFINITIONS

- A. Remove: Detach items from existing construction and legally dispose of them off-site, unless indicated to be removed and salvaged or removed and reinstalled.
- B. Remove and Salvage: Detach items from existing construction and deliver them to Owner.
- C. Remove and Reinstall: Detach items from existing construction, prepare them for reuse, and reinstall them where indicated.

- D. Existing to Remain: Existing items of construction that are not to be removed and that are not otherwise indicated to be removed, removed and salvaged, or removed and reinstalled.

1.4 MATERIALS OWNERSHIP

- A. Except for items or materials indicated to be reused, salvaged, reinstalled, or otherwise indicated to remain Owner's property, demolished materials shall become Contractor's property and shall be removed from Project site.

1.5 SUBMITTALS

- A. Qualification Data: For firms and persons specified in "Quality Assurance" Article to demonstrate their capabilities and experience. Include lists of completed projects with project names and addresses, names and addresses of architects and owners, and other information specified.
- B. Proposed Dust-Control and Noise-Control Measures: Submit statement or drawing that indicates the measures proposed for use, proposed locations, and proposed time frame for their operation. Identify options if proposed measures are later determined to be inadequate.
- C. Schedule of Selective Demolition Activities: Indicate the following:
 - 1. Detailed sequence of selective demolition and removal work, with starting and ending dates for each activity. Ensure Owner's building manager's and other tenants' on-site operations are uninterrupted.
 - 2. Interruption of utility services.
 - 3. Coordination for shutoff, capping, and continuation of utility services.
 - 4. Use of elevator and stairs.
 - 5. Locations of temporary partitions and means of egress, including for other tenants affected by selective demolition operations.
 - 6. Coordination of Owner's continuing occupancy of portions of existing building and of Owner's partial occupancy of completed Work.
- D. Inventory: After selective demolition is complete, submit a list of items that have been removed and salvaged.
- E. Predemolition Photographs or Videotape: Show existing conditions of adjoining construction and site improvements, including finish surfaces, that might be misconstrued as damage caused by selective demolition operations. Submit before Work begins.
- F. Landfill Records: Indicate receipt and acceptance of hazardous wastes by a landfill facility licensed to accept hazardous wastes.

1.6 QUALITY ASSURANCE

- A. Demolition Firm Qualifications: An experienced firm that has specialized in demolition work similar in material and extent to that indicated for this Project.

- B. Professional Engineer Qualifications: Comply with Division 1 Section "Quality Requirements."
- C. Regulatory Requirements: Comply with governing EPA notification regulations before beginning selective demolition. Comply with hauling and disposal regulations of authorities having jurisdiction.
- D. Standards: Comply with ANSI A10.6 and NFPA 241.
- E. Predemolition Conference: Conduct conference at Project site to comply with requirements in Division 1 Section "Project Management and Coordination."

1.7 PROJECT CONDITIONS

- A. Owner will occupy portions of building immediately adjacent to selective demolition area. Conduct selective demolition so Owner's operations will not be disrupted. Provide not less than 7 days notice to Owner of activities that will affect Owner's operations.
- B. Maintain access to existing walkways, corridors, and other adjacent occupied or used facilities.
 - 1. Do not close or obstruct walkways, corridors, or other occupied or used facilities without written permission from authorities having jurisdiction.
- C. Owner assumes no responsibility for condition of areas to be selectively demolished.
 - 1. Conditions existing at time of inspection for bidding purpose will be maintained by Owner as far as practical.
- D. Hazardous Materials: It is not expected that hazardous materials will be encountered in the Work.
 - 1. Hazardous materials will be removed by Owner before start of the Work.
 - 2. If materials suspected of containing hazardous materials are encountered, do not disturb; immediately notify Architect and Owner. Hazardous materials will be removed by Owner under a separate contract.
- E. Hazardous Materials: Hazardous materials are present in building to be selectively demolished. A report on the presence of hazardous materials is on file for review and use. Examine report to become aware of locations where hazardous materials are present.
 - 1. Hazardous material remediation is specified elsewhere in the Contract Documents.
 - 2. Do not disturb hazardous materials or items suspected of containing hazardous materials except under procedures specified elsewhere in the Contract Documents.
- F. Storage or sale of removed items or materials on-site will not be permitted.
- G. Utility Service: Maintain existing utilities indicated to remain in service and protect them against damage during selective demolition operations.
 - 1. Maintain fire-protection facilities in service during selective demolition operations.

1.8 WARRANTY

- A. Existing Warranties: Remove, replace, patch, and repair materials and surfaces cut or damaged during selective demolition, by methods and with materials so as not to void existing warranties.
 - 1. If possible, retain original Installer or fabricator to patch the exposed Work listed below that is damaged during selective demolition. If it is impossible to engage original Installer or fabricator, engage another recognized experienced and specialized firm.
 - a. Processed concrete finishes.
 - b. Firestopping.
 - c. Window wall system.
 - d. Wall covering.
 - e. HVAC enclosures, cabinets, or covers.

PART 2 - PRODUCTS

2.1 REPAIR MATERIALS

- A. Use repair materials identical to existing materials.
 - 1. If identical materials are unavailable or cannot be used for exposed surfaces, use materials that visually match existing adjacent surfaces to the fullest extent possible.
 - 2. Use materials whose installed performance equals or surpasses that of existing materials.
- B. Comply with material and installation requirements specified in individual Specification Sections.

PART 3 - EXECUTION

3.1 EXAMINATION

- A. Verify that utilities have been disconnected and capped.
- B. Survey existing conditions and correlate with requirements indicated to determine extent of selective demolition required.
- C. Inventory and record the condition of items to be removed and reinstalled and items to be removed and salvaged.
- D. When unanticipated mechanical, electrical, or structural elements that conflict with intended function or design are encountered, investigate and measure the nature and extent of conflict. Promptly submit a written report to Architect.
- E. Engage a professional engineer to survey condition of building to determine whether removing any element might result in structural deficiency or unplanned collapse of any portion of structure or adjacent structures during selective demolition operations.

- F. Perform surveys as the Work progresses to detect hazards resulting from selective demolition activities.

3.2 UTILITY SERVICES

- A. Existing Utilities: Maintain services indicated to remain and protect them against damage during selective demolition operations.
- B. Do not interrupt existing utilities serving occupied or operating facilities unless authorized in writing by Owner and authorities having jurisdiction. Provide temporary services during interruptions to existing utilities, as acceptable to Owner and to authorities having jurisdiction.
 - 1. Provide at least 72 hours' notice to Owner if shutdown of service is required during changeover.
- C. Utility Requirements: Locate, identify, disconnect, and seal or cap off indicated utilities serving areas to be selectively demolished.
 - 1. Owner will arrange to shut off indicated utilities when requested by Contractor.
 - 2. Arrange to shut off indicated utilities with utility companies.
 - 3. If utility services are required to be removed, relocated, or abandoned, before proceeding with selective demolition provide temporary utilities that bypass area of selective demolition and that maintain continuity of service to other parts of building.
 - 4. Cut off pipe or conduit in walls or partitions to be removed. Cap, valve, or plug and seal remaining portion of pipe or conduit after bypassing.
- D. Utility Requirements: Refer to Division 21, 22 and 26 Sections for shutting off, disconnecting, removing, and sealing or capping utilities. Do not start selective demolition work until utility disconnecting and sealing have been completed and verified in writing.

3.3 PREPARATION

- A. Dangerous Materials: Drain, purge, or otherwise remove, collect, and dispose of chemicals, gases, explosives, acids, flammables, or other dangerous materials before proceeding with selective demolition operations.
- B. Pest Control: Employ a certified, licensed exterminator to treat building and to control rodents and vermin before and during selective demolition operations.
- C. Site Access and Temporary Controls: Conduct selective demolition and debris-removal operations to ensure minimum interference with roads, streets, walks, walkways, and other adjacent occupied and used facilities.
 - 1. Do not close or obstruct streets, walks, walkways, or other adjacent occupied or used facilities without permission from Owner and authorities having jurisdiction. Provide alternate routes around closed or obstructed traffic ways if required by governing regulations.

2. Erect temporary protection, such as walks, fences, railings, canopies, and covered passageways, where required by authorities having jurisdiction.
 3. Protect existing site improvements, appurtenances, and landscaping to remain.
 4. Erect a plainly visible fence around drip line of individual trees or around perimeter drip line of groups of trees to remain.
- D. Temporary Facilities: Provide temporary barricades and other protection required to prevent injury to people and damage to adjacent buildings and facilities to remain.
1. Provide protection to ensure safe passage of people around selective demolition area and to and from occupied portions of building.
 2. Provide temporary weather protection, during interval between selective demolition of existing construction on exterior surfaces and new construction, to prevent water leakage and damage to structure and interior areas.
 3. Protect walls, ceilings, floors, and other existing finish work that are to remain or that are exposed during selective demolition operations.
 4. Cover and protect furniture, furnishings, and equipment that have not been removed.
- E. Temporary Enclosures: Provide temporary enclosures for protection of existing building and construction, in progress and completed, from exposure, foul weather, other construction operations, and similar activities. Provide temporary weathertight enclosure for building exterior.
1. Where heating or cooling is needed and permanent enclosure is not complete, provide insulated temporary enclosures. Coordinate enclosure with ventilating and material drying or curing requirements to avoid dangerous conditions and effects.
- F. Temporary Partitions: Erect and maintain dustproof partitions and temporary enclosures to limit dust and dirt migration and to separate areas from fumes and noise.
- G. Temporary Shoring: Provide and maintain interior shoring, bracing, or structural support to preserve stability and prevent movement, settlement, or collapse of construction to remain, and to prevent unexpected or uncontrolled movement or collapse of construction being demolished.
1. Strengthen or add new supports when required during progress of selective demolition.

3.4 POLLUTION CONTROLS

- A. Dust Control: Use temporary enclosures and other suitable methods to limit spread of dust and dirt. Comply with governing environmental-protection regulations.
1. Do not use water when it may damage existing construction or create hazardous or objectionable conditions, such as ice, flooding, and pollution.
 2. Wet mop floors to eliminate trackable dirt and wipe down walls and doors of demolition enclosure. Vacuum carpeted areas.
- B. Disposal: Remove and transport debris in a manner that will prevent spillage on adjacent surfaces and areas.

1. Remove debris from elevated portions of building by chute, hoist, or other device that will convey debris to grade level in a controlled descent.
- C. Cleaning: Clean adjacent structures and improvements of dust, dirt, and debris caused by selective demolition operations. Return adjacent areas to condition existing before selective demolition operations began.

3.5 SELECTIVE DEMOLITION

- A. General: Demolish and remove existing construction only to the extent required by new construction and as indicated. Use methods required to complete the Work within limitations of governing regulations and as follows:
 1. Neatly cut openings and holes plumb, square, and true to dimensions required. Use cutting methods least likely to damage construction to remain or adjoining construction. Use hand tools or small power tools designed for sawing or grinding, not hammering and chopping, to minimize disturbance of adjacent surfaces. Temporarily cover openings to remain.
 2. Cut or drill from the exposed or finished side into concealed surfaces to avoid marring existing finished surfaces.
 3. Do not use cutting torches until work area is cleared of flammable materials. At concealed spaces, such as duct and pipe interiors, verify condition and contents of hidden space before starting flame-cutting operations. Maintain fire watch and portable fire-suppression devices during flame-cutting operations.
 4. Maintain adequate ventilation when using cutting torches.
 5. Remove decayed, vermin-infested, or otherwise dangerous or unsuitable materials and promptly dispose of off-site.
 6. Remove structural framing members and lower to ground by method suitable to avoid free fall and to prevent ground impact or dust generation.
 7. Locate selective demolition equipment and remove debris and materials so as not to impose excessive loads on supporting walls, floors, or framing.
 8. Dispose of demolished items and materials promptly.
 9. Return elements of construction and surfaces that are to remain to condition existing before selective demolition operations began.
- B. Existing Facilities: Comply with building manager's requirements for using and protecting elevators, stairs, walkways, loading docks, building entries, and other building facilities during selective demolition operations.
- C. Removed and Salvaged Items: Comply with the following:
 1. Clean salvaged items.
 2. Pack or crate items after cleaning. Identify contents of containers.
 3. Store items in a secure area until delivery to Owner.
 4. Transport items to Owner's storage area designated by Owner.
 5. Protect items from damage during transport and storage.
- D. Removed and Reinstalled Items: Comply with the following:

1. Clean and repair items to functional condition adequate for intended reuse. Paint equipment to match new equipment.
 2. Pack or crate items after cleaning and repairing. Identify contents of containers.
 3. Protect items from damage during transport and storage.
 4. Reinstall items in locations indicated. Comply with installation requirements for new materials and equipment. Provide connections, supports, and miscellaneous materials necessary to make item functional for use indicated.
- E. Existing Items to Remain: Protect construction indicated to remain against damage and soiling during selective demolition. When permitted by Architect, items may be removed to a suitable, protected storage location during selective demolition, cleaned, and reinstalled in their original locations after selective demolition operations are complete.
- F. Concrete: Demolish in small sections. Cut concrete to a depth of at least 3/4 inch at junctures with construction to remain, using power-driven saw. Dislodge concrete from reinforcement at perimeter of areas being demolished, cut reinforcement, and then remove remainder of concrete indicated for selective demolition. Neatly trim openings to dimensions indicated.
- G. Concrete: Demolish in sections. Cut concrete full depth at junctures with construction to remain and at regular intervals, using power-driven saw, then remove concrete between saw cuts.
- H. Resilient Floor Coverings: Remove floor coverings and adhesive according to recommendations in RFCI-WP and its Addendum.
1. Remove residual adhesive and prepare substrate for new floor coverings by one of the methods recommended by RFCI.
- I. Air-Conditioning Equipment: Remove equipment without releasing refrigerants.

3.6 PATCHING AND REPAIRS

- A. General: Promptly repair damage to adjacent construction caused by selective demolition operations.
- B. Patching: Comply with Division 1 Section "Cutting and Patching."
- C. Repairs: Where repairs to existing surfaces are required, patch to produce surfaces suitable for new materials.
1. Completely fill holes and depressions in existing masonry walls that are to remain with an approved masonry patching material applied according to manufacturer's written recommendations.
- D. Finishes: Restore exposed finishes of patched areas and extend restoration into adjoining construction in a manner that eliminates evidence of patching and refinishing.
- E. Floors and Walls: Where walls or partitions that are demolished extend one finished area into another, patch and repair floor and wall surfaces in the new space. Provide an even surface of

uniform finish color, texture, and appearance. Remove existing floor and wall coverings and replace with new materials, if necessary, to achieve uniform color and appearance.

1. Patch with durable seams that are as invisible as possible. Provide materials and comply with installation requirements specified in other Sections of these Specifications.
 2. Where patching occurs in a painted surface, apply primer and intermediate paint coats over patch and apply final paint coat over entire unbroken surface containing patch. Provide additional coats until patch blends with adjacent surfaces.
 3. Where feasible, test and inspect patched areas after completion to demonstrate integrity of installation.
- F. Ceilings: Patch, repair, or rehang existing ceilings as necessary to provide an even-plane surface of uniform appearance.

3.7 DISPOSAL OF DEMOLISHED MATERIALS

- A. General: Promptly dispose of demolished materials. Do not allow demolished materials to accumulate on-site.
- B. Burning: Do not burn demolished materials.
- C. Disposal: Transport demolished materials off Owner's property and legally dispose of them.
- D. The Owner has right of first refusal for all salvageable items removed from the project, including but not limited to light fixtures, plumbing fixtures, doors, windows, equipment, artifacts, copper and other metals and the like.

3.8 SELECTIVE DEMOLITION SCHEDULE

- A. Existing Construction to Be Removed as shown on the drawings, but not limited to: Existing finishes, drywall, metal stud partitions, fire rated assemblies, doors, frames, hardware, ACT, mechanical supply diffusers, returns, and associated ductwork,
- B. Existing Items to Be Removed and Salvaged as shown on the drawings, but not limited to: Owner's equipment, doors, frames and hardware, misc. millwork and casework,
- C. Existing Items to Be Removed and Reinstalled as shown on the drawings, but not limited to the following:
 1. Doors.
 2. Signs.
 3. Mirrors.
 4. Tackboards.
 5. Chalkboards.
 6. Handrails.
 7. Fire Extinguishers.
 8. X-ray View Boxes.

9. I.V. Tracks/Trees.
10. T.V. Brackets.

END OF SECTION 017320

SECTION 017700
CLOSEOUT PROCEDURES

PART 1 - GENERAL

1.1 RELATED DOCUMENTS

- A. Drawings and general provisions of the Contract, including General and Supplementary Conditions and other Division 01 Specification Sections, apply to this Section.

1.2 SUMMARY

- A. This Section includes administrative and procedural requirements for contract closeout, including, but not limited to, the following:

- 1. Inspection procedures.
- 2. Warranties.
- 3. Final cleaning.

- B. Related Sections include the following:

- 1. Division 01 Section "Payment Procedures" for requirements for Applications for Payment for Substantial and Final Completion.
- 2. Division 01 Section "Execution" for progress cleaning of Project site.
- 3. Division 01 Section "Project Record Documents" for submitting Record Drawings, Record Specifications, and Record Product Data.
- 4. Division 01 Section "Operation and Maintenance Data" for operation and maintenance manual requirements.
- 5. Division 01 Section "Demonstration and Training" for requirements for instructing Owner's personnel.
- 6. Divisions 02 through 33 Sections for specific closeout and special cleaning requirements for the Work in those Sections.

1.3 SUBSTANTIAL COMPLETION

- A. Preliminary Procedures: Before requesting inspection for determining date of Substantial Completion, complete the following. List items below that are incomplete in request.

- 1. Prepare a list of items to be completed and corrected (punch list), the value of items on the list, and reasons why the Work is not complete.
- 2. Advise Owner of pending insurance changeover requirements.
- 3. Submit specific warranties, workmanship bonds, maintenance service agreements, final certifications, and similar documents.

4. Obtain and submit releases permitting Owner unrestricted use of the Work and access to services and utilities. Include occupancy permits, operating certificates, and similar releases.
 5. Prepare and submit Project Record Documents, operation and maintenance manuals, Final Completion construction photographs, damage or settlement surveys, property surveys, and similar final record information.
 6. Deliver tools, spare parts, extra materials, and similar items to location designated by Owner. Label with manufacturer's name and model number where applicable.
 7. Make final changeover of permanent locks and deliver keys to Owner. Advise Owner's personnel of changeover in security provisions.
 8. Complete startup testing of systems.
 9. Submit test/adjust/balance records.
 10. Terminate and remove temporary facilities from Project site, along with mockups, construction tools, and similar elements.
 11. Advise Owner of changeover in heat and other utilities.
 12. Submit changeover information related to Owner's occupancy, use, operation, and maintenance.
 13. Complete final cleaning requirements, including touchup painting.
 14. Touch up and otherwise repair and restore marred exposed finishes to eliminate visual defects.
- B. Inspection: Submit a written request for inspection for Substantial Completion. On receipt of request, Architect will either proceed with inspection or notify Contractor of unfulfilled requirements. Architect will prepare the Certificate of Substantial Completion after inspection or will notify Contractor of items, either on Contractor's list or additional items identified by Architect, that must be completed or corrected before certificate will be issued.
1. Reinspection: Request reinspection when the Work identified in previous inspections as incomplete is completed or corrected.
 2. Results of completed inspection will form the basis of requirements for Final Completion.

1.4 FINAL COMPLETION

- A. Preliminary Procedures: Before requesting final inspection for determining date of Final Completion, complete the following:
1. Submit a final Application for Payment according to Division 01 Section "Payment Procedures."
 2. Submit certified copy of Architect's Substantial Completion inspection list of items to be completed or corrected (punch list), endorsed and dated by Architect. The certified copy of the list shall state that each item has been completed or otherwise resolved for acceptance.
 3. Submit evidence of final, continuing insurance coverage complying with insurance requirements.
 4. Instruct Owner's personnel in operation, adjustment, and maintenance of products, equipment, and systems. Submit demonstration and training videotapes.

- B. Inspection: Submit a written request for final inspection for acceptance. On receipt of request, Architect will either proceed with inspection or notify Contractor of unfulfilled requirements. Architect will prepare a final Certificate for Payment after inspection or will notify Contractor of construction that must be completed or corrected before certificate will be issued.
 - 1. Reinspection: Request reinspection when the Work identified in previous inspections as incomplete is completed or corrected.

1.5 LIST OF INCOMPLETE ITEMS (PUNCH LIST)

- A. Preparation: Submit three copies of list. Include name and identification of each space and area affected by construction operations for incomplete items and items needing correction including, if necessary, areas disturbed by Contractor that are outside the limits of construction.
 - 1. Organize list of spaces in sequential order, starting with exterior areas first and proceeding from lowest floor to highest floor.
 - 2. Organize items applying to each space by major element, including categories for ceiling, individual walls, floors, equipment, and building systems.
 - 3. Include the following information at the top of each page:
 - a. Project name.
 - b. Date.
 - c. Name of Architect and Construction Manager.
 - d. Name of Contractor.
 - e. Page number.

1.6 WARRANTIES

- A. Submittal Time: Submit written warranties on request of Architect for designated portions of the Work where commencement of warranties other than date of Substantial Completion is indicated.
- B. Partial Occupancy: Submit properly executed warranties within 15 days of completion of designated portions of the Work that are completed and occupied or used by Owner during construction period by separate agreement with Contractor.
- C. Organize warranty documents into an orderly sequence based on the table of contents of the Project Manual.
 - 1. Bind warranties and bonds in heavy-duty, 3-ring, vinyl-covered, loose-leaf binders, thickness as necessary to accommodate contents, and sized to receive 8-1/2-by-11-inch paper.
 - 2. Provide heavy paper dividers with plastic-covered tabs for each separate warranty. Mark tab to identify the product or installation. Provide a typed description of the product or installation, including the name of the product and the name, address, and telephone number of Installer.
 - 3. Identify each binder on the front and spine with the typed or printed title "WARRANTIES," Project name, and name of Contractor.

- D. Provide additional copies of each warranty to include in operation and maintenance manuals.

PART 2 - PRODUCTS

2.1 MATERIALS

- A. Cleaning Agents: Use cleaning materials and agents recommended by manufacturer or fabricator of the surface to be cleaned. Do not use cleaning agents that are potentially hazardous to health or property or that might damage finished surfaces.

PART 3 - EXECUTION

3.1 FINAL CLEANING

- A. General: Provide final cleaning. Conduct cleaning and waste-removal operations to comply with local laws and ordinances and Federal and local environmental and antipollution regulations.
- B. Cleaning: Employ experienced workers or professional cleaners for final cleaning. Clean each surface or unit to condition expected in an average commercial building cleaning and maintenance program. Comply with manufacturer's written instructions.
1. Complete the following cleaning operations before requesting inspection for certification of Substantial Completion for entire Project or for a portion of Project:
 - a. Clean Project site, yard, and grounds, in areas disturbed by construction activities, including landscape development areas, of rubbish, waste material, litter, and other foreign substances.
 - b. Sweep paved areas broom clean. Remove petrochemical spills, stains, and other foreign deposits.
 - c. Rake grounds that are neither planted nor paved to a smooth, even-textured surface.
 - d. Remove tools, construction equipment, machinery, and surplus material from Project site.
 - e. Remove snow and ice to provide safe access to building.
 - f. Clean exposed exterior and interior hard-surfaced finishes to a dirt-free condition, free of stains, films, and similar foreign substances. Avoid disturbing natural weathering of exterior surfaces. Restore reflective surfaces to their original condition.
 - g. Remove debris and surface dust from limited access spaces, including roofs, plenums, shafts, trenches, equipment vaults, manholes, attics, and similar spaces.
 - h. Sweep concrete floors broom clean in unoccupied spaces.
 - i. Vacuum carpet and similar soft surfaces, removing debris and excess nap; shampoo if visible soil or stains remain.
 - j. Clean transparent materials, including mirrors and glass in doors and windows. Remove glazing compounds and other noticeable, vision-obscuring materials.

- Replace chipped or broken glass and other damaged transparent materials. Polish mirrors and glass, taking care not to scratch surfaces.
- k. Remove labels that are not permanent.
 - l. Touch up and otherwise repair and restore marred, exposed finishes and surfaces. Replace finishes and surfaces that cannot be satisfactorily repaired or restored or that already show evidence of repair or restoration.
 - 1) Do not paint over "UL" and similar labels, including mechanical and electrical nameplates.
 - m. Wipe surfaces of mechanical and electrical equipment, and similar equipment. Remove excess lubrication, paint and mortar droppings, and other foreign substances.
 - n. Replace parts subject to unusual operating conditions.
 - o. Clean plumbing fixtures to a sanitary condition, free of stains, including stains resulting from water exposure.
 - p. Replace disposable air filters and clean permanent air filters. Clean exposed surfaces of diffusers, registers, and grills.
 - q. Clean ducts, blowers, and coils if units were operated without filters during construction.
 - r. Clean light fixtures, lamps, globes, and reflectors to function with full efficiency. Replace burned-out bulbs, and those noticeably dimmed by hours of use, and defective and noisy starters in fluorescent and mercury vapor fixtures to comply with requirements for new fixtures.
 - s. Leave Project clean and ready for occupancy.
- C. Comply with safety standards for cleaning. Do not burn waste materials. Do not bury debris or excess materials on Owner's property. Do not discharge volatile, harmful, or dangerous materials into drainage systems. Remove waste materials from Project site and dispose of lawfully.

END OF SECTION 017700



Advancement
of Construction
Technology

PUNCH LIST

Project: _____ From (A/E): _____

_____ Site Visit Date: _____

To (Contractor): _____ A/E Project Number: _____

_____ Contract For: _____

The following items require the attention of the Contractor for completion or correction. This list may not be all-inclusive, and the failure to include any items on this list does not alter the responsibility of the Contractor to complete all Work in accordance with the Contract Documents.

Item Number	Room Number (Area)	Location Description	Correction/Completion Date	Verification A/E Check
-------------	--------------------	----------------------	----------------------------	------------------------

Attachments

Signed by: _____ Date: _____

Copies: Owner Consultants _____ _____ _____ _____ File

SECTION 017823

OPERATION AND MAINTENANCE DATA

PART 1 - GENERAL

1.1 RELATED DOCUMENTS

- A. Drawings and general provisions of the Contract, including General and Supplementary Conditions and other Division 1 Specification Sections, apply to this Section.

1.2 SUMMARY

- A. This Section includes administrative and procedural requirements for preparing operation and maintenance manuals, including the following:

- 1. Operation and maintenance documentation directory.
- 2. Emergency manuals.
- 3. Operation manuals for systems, subsystems, and equipment.
- 4. Maintenance manuals for the care and maintenance of products, materials, and finishes systems and equipment.

- B. Related Sections include the following:

- 1. Division 1 Section "Summary of Multiple Contracts" for coordinating operation and maintenance manuals covering the Work of multiple contracts.
- 2. Division 1 Section "Submittal Procedures" for submitting copies of submittals for operation and maintenance manuals.
- 3. Division 1 Section "Closeout Procedures" for submitting operation and maintenance manuals.
- 4. Division 1 Section "Project Record Documents" for preparing Record Drawings for operation and maintenance manuals.
- 5. Divisions 2 through 16 Sections for specific operation and maintenance manual requirements for products in those Sections.

1.3 DEFINITIONS

- A. System: An organized collection of parts, equipment, or subsystems united by regular interaction.
- B. Subsystem: A portion of a system with characteristics similar to a system.

1.4 SUBMITTALS

- A. Initial Submittal: Submit 3 (three) draft copies of each manual at least 15 (fifteen) days before requesting inspection for Substantial Completion. Include a complete operation and maintenance directory. Architect will return 1 (one) copy of draft and mark whether general scope and content of manual are acceptable.
- B. Final Submittal: Submit 3 (three) copies of each manual in final form at least 15 (fifteen) days before final inspection. Architect will return copy with comments within 15 (fifteen) days after final inspection.
 - 1. Correct or modify each manual to comply with Architect's comments. Submit 3 (three) copies of each corrected manual within 15 (fifteen) days of receipt of Architect's comments.

1.5 COORDINATION

- A. Where operation and maintenance documentation includes information on installations by more than one factory-authorized service representative, assemble and coordinate information furnished by representatives and prepare manuals.

PART 2 - PRODUCTS

2.1 OPERATION AND MAINTENANCE DOCUMENTATION DIRECTORY

- A. Organization: Include a section in the directory for each of the following:
 - 1. List of documents.
 - 2. List of systems.
 - 3. List of equipment.
 - 4. Table of contents.
- B. List of Systems and Subsystems: List systems alphabetically. Include references to operation and maintenance manuals that contain information about each system.
- C. List of Equipment: List equipment for each system, organized alphabetically by system. For pieces of equipment not part of system, list alphabetically in separate list.
- D. Tables of Contents: Include a table of contents for each emergency, operation, and maintenance manual.
- E. Identification: In the documentation directory and in each operation and maintenance manual, identify each system, subsystem, and piece of equipment with the same designation used in the Contract Documents. If no designation exists, assign a designation according to ASHRAE Guideline 4, "Preparation of Operating and Maintenance Documentation for Building Systems."

2.2 MANUALS, GENERAL

- A. Organization: Organize operating and maintenance data into suitable sets of manageable size. Bind data into individual binders properly identified and indexed. Bind each set of data in a heavy-duty 3-ring vinyl-covered binder, with picket folders for folded sheet information. Mark the appropriate identification on both front and spine of each binder. Each manual shall contain the following materials, in the order listed:
1. Title page.
 2. Table of contents.
 3. Manual contents.
- B. Title Page: Enclose title page in transparent plastic sleeve. Include the following information:
1. Subject matter included in manual.
 2. Name and address of Project.
 3. Name and address of Owner.
 4. Date of submittal.
 5. Name, address, and telephone number of Contractor.
 6. Name and address of Architect.
 7. Cross-reference to related systems in other operation and maintenance manuals.
- C. Table of Contents: List each product included in manual, identified by product name, indexed to the content of the volume, and cross-referenced to Specification Section number in Project Manual.
1. If operation or maintenance documentation requires more than one volume to accommodate data, include comprehensive table of contents for all volumes in each volume of the set
- D. Manual Contents: Organize into sets of manageable size. Arrange contents alphabetically by system, subsystem, and equipment. If possible, assemble instructions for subsystems, equipment, and components of one system into a single binder.
1. Binders: Heavy-duty, 3-ring, vinyl-covered, loose-leaf binders, in thickness necessary to accommodate contents, sized to hold 8-1/2-by-11-inch (115-by-280-mm) paper; with clear plastic sleeve on spine to hold label describing contents and with pockets inside covers to hold folded oversize sheets.
 - a. If two or more binders are necessary to accommodate data of a system, organize data in each binder into groupings by subsystem and related components. Cross-reference other binders if necessary to provide essential information for proper operation or maintenance of equipment or system.
 - b. Identify each binder on front and spine, with printed title "OPERATION AND MAINTENANCE MANUAL," Project title or name, and subject matter of contents. Indicate volume number for multiple-volume sets.

2. Dividers: Heavy-paper dividers with plastic-covered tabs for each section. Mark each tab to indicate contents. Include typed list of products and major components of equipment included in the section on each divider, cross-referenced to Specification Section number and title of Project Manual.
3. Protective Plastic Sleeves: Transparent plastic sleeves designed to enclose diagnostic software diskettes for computerized electronic equipment.
4. Supplementary Text: Prepared on 8-1/2-by-11-inch (115-by-280-mm), 20-lb/sq. ft. (75-g/sq. m) white bond paper.
5. Drawings: Attach reinforced, punched binder tabs on drawings and bind with text.
 - a. If oversize drawings are necessary, fold drawings to same size as text pages and use as foldouts.
 - b. If drawings are too large to be used as foldouts, fold and place drawings in labeled envelopes and bind envelopes in rear of manual. At appropriate locations in manual, insert typewritten pages indicating drawing titles, descriptions of contents, and drawing locations.

2.3 EMERGENCY MANUALS

- A. Content: Organize manual into a separate section for each of the following:
 1. Type of emergency.
 2. Emergency instructions.
 3. Emergency procedures.
- B. Type of Emergency: Where applicable for each type of emergency indicated below, include instructions and procedures for each system, subsystem, piece of equipment, and component:
 1. Fire.
 2. Flood.
 3. Gas leak.
 4. Water leak.
 5. Power failure.
 6. Water outage.
 7. System, subsystem, or equipment failure.
 8. Chemical release or spill.
- C. Emergency Instructions: Describe and explain warnings, trouble indications, error messages, and similar codes and signals. Include responsibilities of Owner's operating personnel for notification of Installer, supplier, and manufacturer to maintain warranties.
- D. Emergency Procedures: Include the following, as applicable:
 1. Instructions on stopping.
 2. Shutdown instructions for each type of emergency.
 3. Operating instructions for conditions outside normal operating limits.
 4. Required sequences for electric or electronic systems.
 5. Special operating instructions and procedures.

2.4 OPERATION MANUALS

- A. Content: In addition to requirements in this Section, include operation data required in individual Specification Sections and the following information:
1. System, subsystem, and equipment descriptions.
 2. Performance and design criteria if Contractor is delegated design responsibility.
 3. Operating standards.
 4. Operating procedures.
 5. Operating logs.
 6. Wiring diagrams.
 7. Control diagrams.
 8. Piped system diagrams.
 9. Precautions against improper use.
 10. License requirements including inspection and renewal dates.
 11. Fuels and Lubricants
 12. Material Safety Data Sheets (MSDS) for all applicable materials
 13. Cleaning requirements
 14. Hazards
 15. Tools
- B. Descriptions: Include the following:
1. Product name and model number.
 2. Manufacturer's name.
 3. Equipment identification with serial number of each component.
 4. Equipment function.
 5. Operating characteristics.
 6. Limiting conditions.
 7. Performance curves.
 8. Engineering data and tests.
 9. Complete nomenclature and number of replacement parts.
- C. Operating Procedures: Include the following, as applicable:
1. Startup procedures.
 2. Equipment or system break-in procedures.
 3. Routine and normal operating instructions.
 4. Regulation and control procedures.
 5. Instructions on stopping.
 6. Normal shutdown instructions.
 7. Seasonal and weekend operating instructions.
 8. Required sequences for electric or electronic systems.
 9. Special operating instructions and procedures.
 10. Emergency operations.
 11. Noise and vibration adjustments.
 12. Safety procedures.
 13. Economy and efficiency adjustments.
 14. Effective energy utilization.
 15. Preventive maintenance procedures.

- D. Systems and Equipment Controls: Describe the sequence of operation, and diagram controls as installed.
- E. Piped Systems: Diagram piping as installed, and identify color-coding where required for identification.

2.5 PRODUCT MAINTENANCE MANUAL

- A. Content: Organize manual into a separate section for each product, material, and finish. Include source information, product information, maintenance procedures, repair materials and sources, and warranties and bonds, as described below.
- B. Source Information: List each product included in manual, identified by product name and arranged to match manual's table of contents. For each product, list name, address, and telephone number of Installer or supplier and maintenance service agent, and cross-reference Specification Section number and title in Project Manual.
- C. Product Information: Include the following, as applicable:
 - 1. Product name and model number.
 - 2. Manufacturer's name.
 - 3. Color, pattern, and texture.
 - 4. Material and chemical composition.
 - 5. Reordering information for specially manufactured products.
- D. Maintenance Procedures: Include manufacturer's written recommendations and the following:
 - 1. Inspection procedures.
 - 2. Types of cleaning agents to be used and methods of cleaning.
 - 3. List of cleaning agents and methods of cleaning detrimental to product.
 - 4. Schedule for routine cleaning and maintenance.
 - 5. Repair instructions.
- E. Repair Materials and Sources: Include lists of materials and local sources of materials and related services.
- F. Warranties and Bonds: Include copies of warranties and bonds and lists of circumstances and conditions that would affect validity of warranties or bonds.
 - 1. Include procedures to follow and required notifications for warranty claims.

2.6 SYSTEMS AND EQUIPMENT MAINTENANCE MANUAL

- A. Content: For each system, subsystem, and piece of equipment not part of a system, include source information, manufacturers' maintenance documentation, maintenance procedures, maintenance and service schedules, spare parts list and source information, maintenance service contracts, and warranty and bond information, as described below.

- B. Source Information: List each system, subsystem, and piece of equipment included in the manual, identified by product name and arranged to match manual's table of contents. For each product, list name, address, and telephone number of Installer or supplier and maintenance service agent, and cross-reference Specification Section number and title in Project Manual.
- C. Manufacturers' Maintenance Documentation: Manufacturers' maintenance documentation including the following information for each component part or piece of equipment:
 - 1. Standard printed maintenance instructions and bulletins.
 - 2. Drawings, diagrams, and instructions required for maintenance, including disassembly and component removal, replacement, and assembly.
 - 3. Identification and nomenclature of parts and components.
 - 4. List of items recommended to be stocked as spare parts.
- D. Maintenance Procedures: Include the following information and items that detail essential maintenance procedures:
 - 1. Test and inspection instructions.
 - 2. Troubleshooting guide.
 - 3. Precautions against improper maintenance.
 - 4. Disassembly; component removal, repair, and replacement; and reassembly instructions.
 - 5. Aligning, adjusting, and checking instructions.
 - 6. Demonstration and training videotape, if available.
- E. Maintenance and Service Schedules: Include service and lubrication requirements, list of required lubricants for equipment, and separate schedules for preventive and routine maintenance and service with standard time allotment.
 - 1. Scheduled Maintenance and Service: Tabulate actions for daily, weekly, monthly, quarterly, semiannual, and annual frequencies.
 - 2. Maintenance and Service Record: Include manufacturers' forms for recording maintenance.
- F. Spare Parts List and Source Information: Include lists of replacement and repair parts, with parts identified and cross-referenced to manufacturers' maintenance documentation and local sources of maintenance materials and related services.
- G. Maintenance Service Contracts: Include copies of maintenance agreements with name and telephone number of service agent.
- H. Warranties and Bonds: Include copies of warranties and bonds and lists of circumstances and conditions that would affect validity of warranties or bonds.
 - 1. Include procedures to follow and required notifications for warranty claims.

PART 3 - EXECUTION

3.1 MANUAL PREPARATION

- A. Operation and Maintenance Documentation Directory: Prepare a separate manual that provides an organized reference to emergency, operation, and maintenance manuals.
- B. Emergency Manual: Assemble a complete set of emergency information indicating procedures for use by emergency personnel and by Owner's operating personnel for types of emergencies indicated.
- C. Product Maintenance Manual: Assemble a complete set of maintenance data indicating care and maintenance of each product, material, and finish incorporated into the Work.
- D. Operation and Maintenance Manuals: Assemble a complete set of operation and maintenance data indicating operation and maintenance of each system, subsystem, and piece of equipment not part of a system.
 - 1. Engage a factory-authorized service representative to assemble and prepare information for each system, subsystem, and piece of equipment not part of a system.
 - 2. Prepare a separate manual for each system and subsystem, in the form of an instructional manual for use by Owner's operating personnel.
- E. Manufacturers' Data: Where manuals contain manufacturers' standard printed data, include only sheets pertinent to product or component installed. Mark each sheet to identify each product or component incorporated into the Work. If data include more than one item in a tabular format, identify each item using appropriate references from the Contract Documents. Identify data applicable to the Work and delete references to information not applicable.
 - 1. Prepare supplementary text if manufacturers' standard printed data are not available and where the information is necessary for proper operation and maintenance of equipment or systems.
- F. Drawings: Prepare drawings supplementing manufacturers' printed data to illustrate the relationship of component parts of equipment and systems and to illustrate control sequence and flow diagrams. Coordinate these drawings with information contained in Record Drawings to ensure correct illustration of completed installation.
 - 1. Do not use original Project Record Documents as part of operation and maintenance manuals.
 - 2. Comply with requirements of newly prepared Record Drawings in Division 1 Section "Project Record Documents."
- G. Comply with Division 1 Section "Closeout Procedures" for the schedule for submitting operation and maintenance documentation.

END OF SECTION 017823

SECTION 017839

PROJECT RECORD DOCUMENTS

PART 1 - GENERAL

1.1 RELATED DOCUMENTS

- A. Drawings and general provisions of the Contract, including General and Supplementary Conditions and other Division 01 Specification Sections, apply to this Section.

1.2 SUMMARY

- A. This Section includes administrative and procedural requirements for Project Record Documents, including the following:
 - 1. Record Drawings.
 - 2. Record Specifications.
 - 3. Record Product Data.
- B. Related Sections include the following:
 - 1. Division 01 Section "Closeout Procedures" for general closeout procedures.
 - 2. Division 01 Section "Operation and Maintenance Data" for operation and maintenance manual requirements.
 - 3. Divisions 02 through 33 Sections for specific requirements for Project Record Documents of the Work in those Sections.

1.3 SUBMITTALS

- A. Record Drawings: Comply with the following:
 - 1. Number of Copies: Submit one set of marked-up Record Prints.
- B. Record Specifications: Submit one copy of Project's Specifications, including addenda and contract modifications.
- C. Record Product Data: Submit one copy of each Product Data submittal.
 - 1. Where Record Product Data is required as part of operation and maintenance manuals, submit marked-up Product Data as an insert in manual instead of submittal as Record Product Data.

PART 2 - PRODUCTS

2.1 RECORD DRAWINGS

- A. Record Prints: Maintain one set of blue- or black-line white prints of the Contract Drawings and Shop Drawings.
1. Preparation: Mark Record Prints to show the actual installation where installation varies from that shown originally. Require individual or entity who obtained record data, whether individual or entity is Installer, subcontractor, or similar entity, to prepare the marked-up Record Prints.
 - a. Give particular attention to information on concealed elements that would be difficult to identify or measure and record later.
 - b. Accurately record information in an understandable drawing technique.
 - c. Record data as soon as possible after obtaining it. Record and check the markup before enclosing concealed installations.
 2. Content: Types of items requiring marking include, but are not limited to, the following:
 - a. Dimensional changes to Drawings.
 - b. Revisions to details shown on Drawings.
 - c. Depths of foundations below first floor.
 - d. Locations and depths of underground utilities.
 - e. Revisions to routing of piping and conduits.
 - f. Revisions to electrical circuitry.
 - g. Actual equipment locations.
 - h. Duct size and routing.
 - i. Locations of concealed internal utilities.
 - j. Changes made by Change Order.
 - k. Changes made following Architect's written orders.
 - l. Details not on the original Contract Drawings.
 - m. Field records for variable and concealed conditions.
 - n. Record information on the Work that is shown only schematically.
 3. Mark the Contract Drawings or Shop Drawings, whichever is most capable of showing actual physical conditions, completely and accurately. If Shop Drawings are marked, show cross-reference on the Contract Drawings.
 4. Mark record sets with erasable, red-colored pencil. Use other colors to distinguish between changes for different categories of the Work at same location.
 5. Mark important additional information that was either shown schematically or omitted from original Drawings.
 6. Note Construction Change Directive numbers, alternate numbers, Change Order numbers, and similar identification, where applicable.
- B. Format: Identify and date each Record Drawing; include the designation "PROJECT RECORD DRAWING" in a prominent location.
1. Record Prints: Organize Record Prints and newly prepared Record Drawings into manageable sets. Bind each set with durable paper cover sheets. Include identification on cover sheets.
 2. Identification: As follows:

- a. Project name.
- b. Date.
- c. Designation "PROJECT RECORD DRAWINGS."
- d. Name of Architect and Construction Manager.
- e. Name of Contractor.

2.2 RECORD SPECIFICATIONS

- A. Preparation: Mark Specifications to indicate the actual product installation where installation varies from that indicated in Specifications, addenda, and contract modifications.
1. Give particular attention to information on concealed products and installations that cannot be readily identified and recorded later.
 2. Mark copy with the proprietary name and model number of products, materials, and equipment furnished, including substitutions and product options selected.
 3. Record the name of manufacturer, supplier, Installer, and other information necessary to provide a record of selections made.
 4. For each principal product, indicate whether Record Product Data has been submitted in operation and maintenance manuals instead of submitted as Record Product Data.
 5. Note related Change Orders, Record Product Data, and Record Drawings where applicable.

2.3 RECORD PRODUCT DATA

- A. Preparation: Mark Product Data to indicate the actual product installation where installation varies substantially from that indicated in Product Data submittal.
1. Give particular attention to information on concealed products and installations that cannot be readily identified and recorded later.
 2. Include significant changes in the product delivered to Project site and changes in manufacturer's written instructions for installation.
 3. Note related Change Orders, Record Specifications, and Record Drawings where applicable.

2.4 MISCELLANEOUS RECORD SUBMITTALS

- A. Assemble miscellaneous records required by other Specification Sections for miscellaneous record keeping and submittal in connection with actual performance of the Work. Bind or file miscellaneous records and identify each, ready for continued use and reference.

PART 3 - EXECUTION

3.1 RECORDING AND MAINTENANCE

- A. Recording: Maintain one copy of each submittal during the construction period for Project Record Document purposes. Post changes and modifications to Project Record Documents as they occur; do not wait until the end of Project.
- B. Maintenance of Record Documents and Samples: Store Record Documents and Samples in the field office apart from the Contract Documents used for construction. Do not use Project Record Documents for construction purposes. Maintain Record Documents in good order and in a clean, dry, legible condition, protected from deterioration and loss. Provide access to Project Record Documents for Architect's reference during normal working hours.

END OF SECTION 017839

SECTION 017900

DEMONSTRATION AND TRAINING

PART 1 - GENERAL

1.1 RELATED DOCUMENTS

- A. Drawings and general provisions of the Contract, including General and Supplementary Conditions and other Division 01 Specification Sections, apply to this Section.

1.2 SUMMARY

- A. This Section includes administrative and procedural requirements for instructing Owner's personnel, including the following:
 - 1. Demonstration of operation of systems, subsystems, and equipment.
 - 2. Training in operation and maintenance of systems, subsystems, and equipment.
 - 3. Demonstration and training videotapes.
- B. Related Sections include the following:
 - 1. Division 01 Section "Project Management and Coordination" for requirements for preinstruction conferences.
 - 2. Divisions 02 through 33 Sections for specific requirements for demonstration and training for products in those Sections.

1.3 SUBMITTALS

- A. Instruction Program: Submit two copies of outline of instructional program for demonstration and training, including a schedule of proposed dates, times, length of instruction time, and instructors' names for each training module. Include learning objective and outline for each training module.
 - 1. At completion of training, submit one complete training manual for Owner's use.
- B. Qualification Data: For instructor and photographer.
- C. Attendance Record: For each training module, submit list of participants and length of instruction time.
- D. Evaluations: For each participant and for each training module, submit results and documentation of performance-based test.
- E. Demonstration and Training Videotapes: Submit two copies within seven days of end of each training module.

1. Identification: On each copy, provide an applied label with the following information:
 - a. Name of Project.
 - b. Name and address of photographer.
 - c. Name of Architect and Construction Manager.
 - d. Name of Contractor.
 - e. Date videotape was recorded.
 - f. Description of vantage point, indicating location, direction (by compass point), and elevation or story of construction.
2. Transcript: Prepared on 8-1/2-by-11-inch (215-by-280-mm) paper, punched and bound in heavy-duty, 3-ring, vinyl-covered binders. Mark appropriate identification on front and spine of each binder. Include a cover sheet with same label information as the corresponding videotape. Include name of Project and date of videotape on each page.

1.4 QUALITY ASSURANCE

- A. Instructor Qualifications: A factory-authorized service representative, complying with requirements in Division 01 Section "Quality Requirements," experienced in operation and maintenance procedures and training.
- B. Photographer Qualifications: A professional photographer who is experienced photographing construction projects.
- C. Preinstruction Conference: Conduct conference at Project site to comply with requirements in Division 01 Section "Project Management and Coordination." Review methods and procedures related to demonstration and training including, but not limited to, the following:
 1. Inspect and discuss locations and other facilities required for instruction.
 2. Review and finalize instruction schedule and verify availability of educational materials, instructors' personnel, audiovisual equipment, and facilities needed to avoid delays.
 3. Review required content of instruction.
 4. For instruction that must occur outside, review weather and forecasted weather conditions and procedures to follow if conditions are unfavorable.

1.5 COORDINATION

- A. Coordinate instruction schedule with Owner's operations. Adjust schedule as required to minimize disrupting Owner's operations.
- B. Coordinate instructors, including providing notification of dates, times, length of instruction time, and course content.
- C. Coordinate content of training modules with content of approved emergency, operation, and maintenance manuals. Do not submit instruction program until operation and maintenance data has been reviewed and approved by Architect.

PART 2 - PRODUCTS

2.1 INSTRUCTION PROGRAM

A. Program Structure: Develop an instruction program that includes individual training modules for each system and equipment not part of a system, as required by individual Specification Sections, and as follows:

1. Motorized doors, including automatic entrance doors.
2. Fire-protection systems, including fire alarm and fire-extinguishing systems.
3. Intrusion detection systems.
4. Conveying systems, including elevators.
5. Medical equipment, including medical gas equipment and piping.
6. Heat generation, including boilers, pumps and water distribution piping.
7. Refrigeration systems, including chillers, cooling towers, condensers, pumps and distribution piping.
8. HVAC systems, including air-handling equipment, air distribution systems and terminal equipment and devices.
9. HVAC instrumentation and controls.
10. Electrical service and distribution, including transformers, switchboards, panelboards, uninterruptible power supplies and motor controls.
11. Packaged engine generators, including transfer switches.
12. Lighting equipment and controls.
13. Communication systems, including intercommunication voice and data equipment.

B. Training Modules: Develop a learning objective and teaching outline for each module. Include a description of specific skills and knowledge that participant is expected to master. For each module, include instruction for the following:

1. Basis of System Design, Operational Requirements, and Criteria: Include the following:
 - a. System, subsystem, and equipment descriptions.
 - b. Performance and design criteria if Contractor is delegated design responsibility.
 - c. Operating standards.
 - d. Regulatory requirements.
 - e. Equipment function.
 - f. Operating characteristics.
 - g. Limiting conditions.
 - h. Performance curves.
2. Documentation: Review the following items in detail:
 - a. Operations manuals.
 - b. Maintenance manuals.
 - c. Project Record Documents.
 - d. Identification systems.
 - e. Warranties and bonds.
 - f. Maintenance service agreements and similar continuing commitments.

3. Emergencies: Include the following, as applicable:
 - a. Instructions on meaning of warnings, trouble indications, and error messages.
 - b. Instructions on stopping.
 - c. Shutdown instructions for each type of emergency.
 - d. Operating instructions for conditions outside of normal operating limits.
 - e. Sequences for electric or electronic systems.
 - f. Special operating instructions and procedures.

4. Operations: Include the following, as applicable:
 - a. Startup procedures.
 - b. Equipment or system break-in procedures.
 - c. Routine and normal operating instructions.
 - d. Regulation and control procedures.
 - e. Control sequences.
 - f. Safety procedures.
 - g. Instructions on stopping.
 - h. Normal shutdown instructions.
 - i. Operating procedures for emergencies.
 - j. Operating procedures for system, subsystem, or equipment failure.
 - k. Seasonal and weekend operating instructions.
 - l. Required sequences for electric or electronic systems.
 - m. Special operating instructions and procedures.

5. Adjustments: Include the following:
 - a. Alignments.
 - b. Checking adjustments.
 - c. Noise and vibration adjustments.
 - d. Economy and efficiency adjustments.

6. Troubleshooting: Include the following:
 - a. Diagnostic instructions.
 - b. Test and inspection procedures.

7. Maintenance: Include the following:
 - a. Inspection procedures.
 - b. Types of cleaning agents to be used and methods of cleaning.
 - c. List of cleaning agents and methods of cleaning detrimental to product.
 - d. Procedures for routine cleaning
 - e. Procedures for preventive maintenance.
 - f. Procedures for routine maintenance.
 - g. Instruction on use of special tools.

8. Repairs: Include the following:
 - a. Diagnosis instructions.

- b. Repair instructions.
- c. Disassembly; component removal, repair, and replacement; and reassembly instructions.
- d. Instructions for identifying parts and components.
- e. Review of spare parts needed for operation and maintenance.

PART 3 - EXECUTION

3.1 PREPARATION

- A. Assemble educational materials necessary for instruction, including documentation and training module. Assemble training modules into a combined training manual.
- B. Set up instructional equipment at instruction location.

3.2 INSTRUCTION

- A. Engage qualified instructors to instruct Owner's personnel to adjust, operate, and maintain systems, subsystems, and equipment not part of a system.
 - 1. Architect will furnish an instructor to describe basis of system design, operational requirements, criteria, and regulatory requirements.
 - 2. Owner will furnish an instructor to describe Owner's operational philosophy.
 - 3. Owner will furnish Contractor with names and positions of participants.
- B. Scheduling: Provide instruction at mutually agreed on times. For equipment that requires seasonal operation, provide similar instruction at start of each season.
 - 1. Schedule training with Owner, through Architect, with at least seven days' advance notice.
- C. Evaluation: At conclusion of each training module, assess and document each participant's mastery of module by use of an oral, a written, or a demonstration performance-based test.
- D. Cleanup: Collect used and leftover educational materials and remove from Project site. Remove instructional equipment. Restore systems and equipment to condition existing before initial training use.

3.3 DEMONSTRATION AND TRAINING VIDEOTAPES

- A. General: Engage a qualified commercial photographer to record demonstration and training videotapes. Record each training module separately. Include classroom instructions and demonstrations, board diagrams, and other visual aids, but not student practice.
 - 1. At beginning of each training module, record each chart containing learning objective and lesson outline.

- B. Videotape Format: Provide high-quality VHS color videotape in full-size cassettes.
- C. Recording: Mount camera on tripod before starting recording, unless otherwise necessary to show area of demonstration and training. Display continuous running time.
- D. Narration: Describe scenes on videotape by audio narration by microphone while videotape is recorded or dubbing audio narration off-site after videotape is recorded. Include description of items being viewed. Describe vantage point, indicating location, direction (by compass point), and elevation or story of construction.
- E. Transcript: Provide a typewritten transcript of the narration. Display images and running time captured from videotape opposite the corresponding narration segment.

END OF SECTION 017900

SECTION 018000

INTERIM LIFE SAFETY MEASURES (ILSM)

PART 1 - GENERAL

1.01 RELATED DOCUMENTS:

- A. Drawings and general provisions of the Contract, including General and Supplementary Conditions and other Division 1 Specification sections, apply to work of this section.
- B. Contract Documents: Indicate the work of the Contract and related requirements and conditions that have an impact on the project. Related requirements and conditions that are indicated on the Contract Documents include, but are not necessarily limited to the following:
 - 1. Existing conditions and restrictions on the use of the floor.
 - 2. Requirements for partial Owner occupancy of portions of the work prior to substantial completion of the Contract Work.

1.02 SUMMARY OF LIFE SAFETY MEASURES

- A. The work of this section can be summarized as follows:
 - 1. The purpose of this Section is to develop and implement actions required to be taken to compensate for hazards posed by Life Safety Code (LSC) Deficiencies whenever they occur during construction, alteration, and/or demolition activities.
 - 2. Exits shall be maintained to provide free and unobstructed egress at all times. If alternative exits must be designated, all construction personnel in adjoining areas shall receive training for egress. Such training shall be provided and documented by the Contractor, and conducted in the presence of the Maine Coast Memorial Hospital (MCMH) Project Manager. MCMH staff shall receive training for egress from MCMH staff.
 - 3. Means of egress in construction areas shall be inspected weekly by the Contractor and a weekly log of these inspections shall be kept by the Contractor.
 - 4. Emergency departments (fire, rescue, security, etc.) shall be provided with free and unobstructed access for emergency services.
 - 5. All fire alarm, detection, and suppression systems shall not be impaired without prior approval by the MCMH Project Manager. Temporary systems shall be provided by the Contractor if a fire system is impaired for more than twenty four (24) hours. Any temporary systems shall be inspected and tested monthly by the Contractor; all inspections and tests shall be fully documented. The MCMH Project Manager shall approve temporary systems.

6. All temporary construction partitions that compromise a fire or smoke barrier shall be maintained smoke-tight and constructed of non-combustible or limited-combustible materials that will not contribute to the development or spread of a fire. All seams and joints shall be taped.
 7. The Contractor shall provide additional fire-fighting equipment and use training for construction personnel.
 8. Smoking, including the use of any tobacco products, is prohibited at all times on any MCMH property, including buildings, grounds, and parking garages.
 9. The Contractor shall develop and enforce house-keeping, storage, and debris-removal policies that reduce the flammable and combustible fire load of the building to the lowest level necessary for daily operations.
 10. The Contractor shall train construction personnel in alternative fire safety procedures when structural or compartmentation features of fire safety are compromised. The Owner shall train hospital staff in these same procedures. The Owner shall also instruct the Contractor as to MCMH's normal fire response procedures. All training shall be documented.
 11. The Owner shall conduct organization-wide safety education programs to ensure awareness of any Life Safety Code deficiencies, construction hazards, and Interim Life Safety Measures. These programs shall be documented.
 12. The Owner shall conduct and keep documentation of at least two fire drills per shift, per quarter in areas where existing deficiencies and/or construction activities reduce the level of fire safety required by the Life Safety Code. The Owner shall give the Fire Drill Coordinator a copy of the construction schedule so that the supervisor may implement these fire drills.
 13. Construction areas shall be maintained in a secure condition at all times. Doors to temporary partitions shall remain locked at all times.
 14. The Owner shall increase hazard surveillance of construction areas as necessary and shall document such surveillance on field report forms.
- B. Documentation of all inspection, testing, training, monitoring, surveillance, and evaluation of Interim Life Safety Measures shall be provided by the Contractor and/or the Owner according to their separate responsibilities as defined in this Section.

1.03 MISCELLANEOUS PROVISIONS

A. Temporary Fire Protection

1. Until fire protection needs are supplied by permanent facilities, install and maintain temporary fire protection facilities of the type needed to protect against reasonable, predictable, and controllable fire losses. Comply with NFPA 10 "Standard For Portable Fire Extinguishers", and NFPA 241 "Standard For Safeguarding

Construction Alterations and Demolition Operations".

2. Provide hand-carried portable, UL-rated, Class "A" fire extinguishers for temporary offices and similar spaces. In other locations, provide hand-carried, portable, UL-rated, Class "ABC" dry chemical extinguishers of NFPA recommended classes for exposures.
 3. Locate fire extinguishers where convenient and effective for their intended purpose, but not less than one extinguisher on each floor at or near each usable stair.
 4. Store flammable materials in metal containers in fire-safe locations.
 5. Maintain unobstructed access to fire extinguishers, fire hydrants, temporary fire protection facilities, stairs, and other access routes for fighting fires.
 6. Provide supervision of welding operations, combustion type temporary heating units, and similar sources of fire ignition. Comply with MCMH's open flame procedure.
 7. Collect waste from construction areas daily. Comply with requirements of NFPA 241 for removal of combustible waste material and debris, enforcing requirements strictly. Handle hazardous, dangerous, or unsanitary waste materials separately from other waste by containerizing properly. Dispose of all waste materials in a lawful manner.
- B. Observation: The MCMH Project Manager will do Regular observation of the construction site. Documentation of deficiencies in life safety and the use of hazardous materials will be completed and sent to the Contractor and the MCMH Safety Committee.

PART 2 - PRODUCTS (Not applicable).

PART 3 - EXECUTION (Reserved).

END OF SECTION 018000

SECTION 018500

DUST CONTROL MEASURES

PART 1 - GENERAL

1.01 RELATED DOCUMENTS:

- A. Drawings and general provisions of the Contract, including General and Supplementary Conditions and other Division 1 Specification sections, apply to work of this section.
- B. Contract Documents: Indicate the work of the Contract and related requirements and conditions that have an impact on the project. Related requirements and conditions that are indicated on the Contract Documents include, but are not necessarily limited to the following:
 - 1. Existing conditions and restrictions on the use of the floor.
 - 2. Requirements for partial Owner occupancy of portions of the work prior to substantial completion of the Contract Work.

1.02 SUMMARY OF DUST CONTROL MEASURES

- A. The work of this section can be summarized as follows:
 - 1. The purpose of this Section is to develop and implement actions required to be taken to compensate for hazards posed by aspergillus (fungi in dust which may be dislodged during construction).
 - 2. All temporary construction partitions shall be extended from the floor through the suspended ceiling, to the underside of the floor deck above. In areas where the presence of asbestos above the ceiling system prohibits the temporary partitions to be extended to the deck, the temporary partition shall be constructed to the ceiling system, and shall be taped against the ceiling system for a complete seal.
 - 3. The construction area shall be vacuumed prior to beginning construction, using a vacuum cleaner equipped with a HEPA filtering system.
 - 4. All penetrations into the construction area shall be sealed, windows closed, and all supply, exhaust / return air ducts capped when possible. Coordinate this work with the MMC Project Manager.
 - 5. Temporary partitions to isolate the construction site shall have gasketed doors with self-closing latching hardware and dampened walk-off mats both inside and outside the construction area.
 - 6. Negative pressure shall be maintained within the construction site at all times by the use of negative air fans fitted with high-efficiency particulate air (HEPA) filters. Route ductwork from the negative-air fans to the exterior of the building, filtering the air in the duct prior to being discharged, by means of a standard furnace air filter.

7. Audible and/or visual alarms shall be installed so that any loss of negative pressure in the construction site can be known immediately to those outside the site. Submit suggested alarm type to the MMC Project Manager for approval prior to installation.
8. Provide and install a magnehelic diaphragm-activated negative pressure gauge equal to Dwyer model 2000-0, with a water range of 0-.5", in each negative pressure construction area. Install the negative pressure gauge adjacent to the access door. Route a piece of plastic tubing from the gauge to a space not under construction, and not more than 20' away.
9. Debris removal from the construction site shall be completed by a predetermined route at times when patients are in their rooms with their doors closed. Debris shall be transported in clean containers with tight-fitting covers.
10. Any dust tracked out of the construction site shall be removed immediately. Cleaning in patient-occupied areas shall be with HEPA-filtered vacuum cleaners.
11. All air-handling ducts shall be shut down or covered whenever possible during demolition activities. This covering or shut-down of air-handling ducts must and shall be approved by the MMC Project Manager prior to modifying existing conditions.
12. The negative air pressure system shall be activated prior to the commencement of work each day, and remain operating until one-half hour after the stop of work for each day.
13. All temporary partitions shall remain in place until all cleaning within the work areas has been completed.

PART 2 - PRODUCTS (Not applicable).

PART 3 - EXECUTION (Reserved).

END OF SECTION 018500