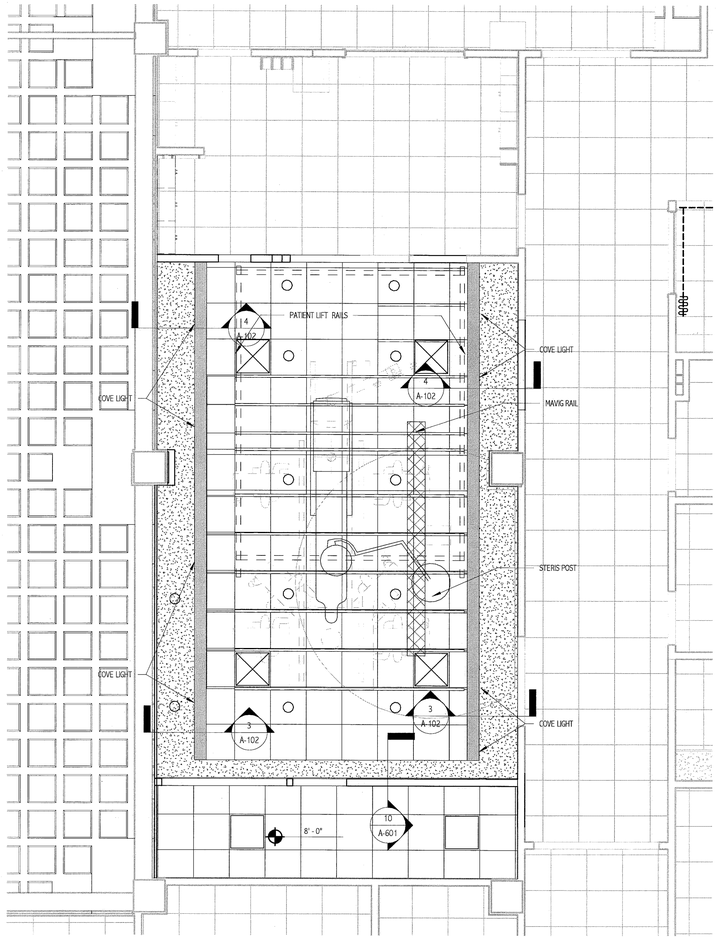


1 BASEMENT REFLECTED CEILING PLAN
1/4" = 1'-0"

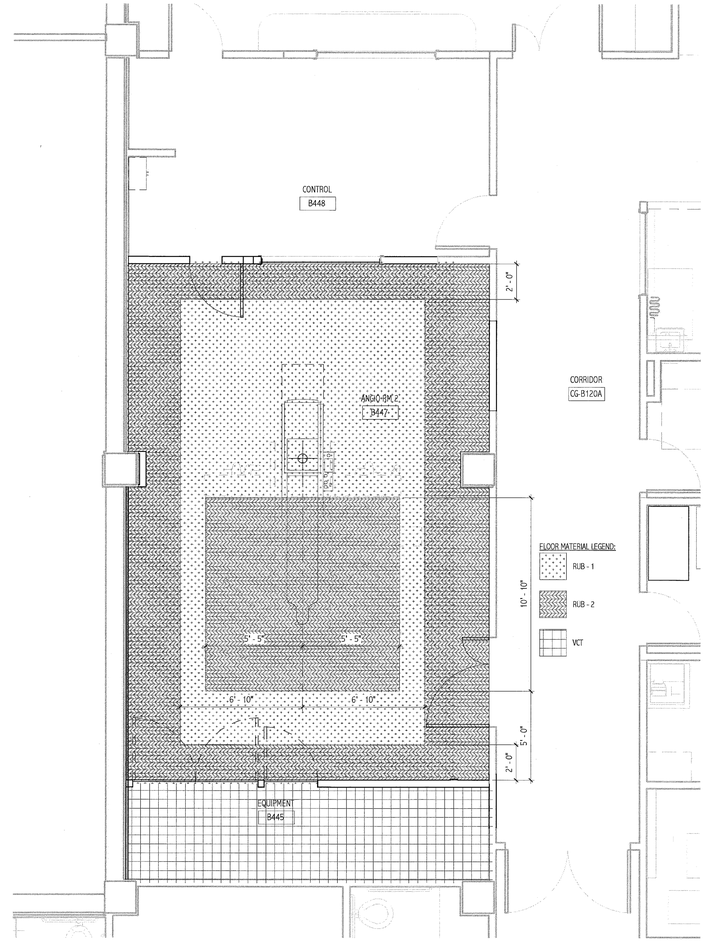


2 BASEMENT LAYOUT PLAN
1/4" = 1'-0"

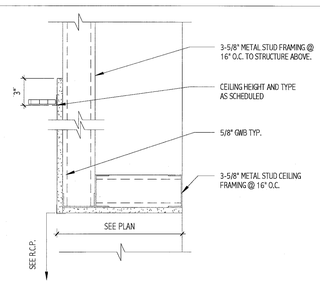


3 SOFFIT DETAIL
1 1/2" = 1'-0"

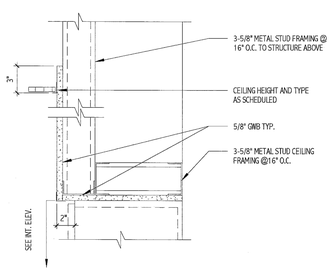


4 SOFFIT DETAIL
1 1/2" = 1'-0"

## FLOOR FINISH NOTES:

1. REFER TO FLOOR FINISH PLAN FOR LAYOUT OF FLOOR FINISH MATERIALS. REFER TO SCHEDULES FOR ACTUAL MATERIALS USED.
3. EACH SQUARE IN THE VCT FLOOR TILE GRID REPRESENTS A 12"x12" TILE.
4. ALL NEW FLOORING MATERIALS TO RUN BENEATH NEW CASEWORK, UNLESS NOTED OTHERWISE.
5. PROVIDE RESILIENT RUBBER FLOOR TRANSITIONS AT ALL REQUIRED LOCATIONS.

ROOM FINISH SCHEDULE(ANGIO)

| ROOM NUMBER | NAME | FLOOR MAT'L | FLOOR BASE | WALLS NORTH MAT'L | WALLS SOUTH MAT'L | WALLS EAST MAT'L | WALLS WEST MAT'L | CEILING MAT'L | CEILING HT | ROOM NUMBER | COMMENTS |
|---|---|---|---|---|---|---|---|---|---|---|---|
| B445 | EQUIPMENT | VCT-1 | RUB-1 | PTD-1 | PTD-1 | PTD-1 | PTD-1 | ACT-1 | SEE RCP | B445 | |
| B447 | ANGIO RM 2 | RUB-1 | RUB-1 | PTD-1/3/4 | PWC-1/PTD-1/3/4 | PWC-1/PTD-1/3/4 | PWC-1/PTD-1/3/4 | ACT-1 | SEE RCP | B447 | |
| B448 | CONTROL | EXISTING | *RB | EXISTING | *PTD | EXISTING | *PTD | EXISTING | EXISTING | B448 | |
| CG-B120A | CORRIDOR | EXISTING | *EXISTING | EXISTING | EXISTING | EXISTING | CR-1/*PTD | EXISTING | EXISTING | CG-B120A | *PTD TO MATCH EXISTING AT AREAS AFFECTED BY CONSTRUCTION. |

## FINISH LEGEND:

ACOUSTIC CEILING TILE:
ACT-1 USG, MARS CLIMAPLUS, #86985, 24"x24"x3/4", WHITE, WITH DXL SUSPENSION SYSTEM.

CHAIR RAIL:
CR-1 MATCH EXISTING, SEE 5/A-102 FOR DETAIL

CORNER GUARD:
*CG HEIGHT TO EXTEND FROM TOP OF BASE TO TOP OF DOOR FRAME (7'-2"), TYP.
CG-1 C/S ACROVYN 90°, SM SERIES, 2" WING, APPLIED, COLOR: MISSION WHITE

PAINT:
PTD-1 ICI PAINTS, (FIELD), #739 ANTIQUE WHITE
PTD-2 ICI PAINTS, (DOOR/WINDOW TRIM), MMC#1 MEDIUM TAUPE
PTD-3 ICI PAINTS, (ACCENT), #1114 SOUVENIR
PTD-4 ICI PAINTS, (ACCENT), #1137 FLAGSTONE

PLASTIC LAMINATE:
PLAM-1 PIONITE, HONEY MAPLE, WM951 SUEDE (VERTICAL SURFACES AT CASEWORK, U.N.O.)
PLAM-2 PIONITE, KALE FIBER, AV861 SUEDE (HORIZONTAL SURFACES AT CASEWORK, U.N.O.)

PROTECTIVE WALL COVERING:
PWC-1 C/S ACROVYN, PEBBLETTE TEXTURE, .060" THICKNESS, PROVIDE HORIZONTAL & VERTICAL TRIM ACCESSORIES AS REQUIRED FOR COMPLETE INSTALLATION, COLOR: MISSION WHITE

RUBBER BASE:
RB-1 JOHNSONITE, 4" TRADITIONAL COVE BASE, USE MANUFACTUER'S LONGEST AVAILABLE COIL LENGTH, COLOR: 80 FAWN

RUBBER SHEET FLOORING:
RUB-1 NORA, NORAPLAN ENVIRONCARE, 3.0 MM SHEET, HEAT-WELD SEAMS, COLOR: 2784 SILVER CROWN
RUB-2 NORA, NORAPLAN ENVIRONCARE, 3.0 MM SHEET, HEAT-WELD SEAMS, COLOR: 2780 PHANTOM MIST
RUB-3 NORA, NORAPLAN ENVIRONCARE, 3.0 MM SHEET, HEAT-WELD SEAMS, COLOR: 2787 DRIFTWOOD

SOLID SURFACE MATERIAL:
SSM-1 CORIAN, DOESKIN
SSM-2 CORIAN SINK, MODEL #820, COLOR: BISQUE

VINYL COMPOSITION TILE:
VCT-1 ARMSTRONG, STANDARD EXCELON, IMPERIAL TEXTURE, COLOR: SANDY BEACH 51929

WOOD (DOORS):
WD-1 MATCH EXISTING WOOD SPECIES, CUT AND FINISH

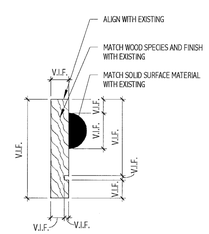


5 EXISTING CHAIR RAIL
3" = 1'-0"

## GENERAL NOTES:

1. REFER TO G-001 FOR PROJECT GENERAL NOTES AND ABBREVIATIONS.

## REFLECTED CEILING NOTES:

1. UNLESS INDICATED OTHERWISE, CENTER CEILING GRIDS IN ROOMS. USE HALF TILES OR GREATER AT PERIMETERS WHERE POSSIBLE.
2. ALIGN CEILING ITEMS AS SHOWN, WITH COMMON CENTERLINES, TYPICALLY. CENTER ITEMS IN CEILING, OR IN AREAS UNLESS INDICATED OTHERWISE.
3. REFER TO ROOM FINISH SCHEDULE FOR CEILING FINISHES TO BE PROVIDED.
4. FIRE SPRINKLERS SHALL BE CENTERED IN CEILING TILE SQUARES.
5. FIRE SPRINKLERS SHALL BE LOCATED IN ALIGNMENT WITH OTHER CEILING ITEMS TYPICALLY
6. FIRE SPRINKLERS SHALL BE PLACED TO COORDINATE WITH LIGHT FIXTURE POSITIONS INDICATED.
7. REFER TO FLOOR PLANS FOR EQUIPMENT SCHEDULE.

## SYMBOLS LEGEND:

- 2X2 SUSPENDED CEILING PANEL AND GRID ASSEMBLY
- GWB CEILING
- 2x2 LAY-IN LIGHT FIXTURE
- 2x4 LAY-IN LIGHT FIXTURE
- DOWN LIGHT
- CEILING MOUNTED EXIT LIGHT
- RETURN AIR GRILLE
- SUPPLY AIR GRILLE
- EXHAUST AIR GRILLE
- CUBICLE CURTAIN AND TRACK

## GENERAL FINISH NOTES:

1. SEE MANUFACTURER'S SPECIFICATIONS FOR ADDITIONAL INFORMATION REGARDING FINISH MATERIALS AND INSTALLATION INFORMATION.
2. MATERIALS IN FINISH LEGEND ARE FROM MAINE MEDICAL CENTER'S FINISH STANDARDS. SUBSTITUTIONS WILL NOT BE ACCEPTED.
3. DOOR AND WINDOW FRAMES TO BE PTD-2, UNLESS NOTED OTHERWISE.
4. REFER TO RCP FOR SOFFIT HEIGHTS. ALL SOFFITS TO BE PTD-1, UNLESS NOTED OTHERWISE.
5. ALL GWB CEILINGS TO BE PTD-1, UNLESS NOTED OTHERWISE.
6. INTEGRAL BASE COLOR SHALL BE SYNONYMOUS WITH FLOOR COLOR AT THAT POINT, UNLESS NOTED OTHERWISE.
7. ALL AREAS DISTURBED DURING CONSTRUCTION SHALL BE PATCHED TO MATCH EXISTING FINISHES.
8. CONTRACTOR TO PERFORM ALKALINITY AND ADHESION TESTS (ASTM F 1869 & 2170) RECOMMENDED BY FLOORING MANUFACTURER FOR EACH TYPE OF FLOORING. PROCEED WITH INSTALLATION ONLY AFTER SUBSTRATES PASS TESTING. VERIFY RESULTS WITH FLOORING MANUFACTURER. CONTRACTOR TO CARRY ALLOWANCE FOR TOPICAL TREATMENT IF REQUIRED, KOESTER OR EQUAL.

## FINISH ABBREVIATIONS:

| | |
|---|---|
| ACT | ACOUSTIC CEILING TILE |
| CT | CERAMIC TILE |
| CTB | CERAMIC TILE BASE |
| CR | CHAIR RAIL |
| CG | CORNER GUARD |
| FRP | FIBERGLASS REINFORCED PLASTIC |
| FC | FLASH COVE |
| GWB | GYPSUM WALL BOARD |
| PTD | PAINT |
| PLAM | PLASTIC LAMINATE |
| PWC | PROTECTIVE WALL COVERING |
| RCP | REFLECTED CEILING PLAN |
| RB | RUBBER BASE |
| RUB | RUBBER SHEET FLOORING |
| SV | SHEET VINYL |
| SSM | SOLID SURFACE MATERIAL |
| VCT | VINYL COMPOSITION TILE |
| WD | WOOD |

144 Fore Street/P.O. Box 618
Portland, Maine 04104
tel. (207) 772-3846
fax. (207) 772-1070
www.smrtinc.com

ARCHITECTURE
ENGINEERING
PLANNING
INTERIOR DESIGN
COMMISSIONING

SMRT

LICENSED ARCHITECT
DEREK J VEILLEUX
No. 3186
STATE OF MAINE
1.27.12

PROJECT NORTH
PLAN NORTH

MAINE MEDICAL CENTER
ANGIO SINGLE PLANE - ROOM 2
PORTLAND, ME

ISSUED FOR PERMITING
01.27.12

CURRENT ISSUE STATUS:

| REV | DESCRIPTION | DATE |
|---|---|---|

GRAPHIC SCALE: 0" 1"

| | |
|---|---|
| SCALE: | As indicated |
| PROJECT MANAGER: | D/V |
| JC/DRAWN BY: | ART |
| A/E OF RECORD: | D/V |
| PROJECT NO: | 11127 |
| DATE: | 8.24.10 |

SHEET TITLE:
LAYOUT PLAN, REFLECTED CEILING PLAN & DETAILS

SHEET No.
A-102

©COPYRIGHT 2008 SMRT INC.