

CONSULTANTS

CVL/LANDSCAPE ARCHITECT
Sabgo Technics
75 John Roberts Road, Suite 1A,
South Portland, ME 04106

STRUCTURAL ENG./BUILDING ENVELOPE CONSULTANT
Simpson Gumpertz & Heger Inc.
41 Seaver Street, Building 1, Suite 500,
Waltham MA 02453

MEP/FINISHERS CODE
AKF Group LLC
99 Bedford Street, 2nd Floor, Boston MA 02111


CONSTRUCTION MANAGER
Turner Construction
2 Seaport Lane, Suite 200, Boston MA 02210

ELEVATOR CONSULTANT
VDA (Van Dusen & Associates)
101 Summer Street, 4th Floor, Boston MA
02110

COST ESTIMATOR
D. G. Jones International
3 Baldwin Green Common, Suite 202, Woburn MA 01801

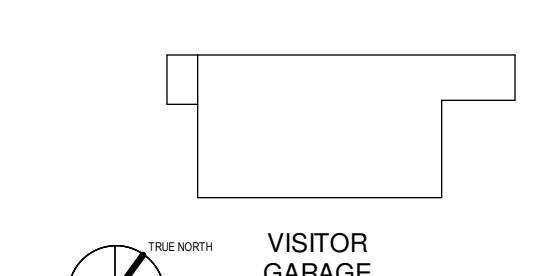
PROJECT TITLE

**Visitor Garage
Expansion**
22 Bramhall Street
Portland ME 04102

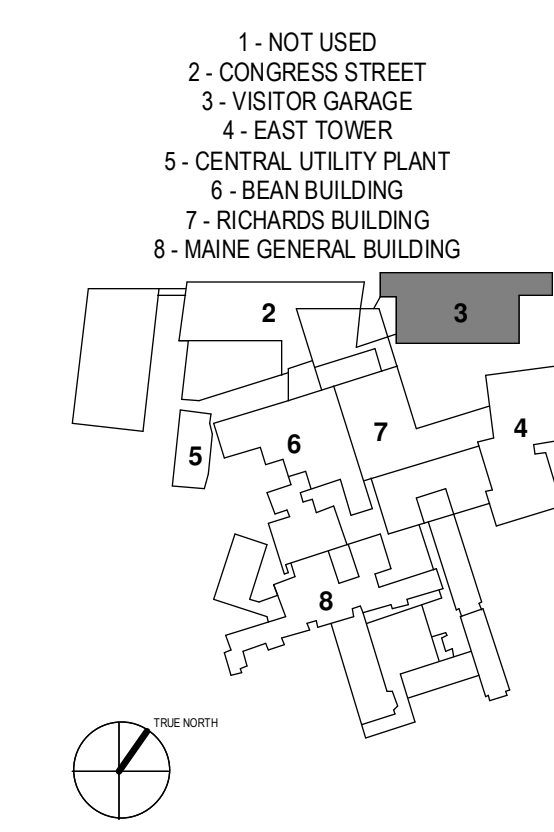


KEY PLANS

PROJECT KEY PLAN



OVERALL KEY PLAN



CONSTRUCTION DOCUMENT SET
SEPTEMBER 29, 2017

PERMIT SET	03.29.16
PERMIT SET	03.09.16
2 ADDENDUM #2	01.09.16
1 ADDENDUM #1	12.05.17
NO	DATE
NO	ISSUE

Job Number 152182.000
Drawn _____ TEAM
Checked _____ DS/RS
Approved _____ JK

TITLE

DRAWING LIST

SHEET NUMBER

G00-01

DRAWING LIST	
SHEET NUMBER	SHEET NAME
01 - GENERAL	
G00-00	COVER SHEET
G00-01	DRAWING LIST
G01-01	CODE COMPLIANCE PLANS (S&S)
G01-02	CODE COMPLIANCE PLANS (S-L-3)
G02-01	CODE COMPLIANCE ELEVATIONS
04 - ARCHITECTURE	
A01-01	GENERAL NOTES, SYMBOLS AND ABBREVIATIONS
A01-00	SITE PLAN & SITE SECTIONS
A01-01	ARCHITECTURAL SITE PLAN
A01-01	DEMOLITION PLAN & SECTION
A10-10	FLOOR PLAN - GROUND FLOOR
A10-20	FLOOR PLAN - FIRST FLOOR
A10-30	FLOOR PLAN - SECOND FLOOR
A10-40	FLOOR PLAN - THIRD FLOOR
A10-50	PV ARRAY ALTERNATE #1
A20-20	REFLECTED CEILING PLAN - TYPICAL
A20-10	NORTH ELEVATION
A20-20	WEST ELEVATION
A20-30	SOUTH ELEVATION
A20-40	EAST ELEVATION
A21-01	BUILDING SECTIONS
A41-01	STAIR TOWER ENLARGED PLANS & ROP
A41-01	EAST STAIR ENLARGED PLANS
A41-03	EAST STAIR ENLARGED SECTIONS AND DETAILS
A45-01	METAL PANEL DETAILS
A45-02	METAL PANEL TYPES
A45-03	METAL RAILING DETAILS
A45-04	TYPICAL METAL RAILING TYPES
A45-05	PRECAST SPANDREL DETAILS
A45-06	TYPICAL PRECAST CONCRETE SPANDREL TYPES
A45-07	TYPICAL PRECAST CONCRETE SPANDREL TYPES
A45-08	FALL PROTECTION DETAILS
A45-09	FALL PROTECTION TYPES
A45-10	FALL PROTECTION TYPES
A45-01	DOOR & FINISH SCHEDULES, PARTITION TYPES
07 - STRUCTURAL	
S00-01	GENERAL NOTES, SYMBOLS & ABBREVIATIONS
S00-02	STRUCTURAL TESTS AND INSPECTIONS
S00-10	TYPICAL PRECAST CONCRETE DETAILS
S00-20	TYPICAL STEEL DETAILS
S00-31	COMPONENT AND CLADDING WIND LOADS
S10-10	FLOOR PLAN - GROUND LEVEL
S10-20	FLOOR PLAN - LEVEL 1 AND 2
S10-30	FLOOR PLAN - LEVEL 3
S20-10	NORTH ELEVATION
S20-20	WEST ELEVATION
S20-30	SOUTH ELEVATION
S20-40	EAST ELEVATION
S21-10	BUILDING SECTION
S21-20	BUILDING SECTION
S30-10	EAST STAIR TOWER ELEVATIONS
S40-10	PRECAST DETAILS
S40-11	PRECAST DETAILS
S40-12	PRECAST INTERFACE DETAILS
S40-20	STEEL DETAILS
S200-10	STRUCTURAL DEMOLITION PLAN - GROUND LEVEL
S200-10	ELEVATIONS
S201-10	BUILDING SECTIONS
08 - FIRE PROTECTION	
F00-01	FIRE PROTECTION GENERAL NOTES, SYMBOLS AND ABBREVIATIONS
F00-10	FIRE PROTECTION DETAILS
F10-10	FIRE PROTECTION FLOOR PLAN - BASEMENT & GROUND FLOORS
F10-20	FIRE PROTECTION FLOOR PLAN - FIRST & SECOND FLOORS
F10-30	FIRE PROTECTION FLOOR PLAN - ROOF
F20-01	FIRE PROTECTION RISER DIAGRAM
F400-01	FIRE ALARM GENERAL NOTES, SYMBOLS AND ABBREVIATIONS
F410-10	FIRE ALARM FLOOR PLAN - GROUND & FIRST FLOORS
F410-20	FIRE ALARM FLOOR PLAN - SECOND & THIRD FLOOR
F420-01	FIRE ALARM EXISTING SINGLE LINE DIAGRAM
09 - PLUMBING	
P00-01	PLUMBING GENERAL NOTES, SYMBOLS AND ABBREVIATIONS
P00-10	NOT USED
P00-20	PLUMBING DETAILS
P10-10	PLUMBING FLOOR PLAN - GROUND & FIRST FLOOR
P10-20	PLUMBING FLOOR PLAN - SECOND & THIRD FLOOR
P10-30	NOT USED
P20-01	PLUMBING RISER DIAGRAM
10 - MECHANICAL	
M00-01	MECHANICAL GENERAL NOTES, SYMBOLS AND ABBREVIATIONS
M00-10	MECHANICAL SCHEDULES & DETAILS
M11-10	MECHANICAL PARTIAL PLAN - STAIRWELL DEMOLITION & NEW WORK
M11-20	NOT USED
11 - ELECTRICAL	
E00-01	ELECTRICAL GENERAL NOTES, SYMBOLS AND ABBREVIATIONS
E00-10	ELECTRICAL SCHEDULES
E00-20	ELECTRICAL DETAILS
E04-10	ELECTRICAL DEMOLITION PLAN - GROUND FLOOR
E10-10	ELECTRICAL LIGHTING & POWER PLAN - GROUND & FIRST FLOORS
E10-20	ELECTRICAL LIGHTING & POWER PLAN - SECOND & THIRD FLOOR
E10-30	ELECTRICAL LIGHTING & POWER PLAN - ROOF
E11-10	ELECTRICAL PARTIAL FLOOR PLANS
E20-01	ELECTRICAL SINGLE LINE DIAGRAM
12 - TELECOMMUNICATION	
T00-01	COMMUNICATIONS GENERAL NOTES, SYMBOLS AND ABBREVIATIONS
T00-10	COMMUNICATIONS DETAILS
T00-11	COMMUNICATIONS DETAILS
T00-12	COMMUNICATIONS DETAILS
T10-10	COMMUNICATIONS FLOOR PLAN - GROUND & FIRST FLOORS
T10-20	COMMUNICATIONS FLOOR PLAN - SECOND & THIRD FLOORS
T20-01	COMMUNICATIONS PART PLAN & ELEVATION VIEW - SECOND FLOOR
T30-01	COMMUNICATIONS SINGLE LINE DIAGRAM
T40-01	NOT USED
16 - SECURITY	
SC00-01	SECURITY GENERAL NOTES, SYMBOLS AND ABBREVIATIONS
SC00-10	SECURITY DETAILS
SC10-10	SECURITY FLOOR PLAN - GROUND & FIRST FLOORS
SC10-20	SECURITY FLOOR PLAN - LEVEL SECOND & THRD
SC20-01	SECURITY RISER DIAGRAM