

CONSULTANTS

CIVIL/LANDSCAPE ARCHITECT
 Sabago Technics
 75 John Roberts Road, Suite 1A,
 South Portland, ME 04106

STRUCTURAL ENV. BUILDING ENVELOPE CONSULTANT
 Simpson Gumpertz & Heger Inc.
 41 Snyres Street, Building 1, Suite 500,
 Waltham MA 02453

MEPP ENGINEERING CODE
 AKF Group LLC
 99 Bedford Street, 2nd Floor, Boston MA 02111

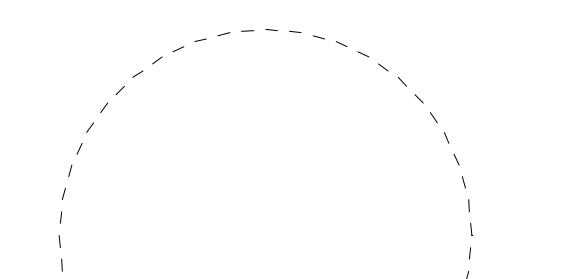
CONSTRUCTION MANAGER
 Turner Construction
 2 Seaport Lane, Suite 200, Boston MA 02210

ELEVATOR CONSULTANT
 VDA (Van Deusen & Associates)
 101 Summer Street, 4th Floor, Boston MA
 02110

COST ESTIMATOR
 D. G. Jones International
 3 Bathin Green Common, Suite 202, Woburn MA 01801

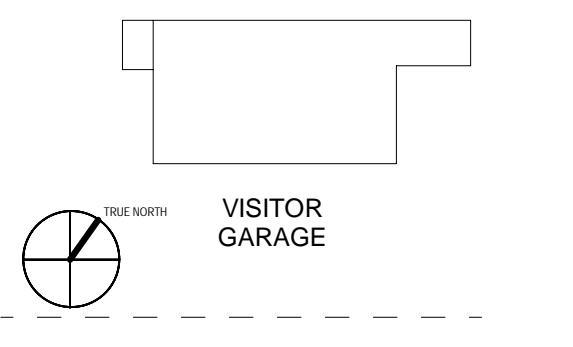
PROJECT TITLE

Visitor Garage Expansion
 22 Bramhall Street
 Portland ME 04102

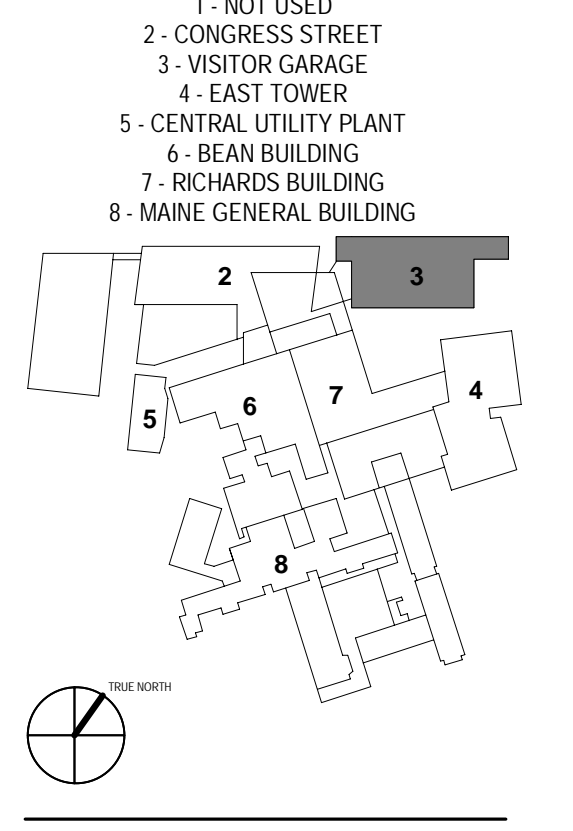


KEY PLANS

PROJECT KEY PLAN



OVERALL KEY PLAN



CONSTRUCTION DOCUMENT SET
 SEPTEMBER 29, 2017

PERMIT SET	03.09.16	
DESIGN DEVELOPMENT	08.25.17	
NO.	ISSUE	DATE
Job Number	B150311-000	
Drawn	NV	
Checked	BN	
Approved	BN	

TITLE

SECURITY RISER DIAGRAM

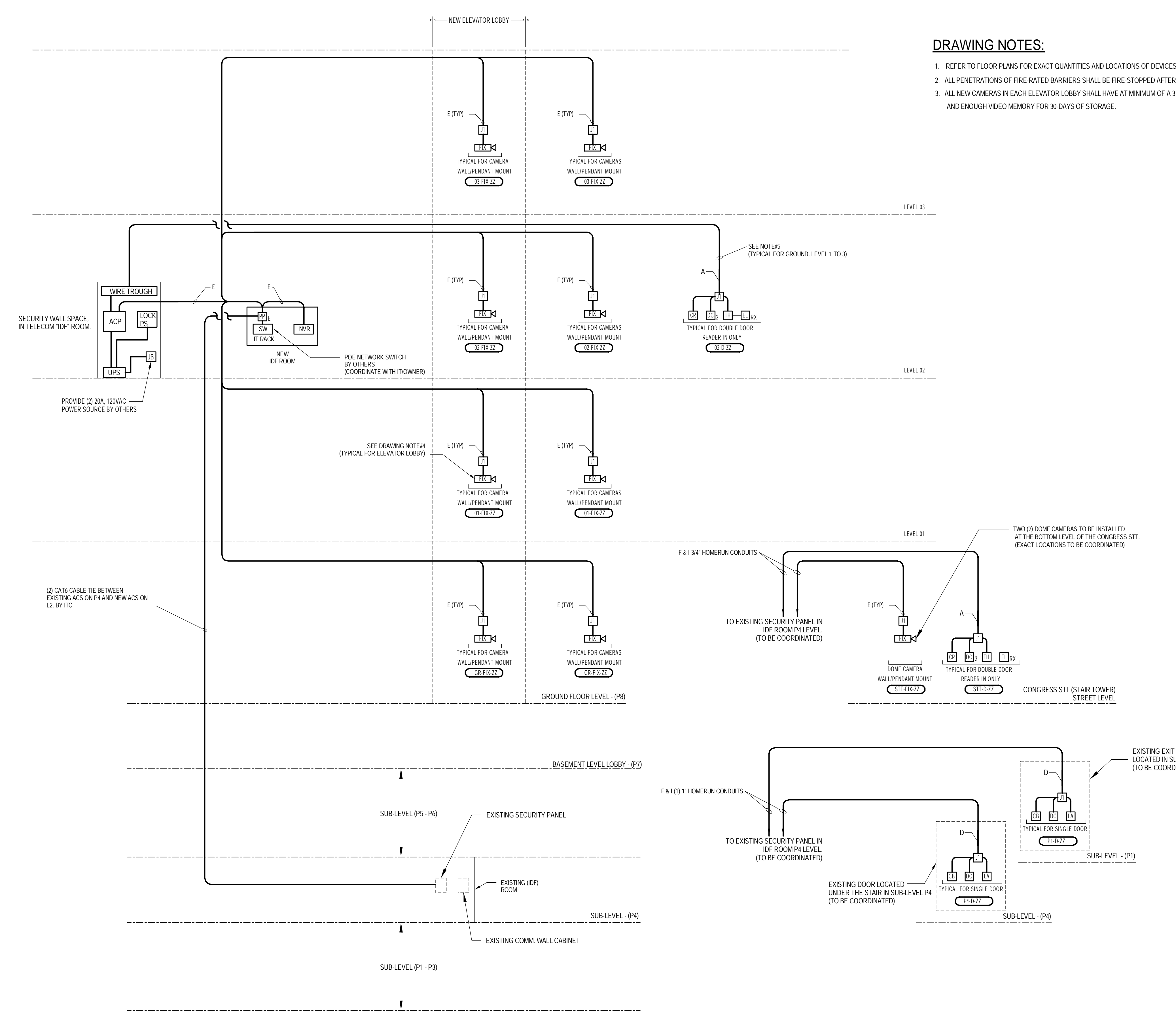
SHEET NUMBER

SC20-01

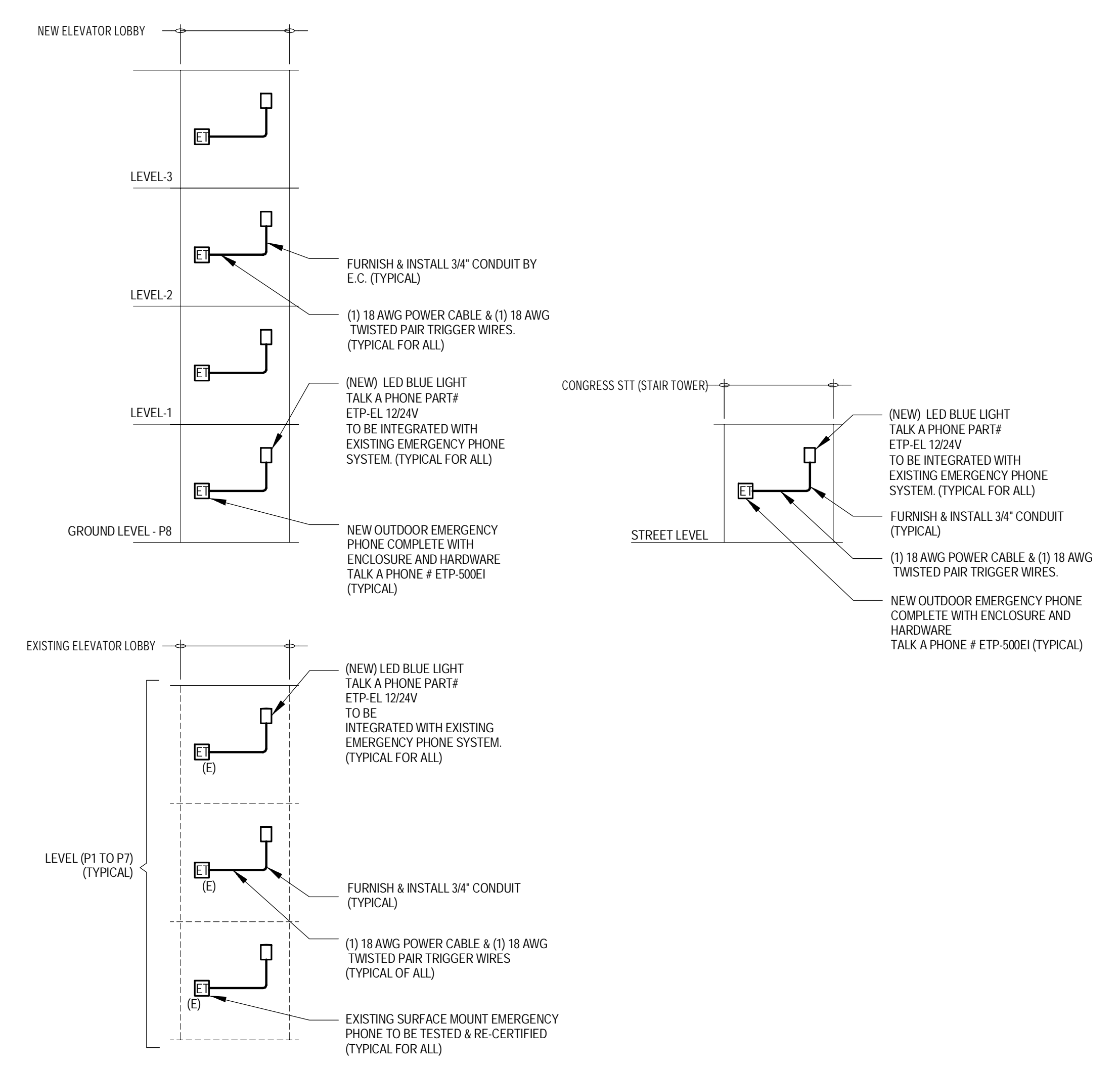
DRAWING NOTES:

- REFER TO FLOOR PLANS FOR EXACT QUANTITIES AND LOCATIONS OF DEVICES.
- ALL PENETRATIONS OF FIRE-RATED BARRIERS SHALL BE FIRE STOPPED AFTER CABLE INSTALLATION.
- ALL NEW CAMERAS IN EACH ELEVATOR LOBBY SHALL HAVE AT MINIMUM OF A 3 MEGAPIXEL RESOLUTION AND ENOUGH VIDEO MEMORY FOR 30-DAYS OF STORAGE.

CABLE LEGEND		
SYMBOL	DESCRIPTION	DEVICE
A COMPOSITE CABLE (PLENUM)	A1 6C #22AWG TWISTED, SHIELDED - CARD READER	[A1]
	A2 2C #22AWG TWISTED, SHIELDED - DOOR CONTACT	[A2]
	A3 4C #22AWG UNSHIELDED - REK - MOTION DETECTOR / PUSH BUTTON	[A3]
	A4 4C #18AWG UNSHIELDED - ELEC LOCKSET / ELEC STRIKE / MAGNETIC LOCK	[A4]
B	6C #22AWG TWISTED, SHIELDED - CARD READER	[B]
C	2C #18AWG TWISTED, SHIELDED - DOOR CONTACT / DURESS BUTTON	[C]
D	4C #18AWG TWISTED, SHIELDED - MOTION DETECTOR / GLASS BREAK / LOCAL ALARM / KEYSWITCH / CRASH BAR	[D]
E	4PR #24AWG TWISTED, UNSHIELDED CAT6A BLUE CABLE - CAMERA / CONTROL PANEL / INTERCOM STATION	[E]
F	2PR #24AWG TWISTED, SHIELDED, WIDRAIN RS-485 - CONTROLLER PANEL / HUB COMMUNICATION	[F]



2 SECURITY RISER DIAGRAM
 SCALE: NTS



1 EMERGENCY PHONE & BLUE LIGHTS DIAGRAM
 SCALE: NONE