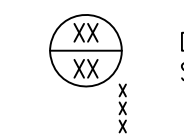
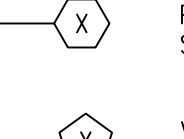

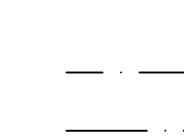
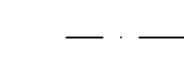
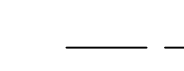




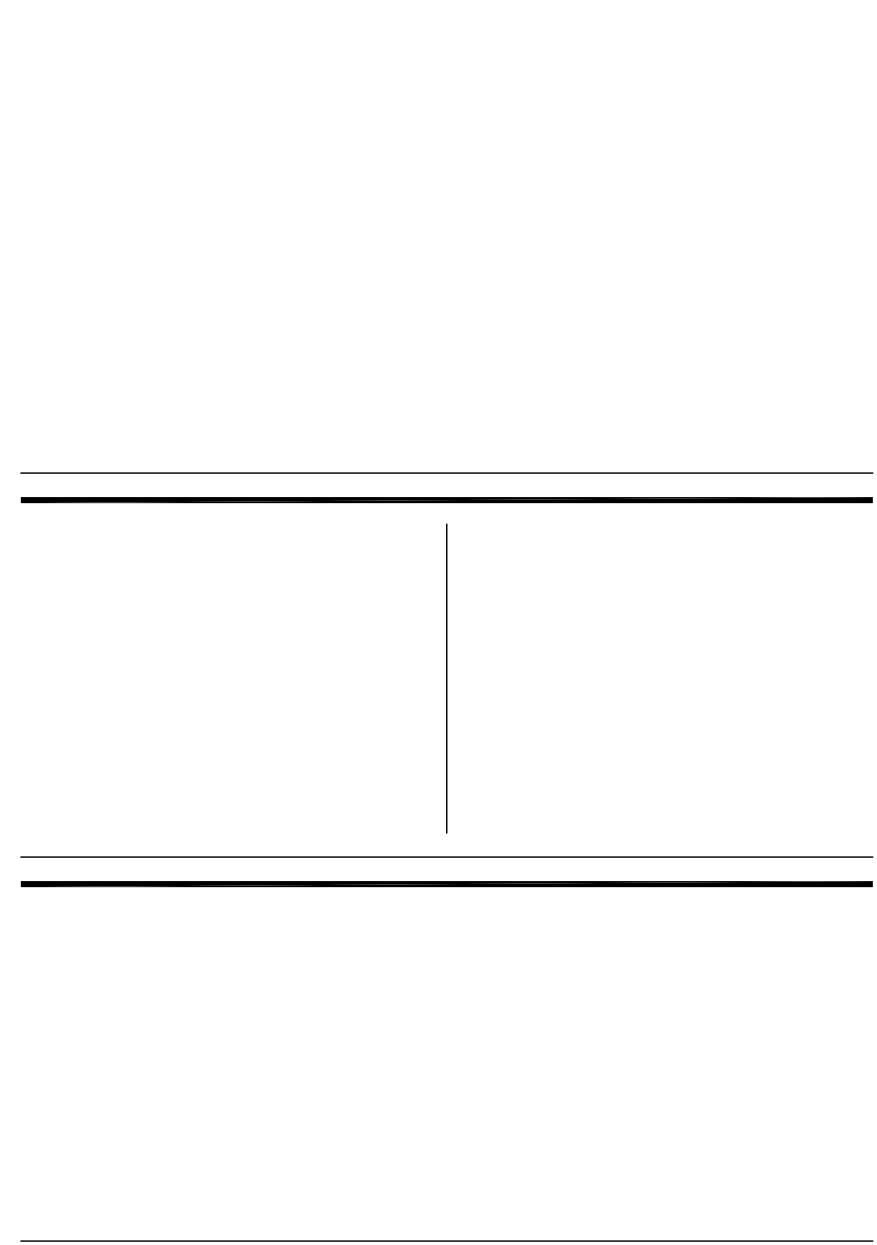
- General Notes:
- TYPICAL PARTITION TYPES ARE AS FOLLOWS UNLESS NOTED OTHERWISE:
 INTERIOR PARTITIONS - TYPE A
 CORRIDOR PARTITIONS - TYPE C
 - REFERENCE SYMBOLS AS FOLLOWS:
 DOOR AND HARDWARE REFERENCE SYMBOL. SEE SHEET A530.
 PARTITION TYPE REFERENCE SYMBOL. SEE SHEET A501.
 VIEW WINDOW TYPE REFERENCE SYMBOL. SEE SHEET A535.
 INTERIOR ELEVATION TAG
 - RATED PARTITIONS ARE INDICATED AS FOLLOWS:
 1HR RATED FIRE PARTITION
 2HR RATED FIRE PARTITION
 1HR RATED SMOKE BARRIER
 2HR RATED FIRE AND SMOKE BARRIER

MARK	ISSUE DATE	DESCRIPTION
BUL 06	11/27/06	BULLETIN NUMBER 06 - PACKAGE H
BUL 02	10/20/06	BULLETIN NUMBER 02 - PACKAGE H
BUL 05	07/20/06	BULLETIN NUMBER 05 - PACKAGE H
ADD 05	04/28/06	ADDENDUM NUMBER 05 - PACKAGE H
ADD 03	01/26/06	ADDENDUM NUMBER 03 - PACKAGE H
PERMIT	09/24/04	PERMIT SET - NOT FOR CONSTRUCTION

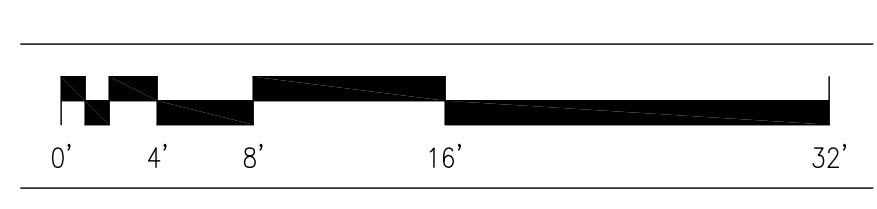
Issue Log

MARK	ISSUE DATE	DESCRIPTION
BUL 06	11/27/06	BULLETIN NUMBER 06 - PACKAGE H
BUL 02	10/20/06	BULLETIN NUMBER 02 - PACKAGE H
BUL 05	07/20/06	BULLETIN NUMBER 05 - PACKAGE H
ADD 05	04/28/06	ADDENDUM NUMBER 05 - PACKAGE H
ADD 03	01/26/06	ADDENDUM NUMBER 03 - PACKAGE H
PERMIT	09/24/04	PERMIT SET - NOT FOR CONSTRUCTION

Key Plan



Drawing Title
BASEMENT FLOOR PLAN



Commission No.	Date Issued
Scale: 1/8" = 1'-0"	Sheet Number
Drawn By: JLV	
Approved By: JLV	
Filename: 4673A20B.dwg	A20B