

INTERIOR FINISH LEGEND									
SPECIFICATION SECTION	ITEM CODE	PRODUCT	MANUFACTURER	MFR. STYLE	COLOR	COMMENTS	LOCATION	MANUF. CONTACT	
	FAB-01	CUSHION UPHOLSTERY FABRIC	LDI ENVIROLEATHER	CALIFORNIA	TBD	PVD FREE UPHOLSTERY FABRIC	CORRIDORS SEATING		
05 22 13	SSM-01	STAINLESS STEEL FABRICATED RAILINGS	REF. TO SPECIFICATIONS	TBD	16 GA. #4 FINISH RAILINGS AND HARDWARE	HANDRAILS AND HARDWARE	ANGLED CORRIDORS		
05 70 00	SSB-01	STAINLESS STEEL WALL BASE	TBD	TBD	16 GA. #4 FINISH - 6H	WALL BASE AT THE FAMILY LOUNGE	FAMILY LOUNGE		
05 20 23	WD-01	WOOD VENEER	SHINKO REAL WOOD DESIGNS	PRE FINISHED REAL WOOD VENEER	NORY OAK S2-PLY-02	WALL PANELING	FAMILY LOUNGE	john@shinko.com 212 924 5588	
05 20 23	WD-02	SOLID WOOD	-	-	TO MATCH WD-01	SOLID WOOD SCREENS	FAMILY LOUNGE		
05 41 16	PL-01	PLASTIC LAMINATE	PANOLAM-NEVAMAR- FRL	FRL - FIBERGLASS REINFORCED LAMINATE	W00040-T STRAIGHTAWAY OAK	DIRECT GLUE-VERTICAL APPLICATION	BEHIND STAFF STATION - CARE STATIONS CORE - HEAD WALL	CHRIS MELCHER 203-913-4036	
05 41 16	PL-02	PLASTIC LAMINATE	PANOLAM-PIONTE	HPL - SUEDE FINISH	ICE WHITE SW813	CASEWORK - WHITE - DIRECT GLUE VERTICAL APPLICATION	MILLWORK-UPPER AND LOWER CABINETS - CARE STATIONS	CHRIS MELCHER 203-913-4036	
05 41 16	PL-03	PLASTIC LAMINATE	NOT USED	-	-	-	-	CHRIS MELCHER 203-913-4036	
05 41 16	PL-04	PLASTIC LAMINATE	NOT USED	-	-	-	-	CHRIS MELCHER 203-913-4036	
05 41 16	PL-05	PLASTIC LAMINATE	NOT USED	-	-	-	-	CHRIS MELCHER 203-913-4036	
05 81 13	GL-01	NOT USED	-	-	-	-	GL-01T SAFETY TEMPERED GLASS		
05 81 13	GL-02T	CLEAR TEMPERED FLOAT GLASS	TBD	-	10.0MM MINIMUM THICKNESS	-	SAFETY TEMPERED GLASS		
05 81 13	GL-03	NOT USED	-	-	WITH COLOR MATCHING MARKER GLASS	-	VARIOUS LOCATIONS - 1 LINE IN EACH PATIENT ROOM		
05 81 13	GL-04LT	LAMINATED GLASS WITH APPLIED FILM	McGRORY GLASS	1/4" MINIMUM FULLY TEMPERED	CLEAR	TWO PILES OF ULTRA-CLEAR LAMINATED GLASS WITH DECORATIVE FILM APPLIED PG-01	MULTI-PURPOSE ROOM, ANGLED CORRIDOR	LARRY WALKER 856-579-3226	
05 81 13	GL-05	DECORATIVE GLASS	FORMS AND SURFACES	LEVELS MILN CAST GLASS - HIKARU SHADOW	TBD	TO USE JELLA WALL SYSTEM CAPTURE FRAME	SEATING AREA - VERTICAL APPLICATION - ANGLED CORRIDOR, BACK OF BENCH	LARRY WALKER 856-579-3226	
05 81 13	GL-06	1/4" BACK COATED TEMPERED GLASS	McGRORY GLASS	TEMPERED BACK COATED - PHOS-680	WHITE	VERTICAL APPLICATION DIRECT GLUE AND SS CHANNELS	FAMILY LOUNGE	LARRY WALKER 856-579-3226	
05 84 00	RP-01	DECORATIVE RESIN PANEL	3 FORM	1" VARIA COLOR TBD W/ WHITE OUT LAYER	COLOR TBD W/ WHITE OUT LAYER	MILLWORK INSERT - VERTICAL APPLICATION	CORRIDORS - CARE STATIONS	JACKIE ANDREY 617-428-2977	
05 87 33	FG-01	FILM ON CLEAR GLASS	TBD	TBD	TBD	-	-		
05 30 00	CTB-01	PORCELAIN BASE TILE	DALTILE	ELEVARE BULLNOSE 5 4020 4" X 16"	LUNAR EL40	STAFF TOILETS WALL BASE TILE	GROUT TBD	ELISA FRANKLIN 617-605-2823	
05 30 00	CTB-02	PORCELAIN BUILD-UP BASE	DALTILE	KEYSTONES 2" X 1" STRAIGHT JOINT MOSAIC - MB-4C	SUEDE GRAY D182	PATIENT ROOMS WALL BASE - TO USE WITH SCHLUTER EDGE TRIM	-	ELISA FRANKLIN 617-605-2823	
05 30 13	CT-01	NOT USED	NOT USED	-	-	-	-		
05 30 13	CT-02	WALL TILE	DALTILE	SEMI GLOSS - GROUP 4 - 4 1/4" X 12 3/4"	TBD	STAFF LOUNGE	GROUT TBD	ELISA FRANKLIN 617-605-2823	
05 30 13	CT-03	PORCELAIN WALL TILE	DALTILE	ELEVARE 4" X 16" STRAIGHT JOINT	LUNAR EL40	STAFF TOILETS WALL TILE	INCLUDE 1/2" JOLLY GROUT TBD	ELISA FRANKLIN 617-605-2823	
05 30 13	CT-04	PORCELAIN FLOOR TILE	DALTILE	KEYSTONES 2" X 1" STRAIGHT JOINT MOSAIC	SUEDE GRAY D182	ALL TOILETS FLOOR TILE	GROUT TO BE LATICRETE SPECTRALOCK 60 DARK GRAY	ELISA FRANKLIN 617-605-2823	
05 30 13	TR-01	FLOOR TRANSITION	SCHLUTER	-	STAINLESS STEEL	RUBBER FLOORING TO CERAMIC TILE	TOILET ROOM FLOORS TO ADJACENT SURFACE		
05 30 23	GT-01	GLASS TILE - DECORATIVE WALL TILE	PORCELANOSA	L'ANTIC COLONAL	L24007361 EFFECT SILVER 12" X 12"	-	PATIENT ROOMS	ROBERT SHAW 781-941-4459	
05 51 13	ACT-01	ACOUSTICAL CEILING TILE	ARMSTRONG	ULTIMA HIGH NRC 24" X 24" X 7/8" SQUARE EDGE LAY-IN #1940 UNPERFORATED	WHITE	WITH ARMSTRONG SUPRAFINE 1516" GRID COLOR BLIZZARD WHITE	PATIENT ROOMS AND GENERAL	LAURIE BARTON 617-435-9396	
05 51 13	ACT-02	ACOUSTICAL CEILING TILE	ARMSTRONG	ULTIMA HIGH NRC 24" X 48" X 7/8" SQUARE EDGE LAY-IN #1943 UNPERFORATED	WHITE	WITH ARMSTRONG SUPRAFINE 1516" GRID COLOR BLIZZARD WHITE	CORRIDORS	LAURIE BARTON 617-435-9396	
05 51 13	ACT-03	ACOUSTICAL CEILING SYSTEM	ARMSTRONG	ALTITUDES TORSION SPRING 24" X 72"	WHITE	USE WITH 1516" PRELUDE GRID SYSTEM	ANGLED CORRIDORS	LAURIE BARTON 617-435-9396	
05 51 13	ACT-04	ACOUSTICAL CEILING TILE	ARMSTRONG	CLEAN ROOM XL 868 SQUARE LAY-IN UNPERFORATED SQUARE EDGE FL 24" X 24"	WHITE	USE WITH 1516" DCO- EXTRUDED CLEAN ROOM GASKETED GRID SYSTEM - COLOR WHITE	ISOLATION & POSITIVE PRESSURE ROOMS	LAURIE BARTON 617-435-9396	
05 65 13	RB-01	RESILIENT BASE	NORA	RUBBER BASE	PLATINUM GRAY 6205	6" HEIGHT TYPICAL	GENERAL	PETER RUECKER 800-322-6672	
05 65 19	RF-01	RESILIENT SHEET FLOORING	NORA	NORAPLAN - SENSICA	OCEAN MIST 6525	3 MM THICK - 4' WIDE SHEETGOOD	ALL CLINICAL AREAS	PETER RUECKER 800-322-6672	
05 65 19	RF-02	RESILIENT SHEET FLOORING	NORA	NORAPLAN - SENSICA	MOUNTAIN AIR 6526	3 MM THICK - 4' WIDE SHEETGOOD	ALL CLINICAL AREAS	PETER RUECKER 800-322-6672	
05 65 19	RF-03	RESILIENT TILE FLOORING	NORA	NORAMANT - SATURA	SAGITTA S113	3/8" THICK - 40" X 40" TILE	AS NOTED	PETER RUECKER 800-322-6672	
05 65 19	RF-04	RESILIENT SHEET FLOORING - SD	NORA	NORAPLAN - SENSICA ED	SNOW DAY 6520	3 MM THICK - 4' WIDE SHEETGOOD - STATIC CONTROL	ELEC ROOMS/IDF	PETER RUECKER 800-322-6672	
05 65 19	RF-05	RESILIENT STAR TREAD	NORA	NORAMANT - 926 SATURA	FRONIS S114	5 MM THICK	STAIRS	PETER RUECKER 800-322-6672	
05 65 19	RF-06	RESILIENT SHEET FLOORING	NORA	NORAPLAN - SENSICA	OCEAN MIST 6525	3 MM THICK - 4' WIDE SHEETGOOD - COLD WELDING	ISOLATION & POSITIVE PRESSURE ROOMS	PETER RUECKER 800-322-6672	
05 65 19	RF-07	RESILIENT SHEET FLOORING	NORA	NORAPLAN - SENSICA	MOUNTAIN AIR 6526	3 MM THICK - 4' WIDE SHEETGOOD - COLD WELDING	ISOLATION & POSITIVE PRESSURE ROOMS	PETER RUECKER 800-322-6672	
05 65 13	TFB	TERRAZZO FLOOR THRESHOLD	TBD	TBD	TBD	-	-		
05 68 13	OPT-01	CARPET TILE	MILLIKEN	SEA GRAPE SEG153	MONOLITHIC INSTALLATION	-	SEATING AREAS	JANE STRLICHUK 617-434-9191	
05 68 13	OPT-02	CARPET TILE	EGE	KARUNA	CUSTOM YARN SYSTEM TO BE 6.6. NYLON	-	RECEPTION LOBBY	NICOLE DONE-PMENTEL 857-265-8920	
05 72 00	WC-01	CUSTOM DIGITAL WALL COVERING	MDC STUDIO	SUBSTRAIGHT, JET TEX PVC FREE FABRIC WALLCOVERING	PATTERN TBD	DIRECT GLUE ON LEVEL 5 FINISH	ANGLED CORRIDORS		
05 72 00	WC-02	WALL COVERING	CARNEGIE	XOREL TBD	BLUE	DIRECT GLUE ON LEVEL 5 FINISH	PATIENT ROOMS ACCENT WALL - FOOT WALL AT PATIENT ROOMS		
05 72 00	WC-03	WALL COVERING	CARNEGIE	TBD	SILVER	DIRECT GLUE ON LEVEL 5 FINISH	PATIENT ROOM ENTRIES		
05 77 23	FP-01	FABRIC WALL SYSTEM	CARNEGIE	XOREL-NEXUS 6425	900-WHITE	USE WITH STRETCHWALL SNAP LOCK FABRIC WALL SYSTEM	AS SHOWN ON ELEVATIONS/DETAILS, ELEVATORS WALL, CARE STATIONS		
05 77 23	FP-04	FABRIC WALL SYSTEM	CARNEGIE	TBD	TBD	USE WITH STRETCHWALL SNAP LOCK FABRIC WALL SYSTEM	ANGLED CORRIDORS RECESS WALL		
05 77 23	FP-05	FABRIC WALL SYSTEM	CARNEGIE	TBD	TBD	USE WITH STRETCHWALL SNAP LOCK FABRIC WALL SYSTEM	ANGLED CORRIDORS RECESS WALL		
05 91 23	PT-01	PAINT	SHERWIN WILLIAMS	PRO GREEN 200 LATEX	TO MATCH B MOORE SUPER WHITE PM-1	EGGSHELL FINISH	THROUGH OUT	SEMI GLOSS ON 80-POS.PRESS. RMS	
05 91 23	PT-02	PAINT	SHERWIN WILLIAMS	PRO GREEN 200 LATEX	TO MATCH B MOORE WHITE DIAMOND 2121-60	EGGSHELL FINISH	THROUGH OUT	SEMI GLOSS ON 80-POS.PRESS. RMS	
05 91 23	PT-03	PAINT	SHERWIN WILLIAMS	PRO GREEN 200 LATEX	TO MATCH B MOORE SILVER DOLLAR 2121-40	EGGSHELL FINISH	THROUGH OUT	SEMI GLOSS ON 80-POS.PRESS. RMS	
05 91 23	PT-04	PAINT	SHERWIN WILLIAMS	PRO GREEN 200 LATEX	TO MATCH B MOORE REWTER 2121-30	EGGSHELL FINISH	THROUGH OUT	SEMI GLOSS ON 80-POS.PRESS. RMS	
05 91 23	PT-05	PAINT	SHERWIN WILLIAMS	PRO GREEN 200 LATEX	TO MATCH SURF BLUE 2056-30	EGGSHELL FINISH	NOTED ON FINISH PLANS	SEMI GLOSS ON 80-POS.PRESS. RMS	
05 91 23	PT-06	PAINT	SHERWIN WILLIAMS	PRO GREEN 200 LATEX	TO MATCH BLUE WAVE	EGGSHELL FINISH	NOTED ON FINISH PLANS	SEMI GLOSS ON 80-POS.PRESS. RMS	
05 91 23	PT-07	PAINT	SHERWIN WILLIAMS	PRO GREEN 200 LATEX	UTAH SKY 2066-40	EGGSHELL FINISH	NOTED ON FINISH PLANS	SEMI GLOSS ON 80-POS.PRESS. RMS	
05 91 23	PT-08	PAINT	SHERWIN WILLIAMS	PRO GREEN 200 LATEX	TBD	ANGLED CORRIDOR	NOTED ON FINISH PLANS	SEMI GLOSS ON 80-POS.PRESS. RMS	
10 21 23	CC-01	CUBICLE CURTAIN TRACK	ON THE RIGHT TRACK SYSTEM	-	-	-	PATIENT ROOMS		
10 26 00	WP-01	WALL PROTECTION	INPRO CORP	G2 BIOBLEND RIGHT SHEET WALL PROTECTION	DOVE GRAY 0105	4'X8' SHEETS - INCLUDE ALL TRIM PIECES	CARE STATION CORE SPACES		
10 26 00	WP-02	WALL PROTECTION	INPRO CORP	G2 BIOBLEND RIGHT SHEET WALL PROTECTION	FEATHER 0238	4'X8' SHEETS - INCLUDE ALL TRIM PIECES	ALCOVES AND WHERE NOTED		
10 26 13	CG-01	CORNER GUARD	INPRO CORP	SURFACE MOUNTED STAINLESS STEEL	STAINLESS STEEL, TYPE 304	CUSTOM HEIGHT 8'-4", 3-1/2" WING	THROUGH OUT - SEE CONSTRUCTION PLANS AND INT. ELEVATIONS		
10 26 13	CG-02	END WALL PROTECTOR	INPRO CORP	SURFACE MOUNTED STAINLESS STEEL	STAINLESS STEEL, TYPE 304	CUSTOM HEIGHT 8'-4", 3-1/2" WING	THROUGH OUT - SEE CONSTRUCTION PLANS AND INT. ELEVATIONS		
10 26 16	BG-01	BUMPER GUARD	DUPONT CORSAN	CUSTOM HAND RAIL GUARD RAIL 1'-6" H	SILVER GRAY	CUSTOM HANDRAIL/BUMPER RAIL	CORRIDORS - HAND RAIL - BUMPER RAIL		
10 51 16	SPL-01	SOLID PLASTIC LOCKERS	BRADLEY CORP.	LEMOK "2" LOCKERS - SOLID HOPE 19" W 18" D 72" H	TBD	STANDARD DOOR, PAOLOK - OWNER FURNISHED CONTRACTOR INSTALLED	-		
12 24 16	WTS-01	WINDOW SHADES	DRAPER	CLUTCH FLEXSHADE XD	INFINITY 2 3/4 OPEN (ALMOND)	-	-	JEFF BOYLE (VERTEX, 781.332.3030)	
12 24 16	WTS-02	WINDOW SHADES	DRAPER	CLUTCH FLEXSHADE XD	INFINITY 2 3/4 OPEN (ALMOND)	-	-	JEFF BOYLE (VERTEX, 781.332.3030)	
12 36 61	SSM-01	SOLID SURFACE	DUPONT CORSAN	3/4" THICK	DESIGNER WHITE	COUNTER TOPS - BENCHES, SINKS	ALL CLINICAL AREAS, HORIZONTAL APPLICATION		
12 36 61	SSM-02	SOLID SURFACE	DUPONT ZODIAC	2 CM THICK	CLOUD WHITE	COUNTER TOPS	STAFF LOUNGE CREDENZA - HORIZONTAL APPLICATION		
12 36 61	SSM-03	SOLID SURFACE	DUPONT CORSAN	1/4" THICK	DESIGNER WHITE	WALL APPLICATION	PATIENTS TOILET ROOMS, SEE ENLARGED PLANS		

### GENERAL FINISH NOTES

1. PROVIDE NECESSARY FLOOR TRANSITION STRIPS BETWEEN ALL DIFFERENT FLOORING TYPE. UNDERLAYMENT TO BE APPROVED BY FLOORING MFR PRIOR TO INSTALLATION. FLOORING TRANSITIONS SHALL OCCUR AT THE CENTERLINE OF THE DOOR, UNLESS NOTED OTHERWISE.
2. CERAMIC TILE GROUT JOINTS TO BE AS SPECIFIED AND EQUAL FOR BOTH WALLS AND FLOORS. GROUT AT CERAMIC TILE BASE TO MATCH FLOOR. GROUT JOINTS AT BASE, WALL AND FLOOR TO ALIGN.
3. ALL GWB SOFFITS BE PAINTED WITH A FLAT FINISH.
4. RUBBER STRAIGHT BASE (6" WHERE CARPET OCCURS).
5. COORDINATE ALL FINISHES AND WALL PROTECTION.
6. ALL WALLS TO BE PAINTED.
7. PROVIDE ROLLER SHADES AT ALL WINDOWS WITHIN ARCHITECTS SCOPE OF WORK.

### PERKINS + WILL

225 Franklin Street, Suite 1100  
Boston, MA 02110  
617.478.0300  
617.478.0321  
www.perkinswill.com

### CLIENT

Maine Medical Center  
MaineHealth

22 Bramhall Street  
Portland ME 04102

### CONSULTANTS

CVL LANDSCAPE ARCHITECT  
Sebago Technics  
75 John Roberts Road, Suite 1A, South Portland ME 04106

STRUCTURAL ENGR. BUILDING ENVELOPE CONSULTANT  
Stinson Gumpertz & Hager Inc.  
41 Sevon Street, Building 1, Suite 500, Waltham MA 02453

MERFP ENGINEER CODE  
AKF Group LLC  
99 Bedford Street, 2nd Floor, Boston MA 02111


CONSTRUCTION MANAGER  
Turner Construction  
2 Seaport Lane, Suite 200, Boston MA 02210

ELEVATOR CONSULTANT  
VDA (Van Dusen & Associates)  
101 Summer Street, 4th Floor, Boston MA 02110

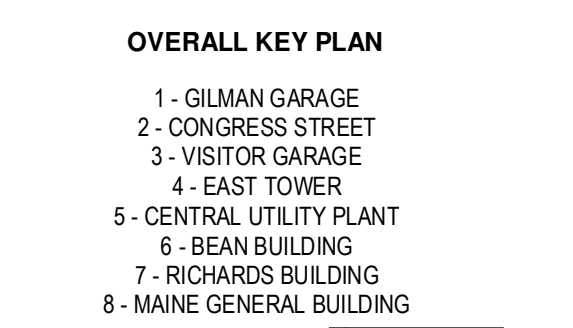
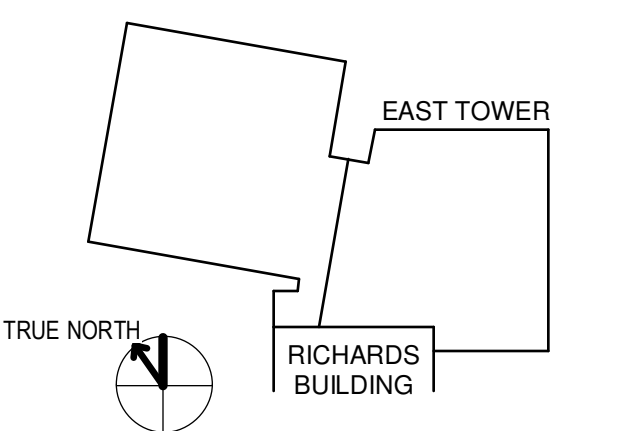
COAT ESTIMATOR  
D. G. Jones International  
3 Baldwin Green Common, Suite 202, Woburn MA 01801

### PROJECT TITLE

East Tower 6 & 7  
Addition  
22 Bramhall Street  
Portland ME 04102



### KEY PLANS



### CONSTRUCTION DOCUMENTS

JANUARY 26, 2018

NO	ISSUE	DATE
1	ADDENDUM NO. 1	3/22/18

Job Number: 152181.000  
Drawn: TEAM  
Checked: JK  
Approved: JK

### TITLE

## INTERIOR MATERIALS AND FINISH SCHEDULE

SHEET NUMBER

# A64-01