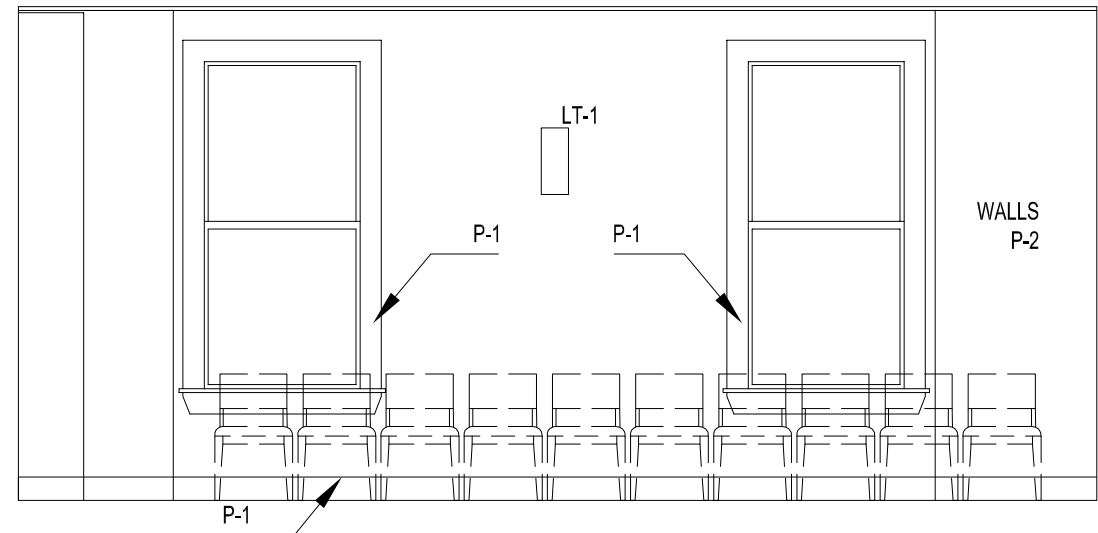
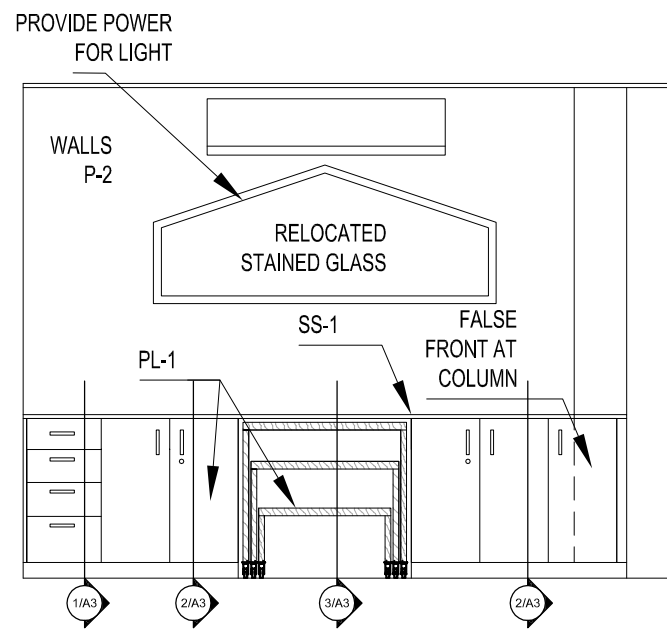


1 FLOOR PLAN
A1.1|A1.1 0 4'-0" SCALE: 1/4" = 1'-0"

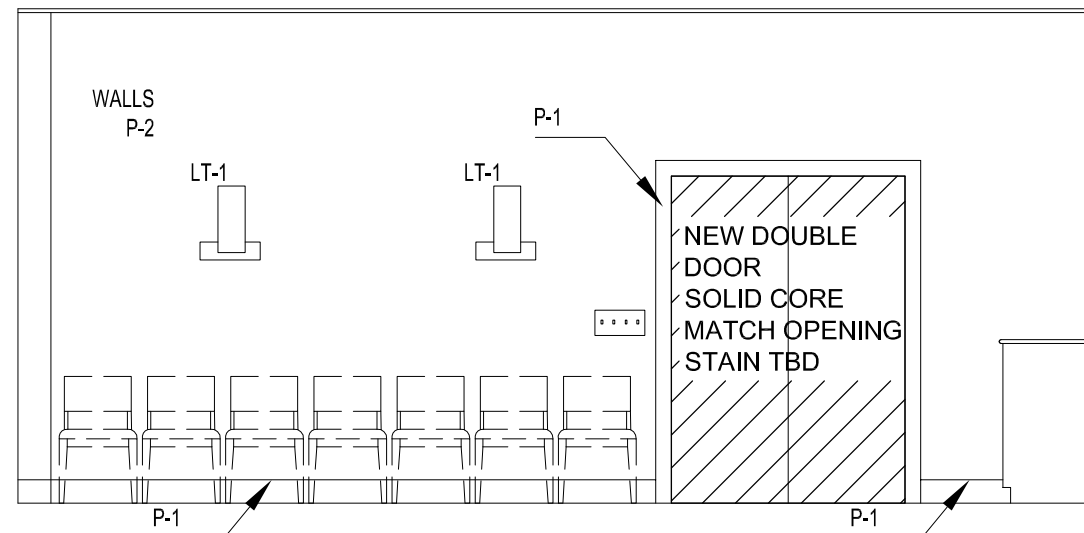
NOTES:
PAINT ALL EXISTING WOOD TRIM
RECESS ALL CONDUIT / SURFACE MOUNTED ELECTRICAL.



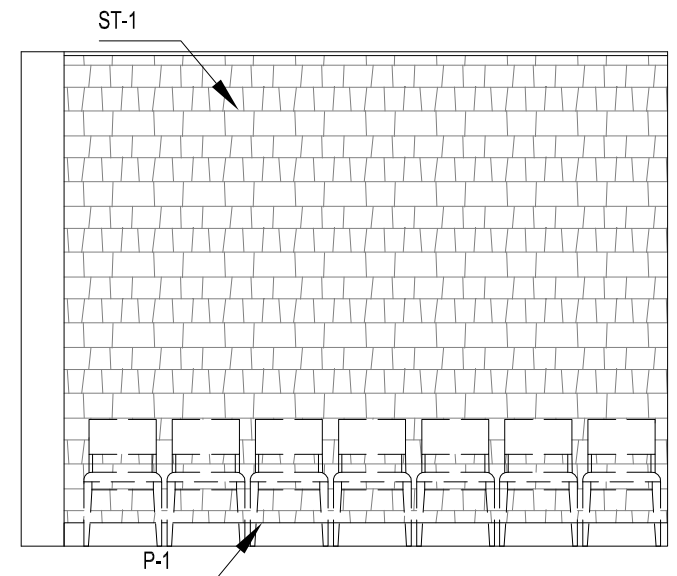
2 INTERIOR ELEVATION
A1.1|A1.1 0 4'-0" SCALE: 1/4" = 1'-0"



3 INTERIOR ELEVATION
A1.1|A1.1 0 4'-0" SCALE: 1/4" = 1'-0"



4 INTERIOR ELEVATION
A1.1|A1.1 0 4'-0" SCALE: 1/4" = 1'-0"



5 INTERIOR ELEVATION
A1.1|A1.1 0 4'-0" SCALE: 1/4" = 1'-0"

A1

Chapel Renovation
Maine General Building, First Floor
Bramhall Campus

STONE ACCENT WALL:

ST-1 DALTILE
STACKED STONE Quartzite
GOLDEN SUN S783

*ALTERNATE:
DALTILE CONTINENTAL SLATE
BRAZILIAN GREEN
CS52 12X12 FIELD TILE