LIGHTING PLAN NOTES

1. CIRCUIT NUMBERS ARE FOR DESCRIPTIVE PURPOSES ONLY. EXACT NUMBERS SHALL BE DETERMINED IN FIELD AND SHALL BE NOTED ON THE CONTRACTORS AS-BUILT DRAWINGS.
2. BRANCH CIRCUIT CONDUCTORS SHALL BE SIZED AND INSTALLED FOR A MAXIMUM BRANCH CIRCUIT VOLTAGIDROP OF 3% FROM PANELBOARD. TOTAL VOLTAGE DROP FROM SERVICE ENTRY TO LAST DEVICE ON CIRCUIT SHALL NOT EXCEED 5%. REFER TO SPECIFICATIONS FOR ADDITIONAL REQUIREMENTS AND OPTIONS
3. EXIT SIGNS, FIXTURES DESIGNATED AS NIGHT LIGHTS, AND EMERGENCY BATTERY UNITS SHALL BE CONNECTED TO AN UNSWITCHED, CONSTANT "ON" SOURCE AS INDICATED.
4. FIXTURES SHOWN TO INCLUDE EMERGENCY BALLAST SHALL HAVE ADDITIONAL "CONSTANT ON" SOURCE.
5. ALL UNDERCABINET LIGHTING SHALL BE CONNECTED TO RECEPTACLE BRANCH CIRCUIT SERVING THE AREA. IF THE FIXTURE IS WITHIN 6' OF A SINK, THE CONNECTION SHALL BE AFTER THE GFCI DEVICE FOR GFCI PROTECTION.
6. FIXTURES TO BE RELOCATED SHALL BE HANDLED AS FOLLOWS: REMOVE, CLEAN, RE-LAMP AND STORE FOR RE-USE. MOUNT IN NEW LOCATION AS DIRECTED BY ARCHITECT. MAINTAIN EXISTING BRANCH CIRCUITRY SERVING FIXTURES INDICATED. EXTEND EXISTING WIRING TO NEW LOCATION AS JOB CONDITIONS REQUIRE. ANY NEW WIRING SHALL MATCH THE EXISTING.

LIGHTING KEYED NOTES

1. EXISTING LIFE SAFETY LIGHTING BRANCH CIRCUIT CURRENTLY SERVING THIS AREA SHALL BE EXTENDED AND MODIFIED TO SERVE NEW AND RELOCATED LIGHT FIXTURES. NEW CONDUIT AND WIRE SHALL MATCH EXISTING IN ALL RESPECTS.
2. EXISTING NORMAL LIGHTING BRANCH CIRCUIT CURRENTLY SERVING THIS AREA SHALL BE EXTENDED AND MODIFIED TO SERVE NEW AND RELOCATED LIGHT FIXTURES. NEW CONDUIT AND WIRE SHALL MATCH EXISTING IN ALL RESPECTS.
3. PROVIDE DIMMER SWITCHES TO CONTROL 0-10V, 0-100% DIMMABLE LIGHT FIXTURES.
4. INTERCEPT AND EXTEND EXITING CORRIDOR LIGHTING CONTROLS TO INCLUDE RELOCATED LIGHT FIXTURES. NEW CONDUIT AND WIRE SHALL MATCH EXISTING IN ALL RESPECTS.

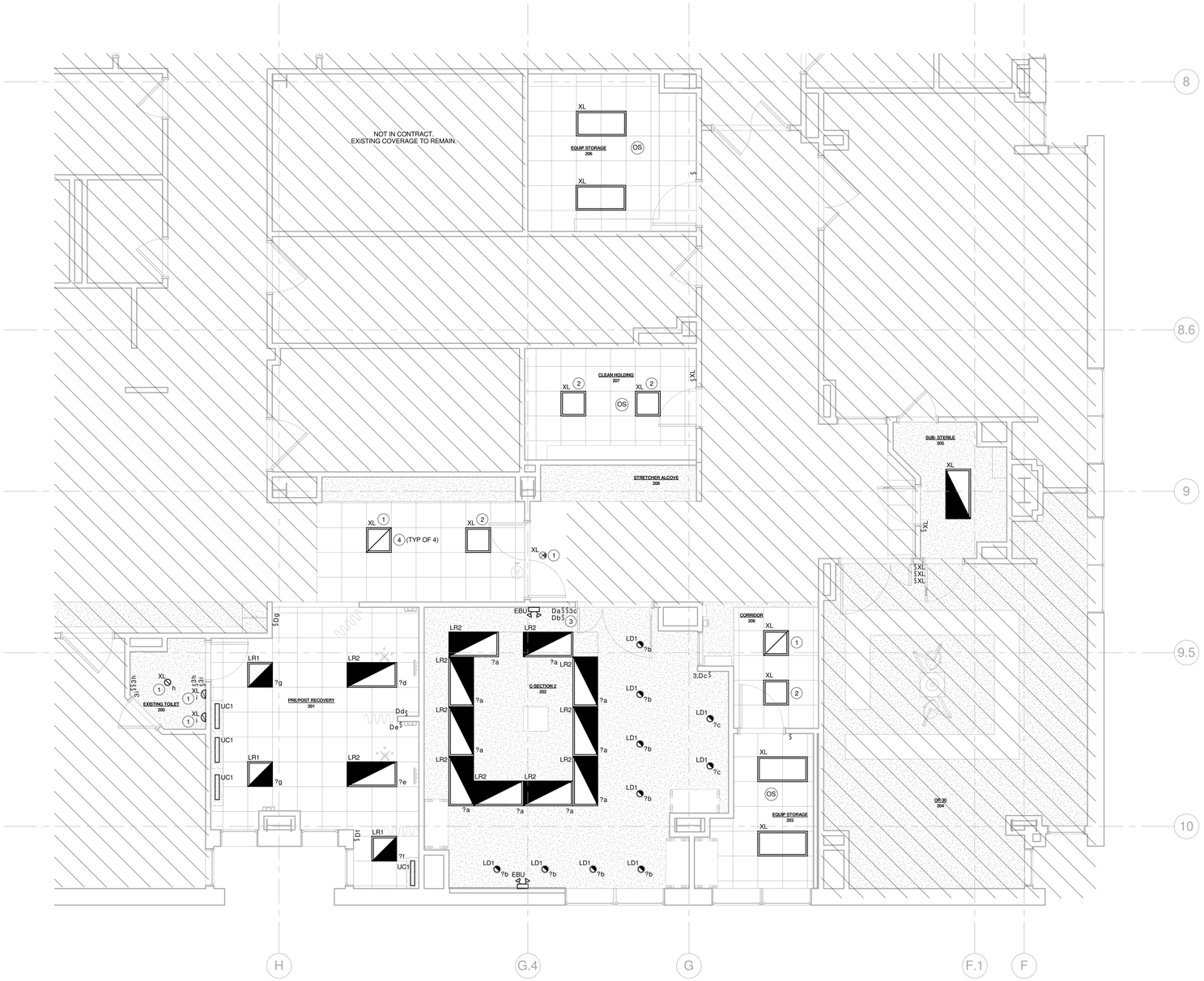

1 E202 SECOND FLOOR LIGHTING PLAN
1/4" = 1'-0"

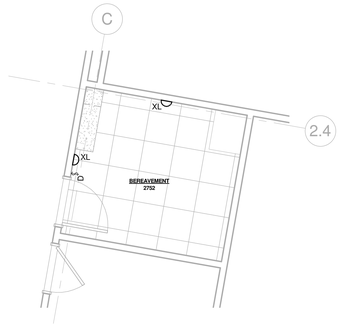

2 E202 SECOND FLOOR BEREAVEMENT LIGHTING PLAN
1/4" = 1'-0"

GRAPHIC SCALE
4' 2' 0 4' 8' 12'
SCALE: 1/4" = 1' - 0"

ENVIRONMENTS FOR HEALTH ARCHITECTURE
e4h
868 Middle Street, Portland, ME 04101
207.773.8941
183 Middle Street, Portland, ME 04101
BOSTON | DALLAS | NEW YORK | BURLINGTON | PORTLAND
e4harchitecture.com

©2017 Environments For Health

FITZEMEYER & TOCCI ASSOCIATES, INC.
300 Unicorn Park Drive, 5th Floor
Woburn, MA 01801
(P) 781.481.0210 (F) 781.481.0203
(W) www.f-t.com

F&T # 170066.01

Key Plan

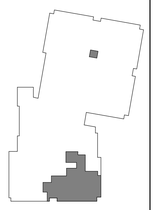

Project North

Maine Medical Center
LEVEL 2 OR RENOVATION

22 Bramhall Street, Portland, ME

REV	DESCRIPTION	DATE
	PERMIT SET	7.27.2017

STATE OF MAINE
CAMERON M. BELLAO
14199
LICENSED
PROFESSIONAL ENGINEER

SEAL:

PROJECT NUMBER: 2017009

DATE: 07/27/2017

SHEET TITLE AND NUMBER:

E202

ELECTRICAL LIGHTING PLAN