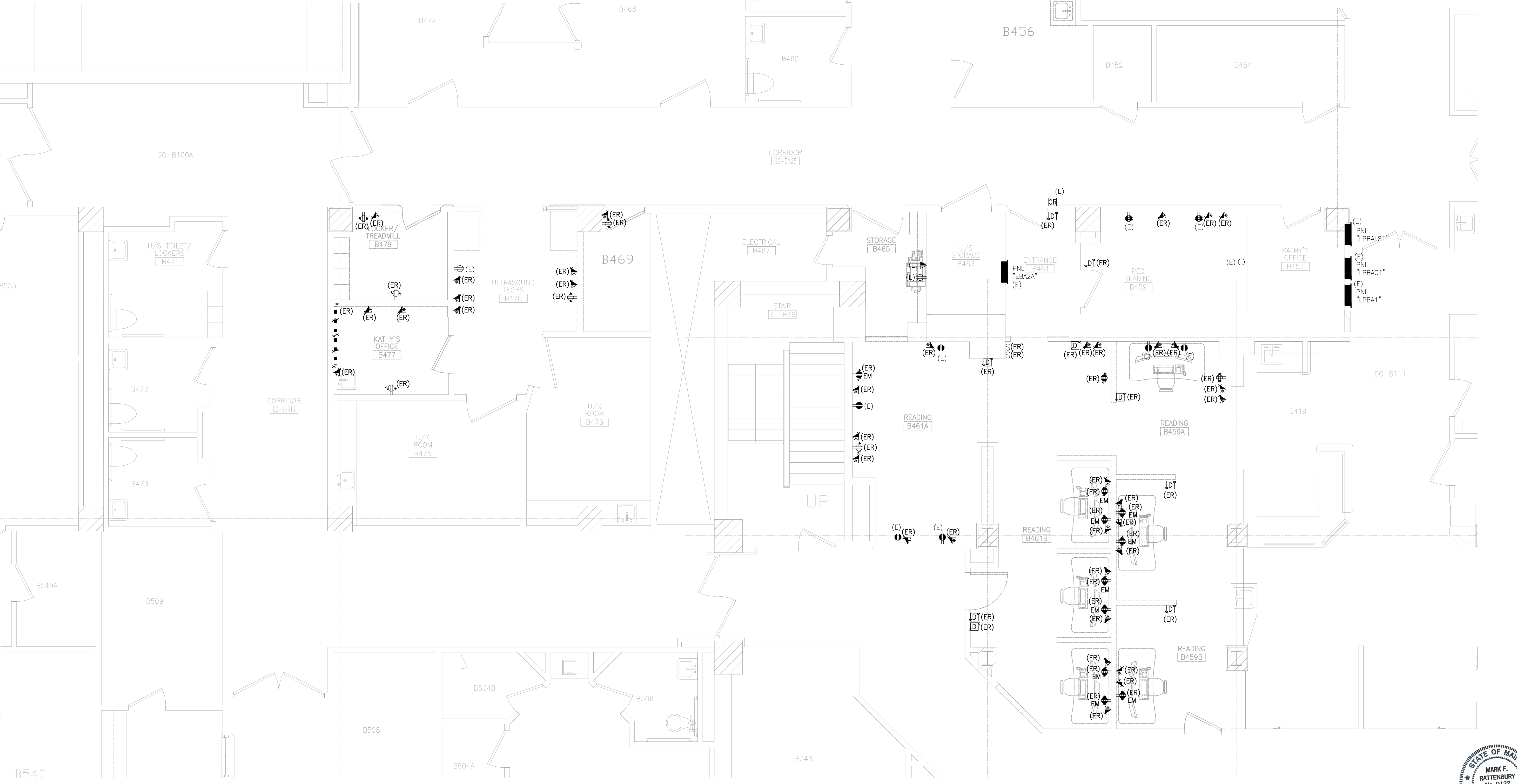


**DRAWING NOTES:**

- REFER TO DRAWING E-000 FOR LEGEND, SYMBOLS, DEMOLITION NOTES, GENERAL NOTES, AND CIRCUIT TRACING NOTE.
- REFER TO ARCHITECTURAL DRAWINGS FOR EXACT LIMIT OF DEMOLITION.
- CONTRACTOR SHALL VERIFY ANY DEVICE AND/OR CIRCUIT IN QUESTION PRIOR TO ANY DEMOLITION.
- INVENTORY REMOVED ELECTRICAL LIGHT FIXTURES AND ELECTRICAL EQUIPMENT. PROVIDE A LIST TO THE OWNER FOR THEIR SELECTION OF ITEMS TO BE RETAINED. ALL ITEMS SELECTED TO BE RETAINED SHALL BE STORED IN A LOCATION DESIGNATED BY OWNER. ALL ITEMS REJECTED BY THE OWNER SHALL BE REMOVED FROM THE SITE.
- ELECTRICAL CONTRACTOR SHALL COORDINATE NEMA RATINGS OF ALL DEVICES PRIOR TO INSTALLATION.
- ELECTRICAL CONTRACTOR SHALL BE RESPONSIBLE FOR COORDINATING AND CONFIRMING LOCATIONS AND MOUNTING HEIGHTS OF ALL ELECTRICAL DEVICES WITH ARCHITECT AND ARCHITECTURAL DRAWINGS.
- ALL OCCUPANCY SENSOR LOCATIONS ARE APPROXIMATE. REFER TO MANUFACTURERS INSTALLATION INSTRUCTIONS PRIOR TO INSTALLATION.
- ALL DAMAGED EXISTING LOCAL LIGHTING SWITCHES OR DEVICES THAT ARE TO REMAIN SHALL BE REPLACED WITH NEW DEVICES AND FACE PLATES. COORDINATE COLOR WITH ARCHITECT.

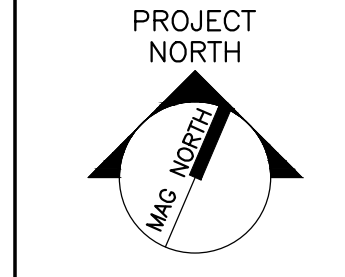


**1 FLOOR PLAN - DEMO POWER**  
SCALE: 1/4"=1'-0"

**2 FLOOR PLAN - DEMO POWER**  
SCALE: 1/4"=1'-0"

144 Fore Street/P.O. Box 818  
Portland, Maine 04104  
tel. (207) 772-3846  
fax. (207) 772-1070  
www.smtinc.com

ARCHITECTURE  
ENGINEERING  
PLANNING  
INTERIOR DESIGN  
COMMISSIONING



**AKF**  
99 Bedford Street, 2nd Fl.  
Boston, MA 02111  
T: 617.737.1111 F: 617.737.4311


MAINE MEDICAL CENTER  
IR READING ROOM AND U/S RENOVATION  
PORTLAND, MAINE

REV	DESCRIPTION	DATE
03-31-17	ISSUED FOR PERMITTING	

GRAPHIC SCALE:  
0" 1"  
SCALE: 1/4"=1'-0"  
PROJECT MANAGER:  
JC/DRAWN BY:  
A/E OF RECORD:  
CAD FILE:  
PROJECT NO: B160305-000  
DATE: 03-31-17  
SHEET TITLE:

**ELECTRICAL FLOOR PLAN - POWER DEMOLITION**

SHEET No. **E-100**



SAVE DATE: 3/30/2017 3:57 PM  
PLOT DATE: 3/31/2017 1:58 PM  
LOGIN: Jaques, Christopher  
P:\Projects\B160000\B160305-000\Design Mgmt\CAD\Elect\B160305-000\_E-100.dwg